

COVID-19 Budget & Federal Grants Update



City Council "A" Session
May 7, 2020

Presented by: Maria Villagómez, Deputy City Manager

Presentation Overview

01

FY 2021
Budget
Calendar

02

Emergency
Response
Cost

03

Federal
Grants

FY 2021 Budget Process Framework

**Determine
Cost of
Ongoing
Response**

**Manage
Fiscal
Challenges**

**Assess
Impact of
City
Services**

**Assist in
Community
Recovery**

City of San Antonio

Budget Calendar

2021



Key Events

May 28

Mid-Year Budget Review

June 4

Mid-Year Budget Adjustment
Ordinance

June 18

Five Year Financial Forecast and Trial
Budget Presentation

June 26

City Council Goal Setting Session and
Trial Budget Discussion

August 6

Proposed Budget

September 17

Budget Adoption

FY 2020 City Revenue Impact

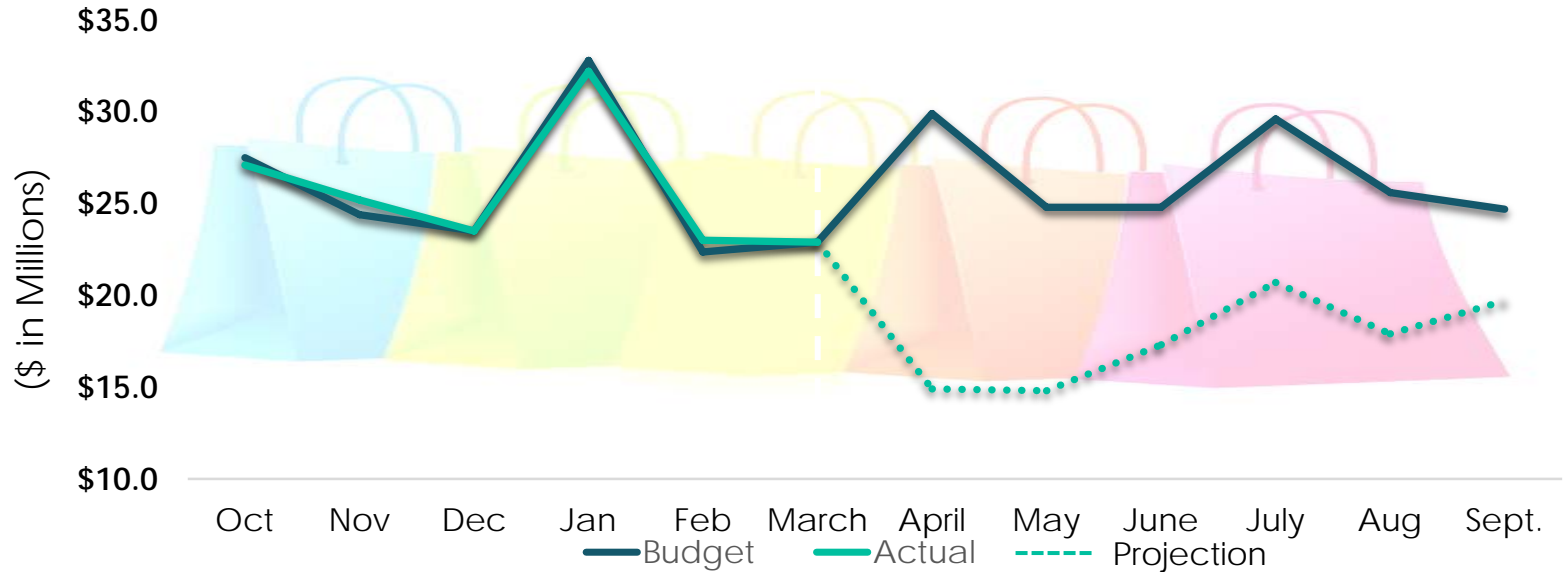
\$200 Million

FY 2020 Preliminary Revenue Impact

Primarily from Hotel Occupancy Tax, Sales Tax, Airport, and other revenues

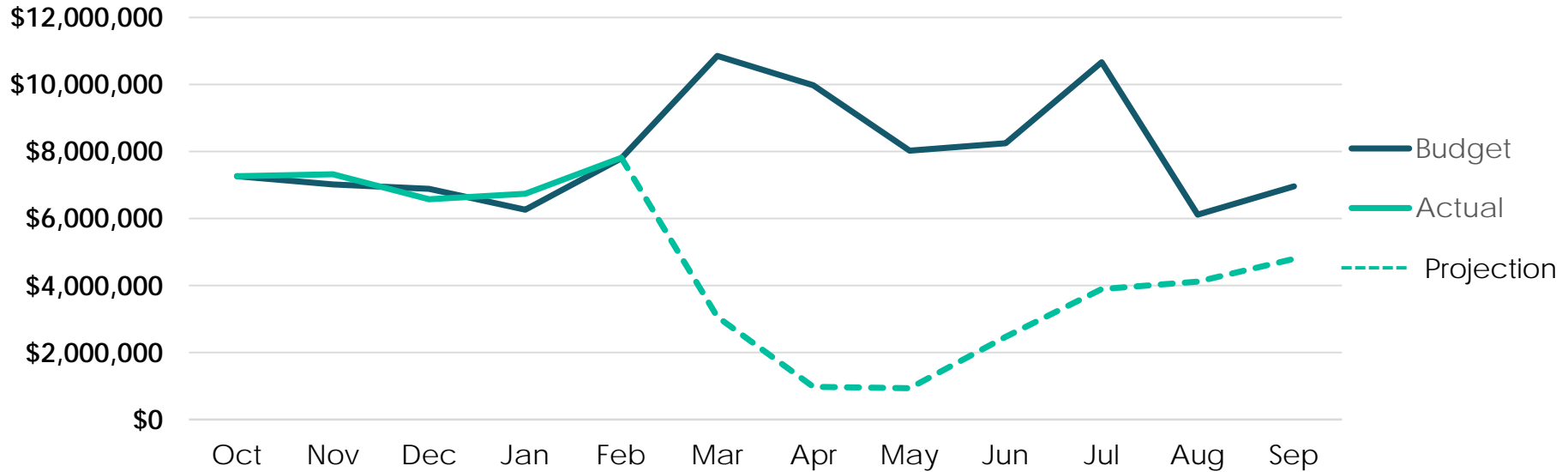
Measures taken to keep budget balance in the General Fund and restricted funds

FY 2020 Sales Tax Revenue



FY 2020 (\$ in Millions)	Budget	Projection	Variance
October to February	\$130.7	\$131.4	\$0.7
March to September	\$182.4	\$128.5	(\$53.9)
Total	\$313.1	\$259.9	(\$53.2)

FY 2020 HOT Revenues



	Oct	Nov	Dec	Jan	Feb	Mar	Apr	May	Jun	Jul	Aug	Sep
FY 2020	Budget					Projection					Variance	
October to February	\$35.2 M					\$35.7 M					\$0.5 M	
March to September	\$60.9 M					\$20.3 M					(\$40.6 M)	
Total	\$96.1 M					\$56.0 M					(\$40.1 M)	

Emergency Response Expenses

(Through April 26, 2020)



\$16.5 Million

Personnel: \$7.7

Non-Personnel: \$8.8

Coronavirus Relief Fund

- CARES Act established \$150 Billion Coronavirus Relief Fund
- Local governments eligible for direct funding from US Treasury

**\$270
Million**

City of
San Antonio
Award

CARES ACT

Uses of Coronavirus Relief Funds

Payments from the Fund may only be used to cover costs that

1. *Are necessary expenditures incurred due to the public health emergency with respect to COVID-19*
2. *Were not accounted for in the budget most recently approved*
3. *Were incurred between March 1 and December 30, 2020*

Eligible Uses – COSA Response

Public Safety
and Health
Personnel Cost

Protective
Equipment &
Supplies

Testing &
Contact Tracing

Quarantine &
Isolation
Facilities

Emergency
Recovery
Planning

Food Delivery to
Seniors and
other vulnerable
populations

Eligible Uses – Community

Housing Security

- Rental Assistance
- Homeless Housing

Digital Divide

- Improvements to facilitate distance learning

Small Business

- Small Business support
- Business interruption grants

Workforce
Development

Planning for and
supporting
community
resilience

Other Federal Funding Sources



AIRPORT
GRANTS
\$39.7M



HEALTH
GRANTS
\$3.5M



HOUSING
RELATED
GRANTS
\$11.9M



POLICE
GRANT
\$2.7M



FEMA
DISASTER
RELIEF FUND

Forthcoming Grants

- Community Development Block Grant (CDBG)
- Head Start
- Community Service Block Grant (CSBG)
- Child Care and Development Block Grant
- Assistance to Fire Fighters

Recommended Coronavirus Relief Fund Plan



COSA Response



City Recovery



Community
Resiliency

Community Resiliency



IMPACTFUL

to better prepare
the community



LEAD WITH EQUITY

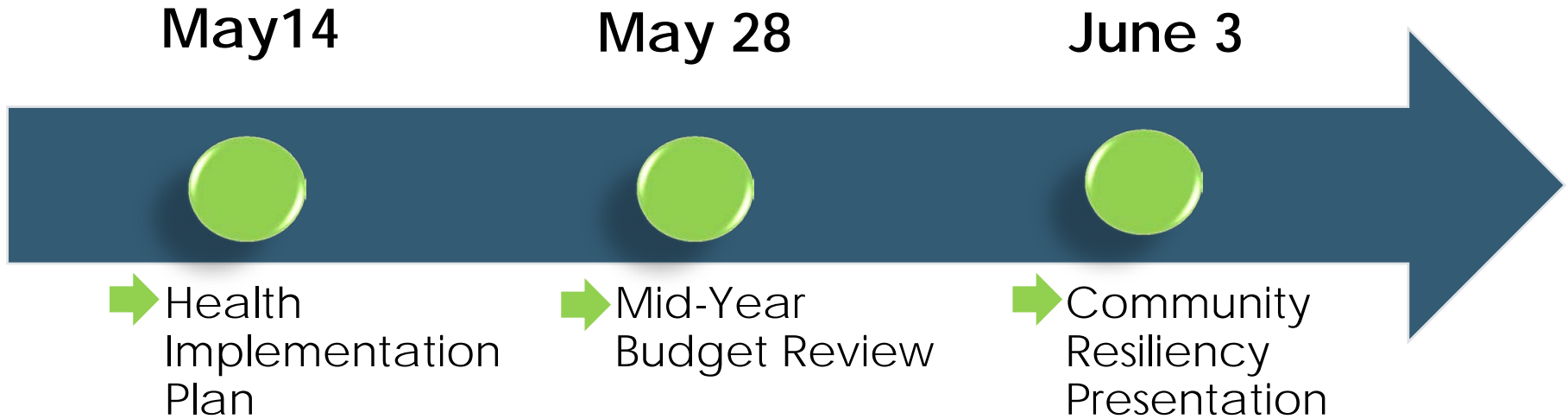
INDIVIDUALS IMPACTED DIFFERENTLY



TIMELY

SHORT AND LONG TERM
ACTIONS
(CRF AND OTHER FEDERAL
FUNDS)

Recommended Timeline



COVID-19 Budget & Federal Grants Update



City Council "A" Session
May 7, 2020

Presented by: Maria Villagómez, Deputy City Manager