

COVID-19 Response and Recovery & Resiliency Plan

Presented by Ana Bradshaw, COVID-19 Financial and
Performance Liaison

City Council "A" Session

January 21, 2021



December Financial Report Highlights



As of December 31, City has spent all the \$270 M Coronavirus Relief Fund



\$360.6 M (of \$564.6 M) total expense since March



\$204 M remaining in other resources to support ongoing efforts

December 2020 Report

Spending by Revenue Source (in millions)

	Budget	Plan thru December	Actuals thru December	Variance
Coronavirus Relief Fund	\$270.7	\$270.7	\$270.7	-
General Fund	155.3	37.4	25.5	(11.8)
TIRZ	4.0	4.0	4.0	-
San Antonio Housing Trust	6.0	6.0	6.0	-
Other Federal Grants	128.3	52.9	54.1	(0.2)
Donations	0.2	0.2	0.2	-
Total	\$564.6	\$372.7	\$360.6	\$(12.1)

Program	Budget	Plan thru Dec	Actuals thru Dec	Variance
Emergency Response	\$174.1	\$174.1	\$175.4	\$(1.3)
Health Implementation	50.8	16.1	15.7	0.4
Recovery and Resiliency	255.3	148.9	136.1	12.8
Other CARES Programs	84.4	33.6	33.4	0.2
Total	\$564.6	\$372.7	\$360.6	\$12.1

December 2020 Report

Spending by Program (in millions)

Non-CRF Program Budgets

(as of January 1, 2021)

Program	Revised Budget	Actuals thru December	Remaining Budget
Health Implementation	\$34.9	\$0.7	\$34.2
Recovery and Resiliency	173.3	54.5	118.8
Other CARES Programs	84.4	33.4	51.0
Total	\$292.6	\$88.6	\$204.0

\$29.7 M



1,243
Total Grant
Awards

\$27.1 M



1,120
Micro Business
Grants

\$8.7 M



227
Food &
Beverage
Grants

\$2.4 M



67
Non-Profit
Grants

\$0.26 M

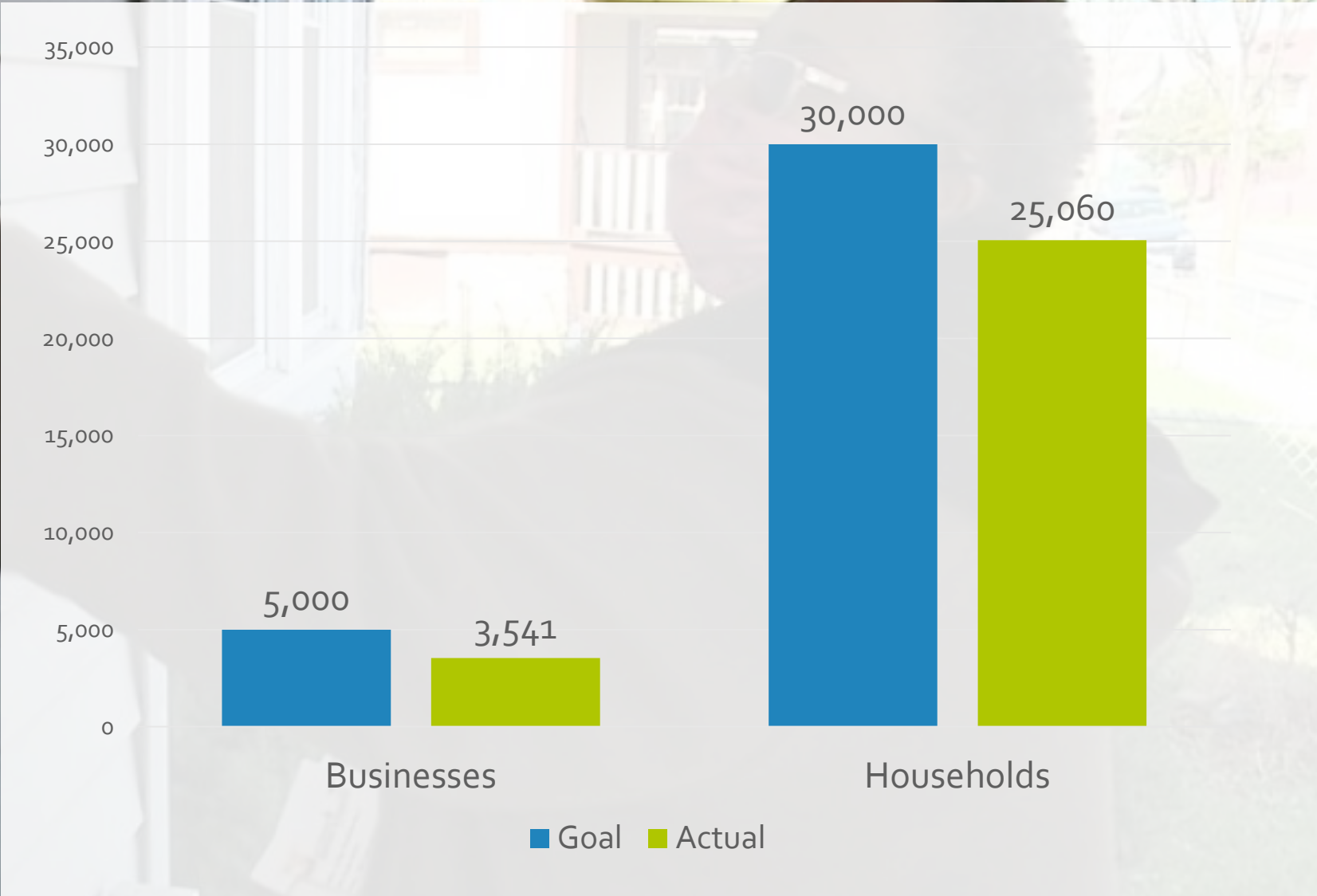


56
Loan
Forgiveness
Grants

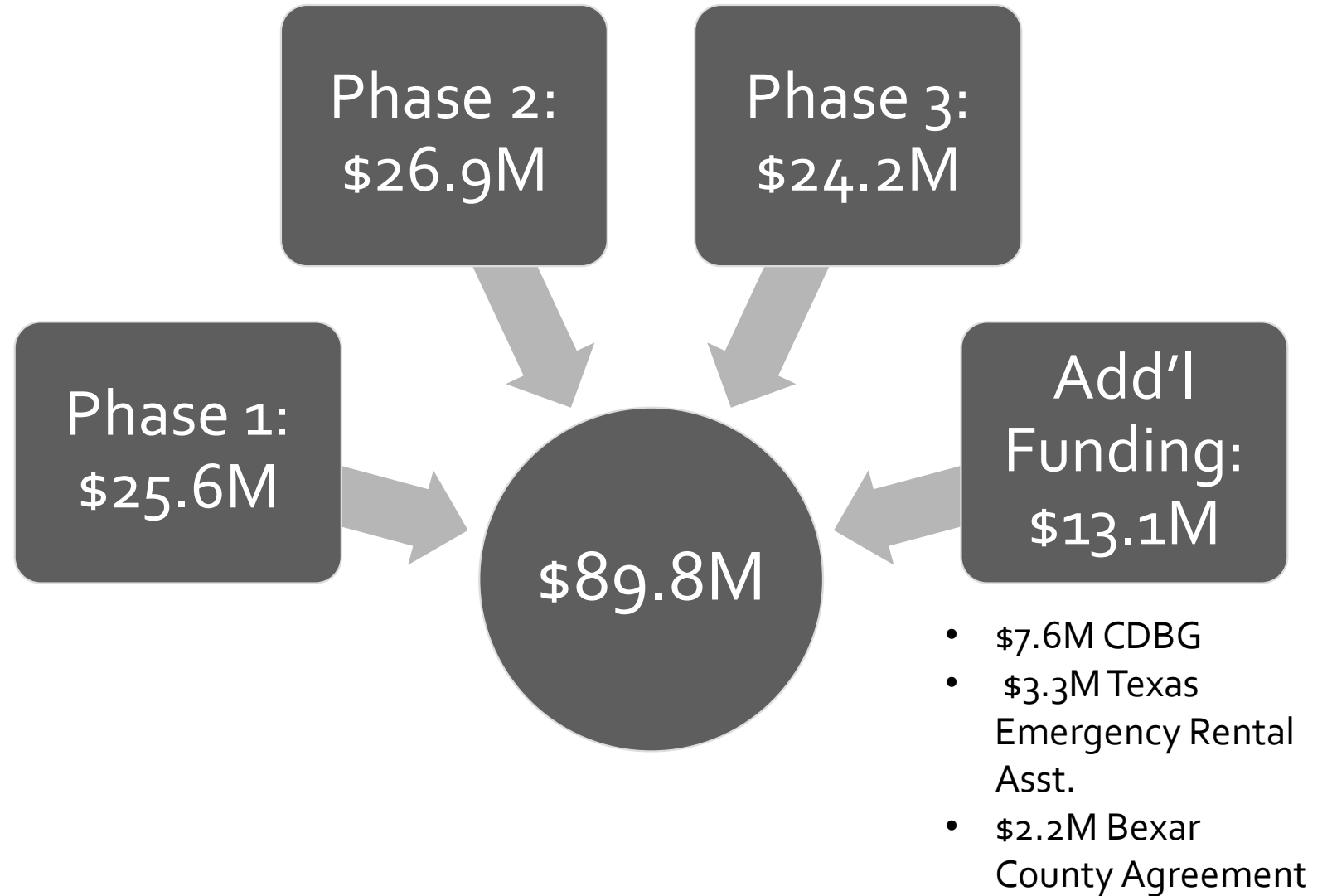
Micro Business & Non-Profit Grants

as of January 6, 2021

Door to Door Outreach



Emergency Housing Assistance Program Budget





Rent & Mortgage: \$54.9 M




CPS: \$5.2M



SAWS: \$0.8M

Over 26,000
Households
Assisted



Internet: \$0.2M



Cash Assistance: \$7.4M

Emergency Housing Assistance Program
Total Assistance Approved: \$68.5 Million
as of January 19, 2021

Train for Jobs SA Enrollment as of January 5

Phase 1:
Intake

4,443
Completed intake

Phase 2:
Referral

3,338
Referred for
training

Phase 3:
Enrollment

1,574
Enrolled

1,425
Pending
Enrollment

On the Job Training

- **51** local small businesses have signed agreements with Workforce Solutions Alamo to provide OJT
- Combined, **285** OJT slots are available
- Amendments to OJT Effective January 4
 - Allow all businesses within Bexar County to participate
 - Allow both small and large businesses to participate
 - Allow program participants to complete “classroom” training prior to starting OJT

Digital Inclusion

Connected Beyond the Classroom Pilot

- Three sites are now live and providing coverage for the surrounding area
- Working with SAISD to scale up to 1,200 students in February 2021
- Phase 2 (Spring 2021): Edgewood and Harlandale ISD

Wi-Fi in Parks

- Three Park and Rec facilities have been upgraded with Wi-Fi: Copernicus, Millers Pond, and Frank Ramirez

Other Initiatives

- Provide \$180,000 funding to support SAHA's plan to upgrade three facilities with Wi-Fi for all their units
- Three sites include: Alazan in D5 (741 units); Cassiano in D5 (499 units); and Lincoln in D1 (338 units) for a total of 1,578 households



Complete CRF Closeout



Continue to review monthly expenses and align monthly planned amounts



Awaiting December 2020 stimulus detail



Prepare for potential new stimulus funds and any adjustments

Next Steps

COVID-19 Response and Recovery & Resiliency Plan

City Council "A" Session

January 21, 2021

