

COVID-19 UPDATES

A SESSION – FEBRUARY 4, 2021

Presented by :

Colleen M. Bridger, MPH, PhD

Assistant City Manager and Interim Health Director

CURRENT STATUS BEXAR COUNTY

 **177,802**

7 day rolling average: 1,463

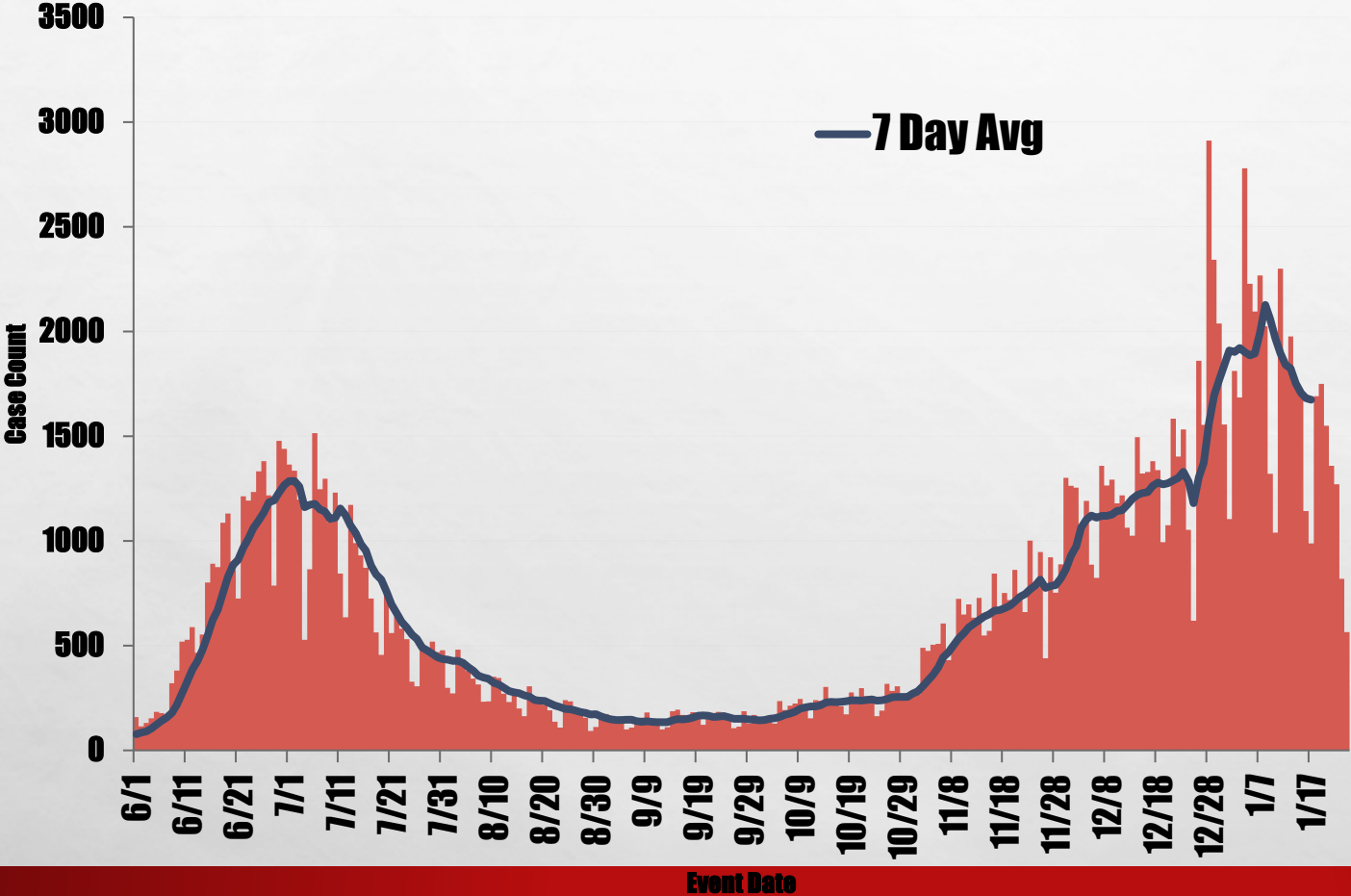
Positivity Rate: 11.4%

**Total Deaths
Confirmed
2,181**

**Active
13,681
(weekly estimate)**

**Recovered
157,330
(weekly estimate)**

Bexar County COVID-19 Cases by Event Date



**TOTAL COVID-19
CASES IN
BEXAR COUNTY
THROUGH
1/24/2021**

Vaccination Priorities



- 1) Monitor vaccine doses received and administered;
- 2) Expand access to mass vaccination clinics;
- 3) Ensure equity is at the heart of vaccine distribution;
- 4) Clearly communicate to the community where vaccine is available

Monitoring Doses



as of 2/3/2021:

Bexar County

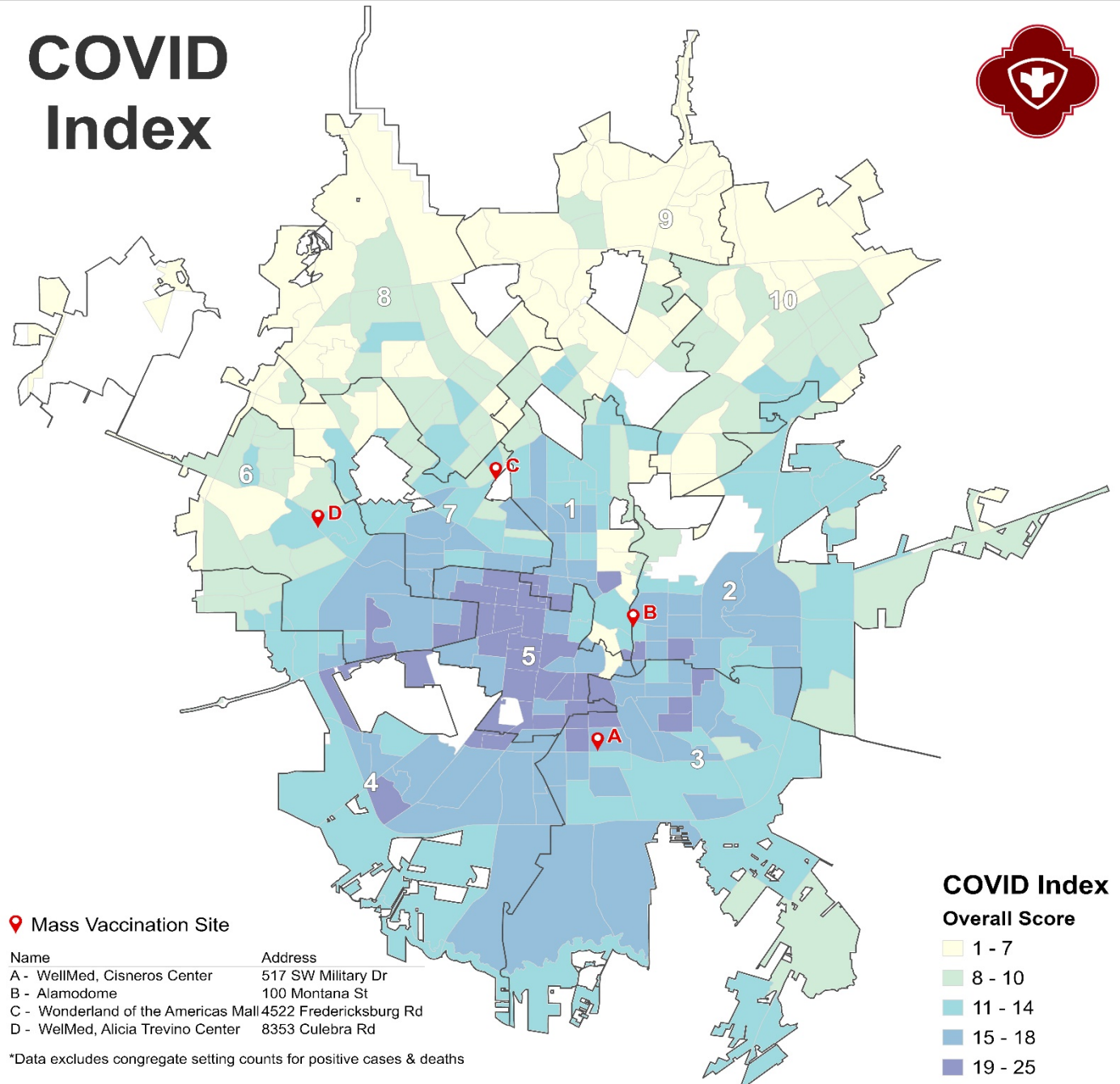
- Doses Received: 331,655
- Total Doses reported: 186,205
- YTD Mass Vax Doses given at the Alamodome: 32,268

<https://www.dshs.texas.gov/coronavirus/immunize/vaccine/>

Expand Mass Vaccination Locations

- A = WellMed Cisneros**
- B = Alamodome**
- C = Wonderland Mall**
- D = WellMed Lopez**

COVID Index



Mass Vaccination Site

Name	Address
A - WellMed, Cisneros Center	517 SW Military Dr
B - Alamodome	100 Montana St
C - Wonderland of the Americas Mall	4522 Fredericksburg Rd
D - WellMed, Alicia Trevino Center	8353 Culebra Rd

*Data excludes congregate setting counts for positive cases & deaths

COVID Index

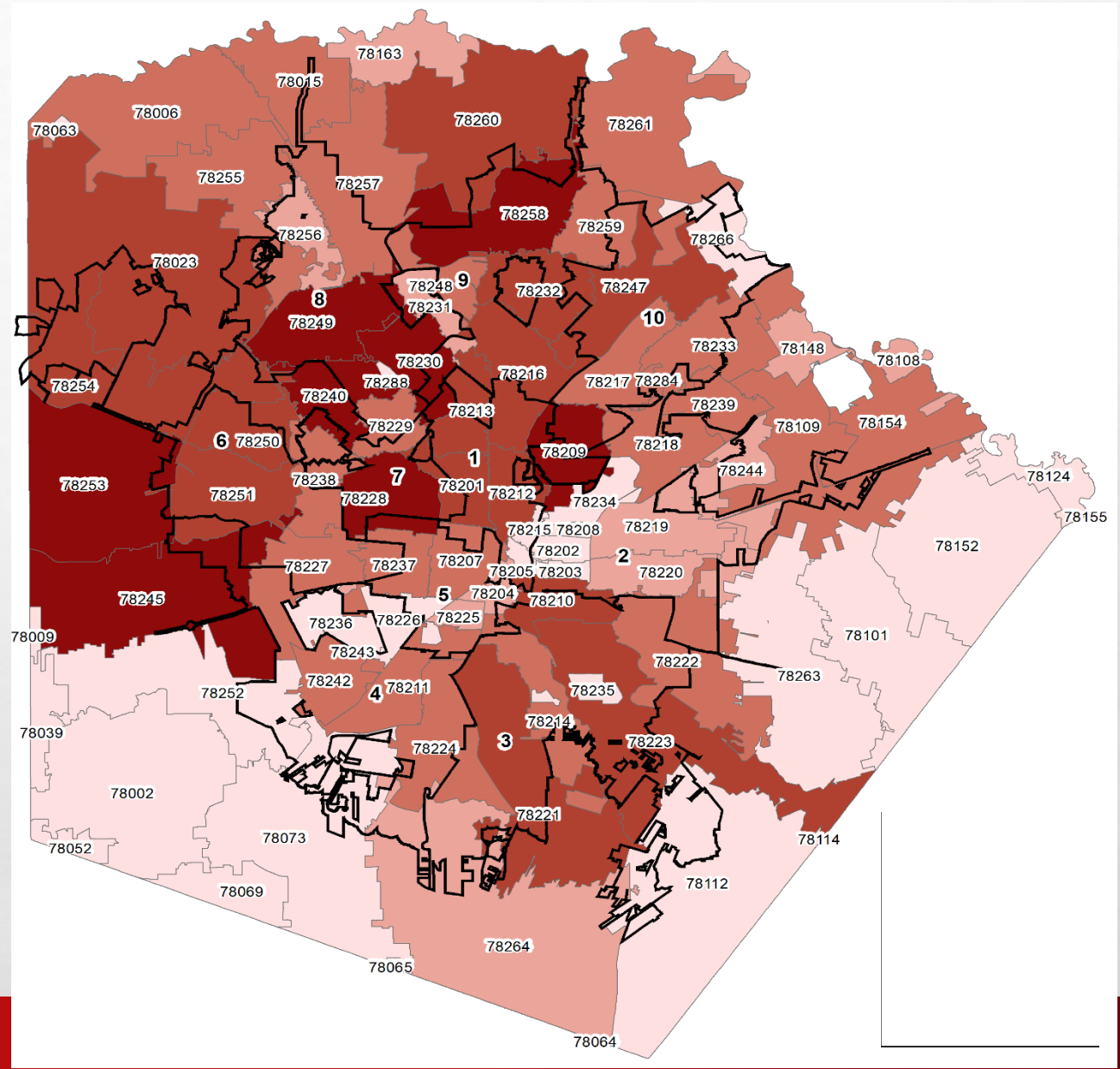
Overall Score

- 1 - 7
- 8 - 10
- 11 - 14
- 15 - 18
- 19 - 25

1st Dose Vaccinations by Zip Code

N=57,658

(13.2% outside of Bexar County)



As of 2/3/21

Embedding Equity in our Vaccination Efforts



- **Use of Community Health Workers and others in priority census tracts**
 - **CHWs have registered over 6000 people for COVID-19 vaccine**
 - **311 has registered over 5000**
 - **Support Wellmed by registering 600/week starting 2/8**

Embedding Equity

Targeting vulnerable Populations



Vaccination Efforts for Homebound Seniors

**1000 doses from Texas Dept. of Emergency Management
- nominations for appointments
(SAHA and Meals on Wheels)**

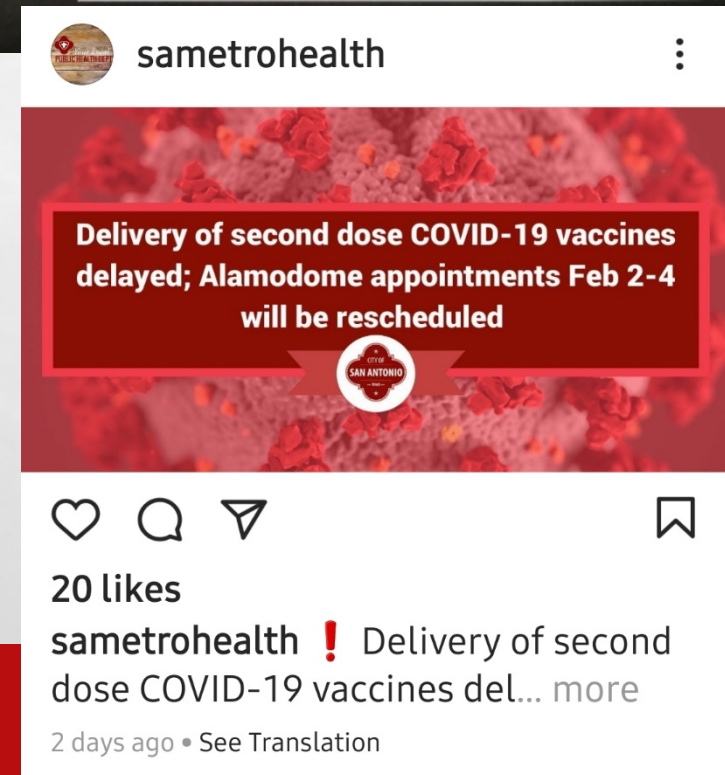
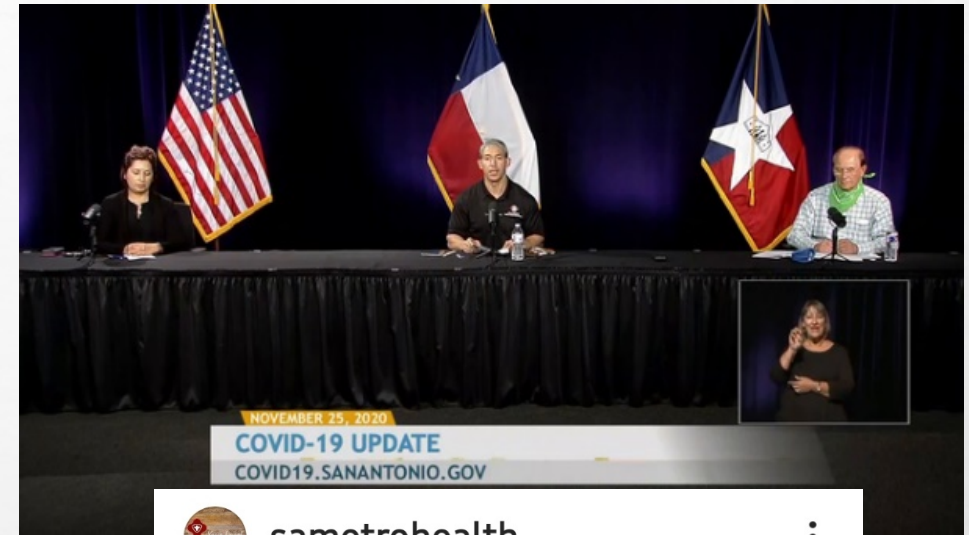
**10 teams doing distribution daily
Contact made ahead of time to each household**

**Day 1 = 170 doses given
Day 2 = 210 doses given
Day 3 = ~230 doses given**

1000 doses will be distributed by 2/6

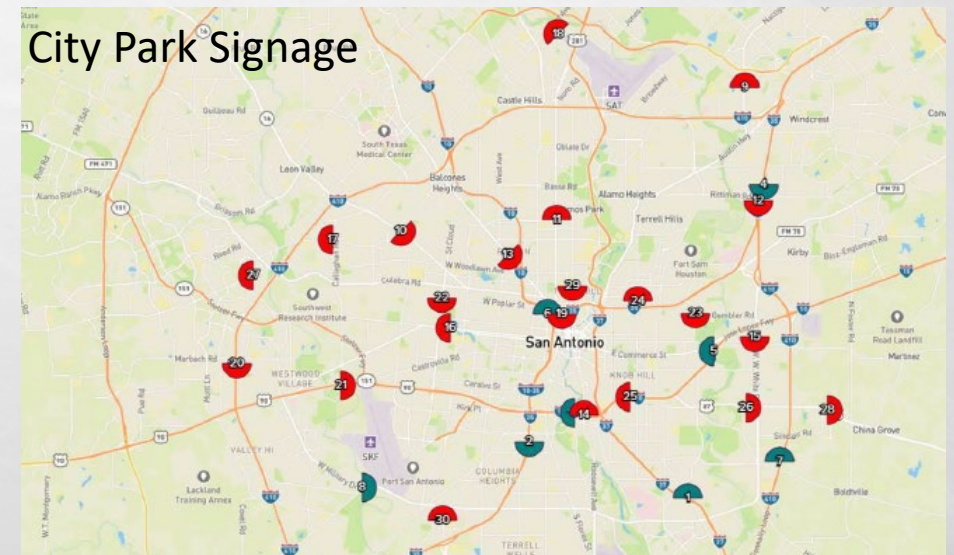
Communications

- 10 Press Releases
- Daily Social Media Updates
- 2 upcoming Town Halls
- Public Service Announcements in English and Spanish
- Mayor's Briefing - 7 days a week
- Packaged stories for media distribution including Tour of vaccination space in the Dome
- HBO Documentary filming



Communications

- Outdoor Billboards
- Metro Health vehicles (40)
- Signage at City Parks



COVID-19 CRITICAL POPULATIONS

Phase 1A – first tier

- Hospital Staff
- Long-term Care Staff
- EMS providers
- Home Health workers
- Residents of Long-term Care Centers

Phase 1A – second tier

- Outpatient Care Staff
- Public Health and emergency response staff
- Last Responders (mortuary services)
- School Nurses

Phase 1B

- 65+
- 16+ with chronic medical condition

QUESTIONS?