

CITY OF SAN ANTONIO
PURCHASING AND GENERAL SERVICES DEPARTMENT

FORMAL INVITATION FOR BID ("IFB") NO.: 6100006381

PURCHASE OF MEDIUM AND HEAVY DUTY TRUCKS AND TRAILERS II

Date Issued: JULY 22, 2015

BIDS MUST BE RECEIVED NO LATER THAN:
2:00 PM CENTRAL TIME AUGUST 10, 2015

ORIGINAL

Bids may be submitted by any of the following means:

Electronic submission through the Portal

Hard copy in person or by mail

Address for hard copy responses:

Physical Address:

City Clerk's Office
100 Military Plaza
2nd Floor, City Hall
San Antonio, Texas 78205

Mailing Address:

City Clerk's Office
P.O. Box 839966
San Antonio, Texas 78283-3966

For Hard Copy Submissions, Mark Envelope

"PURCHASE OF MEDIUM AND HEAVY DUTY TRUCK AND TRAILERS"

Bid Due Date: 2:00 p.m. Central Time, AUGUST 10, 2015

Bid No.: 6100006381

Bidder's Name and Address

Bid Bond: NO Performance Bond: NO Payment Bond: NO Other: NO

See Supplemental Terms & Conditions for information on these requirements.

Affirmative Procurement Initiative:

DBE / ACDBE Requirements:

See Instructions for Bidders and Attachments sections for more information on these requirements.

Pre-Submittal Conference * YES

* If YES, the Pre-Submittal conference will be held on July 28, 2015 at 2:00 PM (CT) at BUILDING & EQUIPMENT SERVICES, FLEET TRAINING ROOM, 329 S. Frio St, San Antonio, TX 78207

Staff Contact Person: LD MCGARITY, PROCUREMENT SPECIALIST II, P.O. Box 839966, San Antonio, TX 78283-3966.

Email: ld.mcgarity@sanantonio.gov

Phone: 210-207-2078

Fax: 210-207-2078

002 - TABLE OF CONTENTS

002 - TABLE OF CONTENTS	2
003 - INSTRUCTIONS FOR BIDDERS	3
004 - SPECIFICATIONS / SCOPE OF SERVICES	9
005 - SUPPLEMENTAL TERMS & CONDITIONS	34
006 - GENERAL TERMS & CONDITIONS	37
007 - SIGNATURE PAGE	42
008 - STANDARD DEFINITIONS	43
009 - ATTACHMENTS	45

003 - INSTRUCTIONS FOR BIDDERS

Submission of Bids.

Submission of Hard Copy Bids. Submit one original bid, signed in ink, and two copies of the bid enclosed in a sealed envelope addressed to the City Clerk at the address and by the due date provided on the Cover Page. The name and address of Bidder, the date and hour of the bid opening, bid number and title of the bid solicitation shall be marked on the outside of the envelope(s). All times stated herein are Central Time. Any bid or modification received after the time and date stated on the Cover Page shall be rejected.

Submission of Electronic Bids. Submit one bid electronically by the due date provided on the Cover Page. All times stated herein are Central Time. Any bid or modification received after the time and date stated on the Cover Page shall be rejected. All forms in this solicitation which require a signature must have a signature affixed thereto, either by manually signing the document, prior to scanning it and uploading it with your submission, or affixing it electronically.

Bids sent to City by facsimile or email shall be rejected.

Modified Bids. Bids may be modified provided such modifications are received prior to the time and date set for submission of bids, and submitted in the same manner as original bids. For hard copy bids, provide a cover letter with the bid, indicating it is a modified bid and that the Original bid is being withdrawn. For electronic bids, a modified bid will automatically replace a prior bid submission. See below for information on submitting Alternate Bids.

City shall not be responsible for lost or misdirected bids or modifications.

Bidders must sign the Signature Page on hard copy bids and return the IFB document to City. For electronic bids, Bidder's electronic submission, with accompanying affirmations, constitutes a binding signature for all purposes.

Bidders are cautioned that they are responsible for the security of their log on ID and password, since unauthorized use could result in Bidder's being held liable for the submission.

Certified Vendor Registration Form. If Bidder has not completed City's Certified Vendor Registration (CVR) Form, Bidder is required to do so prior to the due date for submission of bids. The CVR form may be accessed at: <http://www.sanantonio.gov/purchasing/>. Bidders must identify the correct name of the entity that will be providing the goods and/or services under the contract. No nicknames, abbreviations (unless part of the legal title), shortened or short-hand names will be accepted in place of the full, true and correct legal name of the entity.

Alternate Bids. Alternate bids may be allowed at the sole discretion of City.

Hard Copy Alternate Bids. Alternate bids must be submitted in separate sealed envelopes in the same manner as submission of other bids. Alternate bids must be marked consecutively on the envelope as Alternate Bid No. 1, 2, etc. Failure to submit alternate bids in separate envelopes may result in rejection of a bid.

Electronic Alternate Bids Submitted Through the Portal. All alternate bids are recorded with original bids when submitted electronically.

Catalog Pricing. (This section applies to bids using catalog pricing.)

The bid will be based on manufacturer's latest dated price list(s). Said price list(s) must denote the manufacturer, latest effective date and price schedule.

Bidders shall be responsible for providing one copy of the manufacturer's catalog for each manufacturer for which a bid is submitted. Bidder shall provide said catalog at the time of submission of its bid. Manufacturers' catalogs may be submitted in any of the following formats: paper copy or CD ROM for bids submitted on paper, or PDF file for bids submitted electronically.

Bidders may submit price lists other than the manufacturer's price list. Said price list(s) must denote the company name, effective date and price schedule. These price lists are subject to approval of City Purchasing & General Services Department.

Specified items identified herein, if any, are for overall bid evaluation and represent the commonly and most used items. Net prices entered for those specified items must reflect the actual price derived from quoted price list less all discounts offered.

Restrictions on Communication.

Bidders are prohibited from communicating with: 1) elected City officials and their staff regarding the IFB or bids from the time the IFB has been released until the contract is posted as a City Council agenda item; and 2) City employees from the time the IFB has been released until the contract is awarded. These restrictions extend to "thank you" letters, phone calls, emails and any contact that results in the direct or indirect discussion of the IFB and/or bid submitted by Bidder. Violation of this provision by Bidder and/or its agent may lead to disqualification of Bidder's bid from consideration.

Exceptions to the restrictions on communication with City employees include:

Bidders may ask verbal questions concerning this IFB at the Pre-Submittal Conference.

Bidders may submit written questions, or objections to specifications, concerning this IFB to the Staff Contact Person listed on the Cover Page on or before 7 calendar days prior to the date bids are due. Questions received after the stated deadline will not be answered. Questions submitted and City's responses will be posted with this solicitation. All questions shall be sent by e-mail or through the portal.

Bidders may provide responses to questions asked of them by the Staff Contact Person after bids are received and opened. The Staff Contact Person may request clarification to assist in evaluating Bidder's response. The information provided is not intended to change the bid response in any fashion. Such additional information must be provided within two business days from City's request.

Bidders and/or their agents are encouraged to contact the Small Business Office of the International and Economic Development Department for assistance or clarification with issues specifically related to the City's Small Business Economic Development Advocacy (SBEDA) Program policy and/or completion of the SBEDA form(s), if any. The point of contact is identified on the Cover Page. Contacting the Small Business Office regarding this IFB after the bid due date is not permitted. If this solicitation contains Affirmative Procurement Initiatives, it will be noted on the Cover Page.

If this solicitation contains DBE/ACDBE requirements, bidders and/or their agents may contact the Aviation Department's DBE/ACDBE Liaison Officer for assistance or clarification with issues specifically related to the DBE/ACDBE policy and/or completion of the required form(s). Point of contact is Ms. Lisa Brice, who may be reached via telephone at (210) 207-3505 or through e-mail at lisa.brice@sanantonio.gov. Bidders and/or their agents may contact Ms. Brice at any time prior to the due date for submission of bids. Contacting her or her office regarding this IFB after the bid due date is not permitted. If this solicitation contains DBE/ACDBE requirements, it will be noted on the Cover Page.

Pre-Submittal Conference.

If a Pre-Submittal Conference is scheduled, it will be held at the time and place noted on the Cover Page. Bidders are encouraged to prepare and submit their questions in writing in advance of the Pre-Submittal Conference in order to expedite the proceedings. City's responses to questions received prior to the conference may be distributed at the Pre-Submittal Conference and posted with this solicitation. Attendance at the Pre-Submittal Conference is optional, but highly encouraged.

This meeting place is accessible to disabled persons. Call the Staff Contact Person for information on the location of the wheelchair accessible entrance, or to request an interpreter for the deaf. Interpreters for the deaf must be requested at least 48 hours prior to the meeting. For other assistance, call (210) 207-7245 Voice/TTY.

Any oral response given at the Pre-Submittal Conference that is not confirmed in writing and posted with this solicitation shall not be official or binding on the City.

Changes to IFB.

Changes to this IFB made prior to bid opening shall be made directly to the original IFB. Changes are captured by creating a replacement version each time the IFB is changed. It is Bidder's responsibility to check for new versions

until the bid due date. City will assume that all bids received are based on the final version of the IFB as it exists on the day bids are due.

No oral statement of any person shall modify or otherwise change or affect the terms, conditions or specifications stated in the IFB.

Preparation of Bids.

All information required by the IFB must be furnished or the bid may be deemed non-responsive and rejected. Any ambiguity in the bid as a result of omission, error, unintelligible or illegible wording shall be construed in the favor of City.

Correct Legal Name. If Bidder is found to have incorrectly or incompletely stated the name of the entity that will provide goods and/or services, the bid may be rejected.

Line Item Bids. Any bid that is considered for award by each unit or line item, must include a price for each unit or line item for which Bidder wishes to be considered. All bids are awarded on the basis of low line item, low total line items, or in any other combination that serves the best interest of City, unless City designates this solicitation as an "all or none" bid in the Supplemental Terms & Conditions.

All or None Bids. Any bid that is considered for award on an "all or none" basis must include a price for all units or line items. In an "All or None" bid, a unit price left blank shall result in the bid being deemed nonresponsive and disqualified from consideration. An "All or None" bid is one in which City will award the entire contract to one bidder only.

Delivery Dates. Proposed delivery dates must be shown in the bid form where required and shall include weekends and holidays, unless specified otherwise in this IFB. Proposed delivery times must be specific. Phrases such as "as required", "as soon as possible" or "prompt" may result in disqualification of the bid. Special delivery instructions, if any, may be found in the Specifications / Scope of Services section of this document, or in the Purchase Order.

Tax Exemption. The City of San Antonio is exempt from payment of federal taxes, and State of Texas limited sales excise and use taxes. Bidders must not include such taxes in bid prices. An exemption certificate will be signed by City where applicable upon request by Bidder after contract award.

Description of Supplies.

Any brand names, catalog or manufacturer's reference used in describing an item is merely descriptive, and not restrictive, unless otherwise noted, and is used only to indicate quality and capability desired.

Bids submitted for comparable items must clearly identify the proposed product, model, and type, as applicable, and shall include manufacturer specification sheet(s) for each proposed item with bid response. Product specifications shall be the most current available and be sufficiently detailed and descriptive so as to permit City to determine the item's suitability and compliance with bid specifications. City shall be the sole judge of equality and suitability of comparable items.

Pro-rata adjustments to packaging and pricing may be allowed at the sole discretion of City.

Samples, Demonstrations and Pre-award Testing. If requested by City, Bidder shall provide product samples, demonstrations, and/or testing of items bid to ensure compliance with specifications prior to award of the contract. Samples, demonstrations and/or testing must be provided within 7 calendar days of City's request. Failure to comply with City's request may result in rejection of a bid. All samples (including return thereof), demonstrations, and/or testing shall be at Bidder's expense. Samples will be returned upon written request. Requests for return of samples must be made in writing at the time the samples are provided. Otherwise, samples will become property of City at no cost to City. Samples that are consumed or destroyed during demonstrations or testing will not be returned.

Estimated Quantities for Annual Contracts.

Designation as an "annual" contract is found in the contract's title on the Cover Page of this document. The quantities stated are estimates only and are in no way binding upon City. Estimated quantities are used for the purpose of evaluation. City may increase or decrease quantities as needed. Where a contract is awarded on a unit price basis, payment shall be based on the actual quantities supplied.

Bidders shall thoroughly examine the drawings, specifications, schedule(s), instructions and all other contract documents.

Bidders shall make all investigations necessary to thoroughly inform themselves regarding plant and facilities for delivery of material and equipment, or conditions and sites/locations for providing goods and services as required by this IFB. No plea of ignorance by Bidder will be accepted as a basis for varying the requirements of City or the compensation to Bidder.

Confidential or Proprietary Information. All bids become the property of the City upon receipt and will not be returned. Any information deemed to be confidential by Bidder should be clearly noted; however, City cannot guarantee that it will not be compelled to disclose all or part of any public record under the Texas Public Information Act, since information deemed to be confidential by Bidder may not be considered confidential under Texas law, or pursuant to a Court order. Note that pursuant to state law, bids are opened publicly and read aloud. In addition, bids are tabulated and posted to the City's website, so shall not be considered proprietary or confidential.

Interlocal Participation.

City may engage in cooperative purchasing with other governmental entities or governmental cooperatives ("Entity" or "Entities") to enhance City's purchasing power. At City's sole discretion and option, City may inform other Entities that they may acquire items listed in this IFB. If this contract will be subject to cooperative purchasing, such fact will be indicated in the Supplemental Terms and Conditions portion of this IFB. Such acquisition(s) shall be at the prices stated in the bid, and shall be subject to Bidder's acceptance. Entities desiring to acquire items listed in this IFB shall be listed on a rider attached hereto, if known at the time of issuance of the IFB. City may issue subsequent riders after contract award setting forth additional Entities desiring to utilize this bid.

Bidder must sign and submit the rider, if attached to this IFB, with its bid, indicating whether Bidder wishes to allow other Entities to use its bid. Bidder shall sign and return any subsequently issued riders within ten calendar days of receipt. Bidder's decision on whether to allow other Entities to use the bid shall not be a factor in awarding this IFB.

Costs of Bidding. Bidder shall bear any and all costs that are associated with the preparation of the Bid, attendance at the Pre-Submittal Conference, if any, or during any phase of the selection process.

Rejection of Bids.

City may reject any and all bids, in whole or in part, cancel the IFB and reissue the solicitation. City may reject a bid if:

Bidder misstates or conceals any material fact in the bid; or

The bid does not strictly conform to law or the requirements of the solicitation;

The bid is conditional; or

Any other reason that would lead City to believe that the bid is non-responsive or Bidder is not responsible.

City, in its sole discretion, may also waive any minor informalities or irregularities in any bid, such as failure to submit sufficient bid copies, failure to submit literature or similar attachments, or business affiliation information.

Variances and Exceptions to Bid Terms. In order to comply with State law, bidders must submit bids on the same material terms and conditions. Bids that contain material variances or exceptions to the terms and conditions, including additional terms and conditions, will be rejected.

Changes to Bid Form. Bids must be submitted on the forms furnished. Bids that change the format or content of City's IFB will be rejected.

Withdrawal of Bids. Bids may be withdrawn prior to the time set for the bid opening. Written notice of withdrawal shall be provided to the City Clerk for bids submitted in hard copy. Bids submitted electronically may be withdrawn electronically.

Bid Opening. Bids will be opened publicly and read aloud at 2:30 central time on the day the bids are due. Bid openings are held at Purchasing & General Services, Riverview Tower, 11th Floor, 111 Soledad, Suite 1100, San Antonio, Texas 78205.

Evaluation and Award of Contract.

Per Section §252.043 of the Texas Local Government Code, the contract will be awarded to the lowest responsible bidder. The Purchasing Division evaluates bids for responsiveness and the responsibility of the bidder, and makes a recommendation to the City Council. The City Council makes the final determination regarding award.

City reserves the right to make an award on the basis of low line item, low total line items, or in any other combination that serves the best interest of City, unless City designates this solicitation as an "all or none" bid in the Supplemental Terms & Conditions.

A written award of acceptance (manifested by a City Ordinance) and Purchase Order furnished to Bidder results in a binding contract without further action by either party. Vendor must have the Purchase Order before making any delivery.

City reserves the right to utilize historical usage data as a basis for evaluation of bids when future usages are unable to be determined.

Breaking of tie bids shall be in accordance with the Texas Local Government Code §271.901.

City reserves the right to delete items prior to the awarding of the contract, and purchase said items by other means.

Inspection of Facilities/Equipment.

Depending on the nature of the IFB, Bidders' facilities and equipment may be a determining factor in making the bid award. All bidders may be subject to inspection of their facilities and equipment.

Prospective bidders must prove beyond any doubt to City Purchasing Administrator that they are qualified and capable of performing the contract's requirements.

Prompt Payment Discount.

Provided Bidder meets the requirements stated herein, City shall take Bidder's offered prompt payment discount into consideration. The evaluation will not be based on the discount percentage alone, but rather the net price as determined by applying the discount to the bid price, either per line item or total bid amount. However, City reserves the right to reject a discount if the percentage is too low to be of value to City, all things considered. City may also reject a discount if the percentage is so high as to create an overly large disparity between the price City would pay if it is able to take advantage of the discount and the price City would pay if it were unable to pay within the discount period. City may always reject the discount and pay within the 30 day period, at City's sole option.

City will not consider discounts that provide fewer than 10 days to pay in order to receive the discount.

For example, payment terms of 2% 5, Net 30 will NOT be considered in bid evaluations or in the payment of invoices. However, payment terms of 2% 10, Net 30 will result in a two percent reduction in the bid price during bid evaluation, and City will take the 2% discount if the invoice is paid within the 10 day time period.

Tabulations. The Purchasing Division will post preliminary tabulations within 7 days of the advertised bid opening. The information on these tabulations will be posted for informational purposes only, and will be posted as read during the bid opening. This tabulation is not a notice of award of the contract. All bids are subject to review for completeness, accuracy and compliance with the terms set forth in the bid documents.

Bid Protest Procedures.

Any bidder who is adversely affected in connection with the solicitation, evaluation, or proposed award of a contract may file a protest with the Director and appeal any adverse decision to the City Manager of the City of San Antonio.

Bidder must deliver a written notice of protest to the Director within 7 calendar days of the posting of the intent to award. If Bidder does not file a written notice within this time, Bidder will have waived all rights to formally protest the intent to award. It is Bidder's responsibility to check the City's website posting.

Debriefing. Debriefing of contract award is available upon request and after award of the Contract.

Prohibited Financial Interest. The Charter of the City of San Antonio and its Ethics Code prohibit a City officer or employee, as those terms are defined in the Ethics Code, from having a financial interest in any contract with City or any

City agency such as City-owned utilities. An officer or employee has a "prohibited financial interest" in a contract with City or in the sale to City of land materials, supplies or service, if any of the following individual(s) or entities is a party to the contract or sale: the City officer or employee; his parent, child or spouse; a business entity in which he or his parent, child or spouse owns ten (10) percent or more of the voting stock or shares of the business entity, or ten (10) percent or more of the fair market value of the business entity; or a business entity in which any individual or entity above listed is a subcontractor on a City contract, a partner or a parent or subsidiary business entity.

Conflict of Interest. Effective January 1, 2006, Chapter 176 of the Texas Local Government Code requires that persons, or their agents, who seek to contract for the sale or purchase of property, goods, or services with the City, shall file a completed conflict of interest questionnaire with the City Clerk not later than the 7th business day after the date that the person: (1) begins contract discussions or negotiations with the City; or (2) submits to the City an application, response to a request for proposals or bids, correspondence, or another writing related to a potential agreement with the City. The conflict of interest questionnaire form is available from the Texas Ethics Commission at www.ethics.state.tx.us. Completed conflict of interest questionnaires may be mailed or delivered by hand to the Office of the City Clerk. If mailing a completed conflict of interest questionnaire, mail to: Office of the City Clerk, P.O. Box 839966, San Antonio, TX 78283-3966. If delivering a completed conflict of interest questionnaire, deliver to: Office of the City Clerk, City Hall, 2nd floor, 100 Military Plaza, San Antonio, TX 78205." Bidder should consult its own legal advisor with questions regarding the statute or form. Do not include this form with your sealed bid. The Purchasing Division will not deliver the form to the City Clerk for you.

004 - SPECIFICATIONS / SCOPE OF SERVICES

- 4.1 **SCOPE:** The City of San Antonio is soliciting bids to provide medium & heavy duty trucks and trailers in accordance with the Building and Equipment Specifications listed herein. This equipment will be utilized by various departments including: Transportation & Capital Improvements, Parks & Recreation, and Solid Waste Management.
- 4.2 **GENERAL CONDITIONS:** The following general conditions will apply to all items within this bid unless specifically excluded within any item.
- 4.2.1 Equipment shall be manufacturer's latest design, standard production model and shall have been manufactured within the last 12 months from the date of delivery to City. All components shall be installed new, unused, and shall be manufacturer's standard equipment unless otherwise specified or replaced herein. Equipment is to be inspected, serviced, and adjusted in accordance with manufacturer's recommended pre-delivery checklist, and ready for operation upon delivery. Manufacturer's Statement of Origin (MSO) showing manufacture within the last 12 calendar months, and completed pre-delivery checklists will be required at delivery. Equipment offered under the below listed specifications will be considered unacceptable if, for any reason, the equipment's, or major component's, long term availability on the U.S. market, or in the local area, is in doubt.
- 4.2.2 Equipment must include the maximum standard manufacturer's warranty on all components, with parts and service included. All components, parts and service shall include, as a minimum, a one year unlimited mileage/hours warranty. All warranty times shall start the date the vehicle is placed in service as determined by the City, not on the delivery date. The dealer will be notified by letter of the in-service date of each vehicle by serial number. Bidder shall fully explain the warranty by attaching separate, authenticated correspondence or entering such information in the remarks section of this bid. Warranty, reliability, and replacement captive parts costs and availability shall be a consideration in award of this bid. Warranty parts and service must be available within 50 mile radius of San Antonio City Hall from and by a factory-authorized dealer (NO EXCEPTIONS). In the event that a unit purchased from a vendor requires transportation outside of Bexar County for a repair covered under warranty, that vendor shall be responsible for paying for all cost associated with the transportation to and from the warranty repair facility. If the vendor chooses to travel to inspect the unit to determine if the repair needed is covered under warranty, all expenses shall be paid for by the vendor. All warranty repairs must be completed within three (3) business days from the date equipment is delivered to the vendor unless otherwise approved by the appropriate City of San Antonio BESD Fleet Operations Manager or designate. Bidders must certify that all repairs needed after the warranty period will be available within 50 mile radius of San Antonio City Hall.
- 4.2.3 Delivery - All deliveries are to be made inside the City limits of San Antonio. Vendor must deliver equipment to the following address:
Vendor must deliver equipment to:
- City of San Antonio,
Northeast Service Center,
10303 Tool Yard, Bldg #2,
San Antonio, TX 78233
Attn: Acquisitions
- Delivery to a non-specified location will result in non-acceptance of the equipment by the City. All deliveries must be pre-arranged with a minimum 24-hour notification, NO EXCEPTIONS. Vehicles will be accepted 8:00 A.M. to 3:00 P.M. CST. Vehicles with more than 3000 miles accumulated on the odometer will not be accepted. All vehicles are required to have a full tank(s) when delivered to City specified location.
- 4.2.4 **Literature and Equipment Manuals** – The supplier shall furnish (4) complete sets per vehicle type, of the following: Parts Manual, Maintenance Manual, Service Manual, and Operators Manual, or (5) CD ROM per model of all equipment, accessories, and components, or (4) USB drives. The supplier shall furnish (4) complete sets of detailed literature and specifications of each vehicle type upon contract award.
- 4.2.5 Training – The City may require operational and maintenance training for equipment. If so, training shall be provided by a qualified instructor and conducted at a designated City facility. The City will not pay any cost incurred by the successful bidder in providing training. Training shall be provided no later than 30 days after

the City takes delivery and accepts the new equipment at the specified City facility. Unless otherwise specified, training shall consist of a minimum (1) eight hour day. Payment for new equipment will not be made to successful bidder until training is completed. Operator training shall be coordinated with Fleet Operations staff. For equipment requiring more complex operation the City may require job site operational training that could last multiple days to assure proper machine operation.

- 4.2.6 Demonstrations – The City may request, from selected vendors, a demonstration of proposed equipment. The City is under no obligation to demo all products proposed by vendors. If a demonstration is required, the City's Fleet Operations Manager will contact the vendor to schedule the product demonstration. This request will be considered an integral part of the bid process. Failure to comply may result in the bid being deemed non-responsive, and therefore, not considered for award. Upon request, the vendor shall have a minimum of five (5) working days to provide and deliver the equipment to a location specified by City for the demonstration. The vendor shall make the equipment available for a minimum of five (5) working days at City's location, but not to exceed ten (10) working days.
- 4.2.7 Evaluation – In the event that a demonstration is required, the equipment will be evaluated to determine if the unit meets the minimum bid specifications at the City's discretion.
- 4.2.8 All prices will be quoted F.O.B., designated City of San Antonio facility. All bids will be submitted in triplicate and will include complete manufacturer's specifications for each model being bid.
- 4.2.9 Units shall be equipped with OEM, or equal, warning and shut down systems for low oil pressure and or high coolant temperature at a minimum. This requirement **applies to all** bid line items.
- 4.2.10 The Manufacturer's Statement of Origin (MSO), Dealer Temporary license plates/tags, proper Invoice, Texas state inspection certificate, signed 130U form and **State Weight Certificate/slip (for trucks over one ton)** are required upon delivery of each vehicle. Any of these missing items will deem the vehicle delivered *Not as Specified* and will not be processed or accepted vehicle all required paperwork is completed and provided to Fleet Acquisition,
- 4.2.11 All bodies and components in this bid will be installed in accordance with the appropriate complete Vehicle Data Manual. Certification of compliance will be posted on the left door post of the vehicle. Except for manufacturer's data plates (maximum 4" x 6"), vendor or manufacturer's identifying markings (decals and plates) will not be applied to the vehicle or mounted components. Installation will be completed in compliance with Federal Motor Vehicle Department of Transportation Standards and Texas State Highway requirements. Installation of body and accessories on City furnished vehicles will be accomplished by drilling holes in the frame. Welding on or cutting of frame is **not** authorized forward of the rear spring hanger or support. Bidders will be responsible for the relocation of any truck components to facilitate installation of the body and equipment. Such relocation must be included as part of the basic bid. No dealership nameplates, markings or decals will be permitted on the vehicles.
- 4.2.12 All vehicles are to be equipped at the factory with air conditioning/Heater/defroster, (Maximum capacity cooling system offered by manufacturer), full headliner minimum OEM AM/FM radio, power steering, power ABS brakes, power and heated mirrors and manual tilt steering wheel. All units to be equipped with steering column mounted gear selector unless otherwise specified. Each unit shall have a **minimum three (3) sets of keys.** **Convenience Features:** Vehicle shall be equipped with adjustable seats; intermittent wipers, cruise control.
- 4.2.13 All units shall be equipped with safety equipment as required by the Federal Government. Shall MEET ALL SAFETY STANDARDS AND REQUIREMENTS
- 4.2.14 VEHICLE INSPECTION: The vendor shall have each vehicle properly inspected in compliance with Texas motor vehicle laws
 - 4.2.14.1 CHECK-IN INSPECTION: The City shall check the vehicle upon delivery to ensure compliance with this specification and any other specific requirements. The vendor shall deliver with the vehicle a vehicle-specific line-setting ticket, manufacturer's invoice, and MSO or any official documentation to verify the fact that ordered options, GVWR rating, and other requirements have been met.
 - 4.2.14.2 Failure meet requirements as listed in document specifications may cause the delay of payment. Payment will be made within 30 days or payment terms after vehicle's acceptance or receipt of correct invoice, whichever is later. Acceptance will not be made, nor payment initiated on vehicles

failing to meet specifications (unless they are brought into full compliance), and all necessary documents (i.e. MSO, odometer statement, etc.) are received by the City.

4.2.14.3 The City shall have a maximum of 5 working days to complete this inspection. Sample of inspection check list is attached as Attachment Exhibit 1. **The inspection check list will be completed by City of San Antonio personnel after vehicle has been delivered.**

4.2.15 All accessories and equipment shall be OEM. The manufacturer will rate all equipment provided as low emission on all models available.

4.2.16 Any diesel engine being bid must conform to latest NOx EPA and GHG emission standard in effect at the time of offer. Vendor must supply a copy of the latest Emissions Certificate of Conformity for the vehicles bid. Only engines using selective catalytic reduction (SCR) technology will be accepted.

4.2.17 Vehicles shall be equipped with OEM tinted glass.

4.2.18 Vehicles provided shall have a minimum of a driver's seat and one passenger seat, unless otherwise specified.

4.2.19 Exterior and Interior Color: Unless otherwise specified, each vehicle shall have a white exterior body color. Unless otherwise specified, interior coloring shall be dark grey.

4.3	ITEM	QUANTITY	DESCRIPTION
	1	1	22K-28K, 15' Platform Dump Truck

4.3.1 ✓ TRUCK: Crew cab with cab grab handles, tilt hood, and fenders ✓

4.3.2 ENGINE: Diesel, minimum 240 H.P., 605 ft. lb. of torque at manufacturers recommended RPM, with engine oil cooler and full flow spin on oil filter. ✓

4.3.3 TRANSMISSION: Minimum Allison MD-2500 RDS, or proven equal. ✓

4.3.4 REAR AXLE: Minimum 20,000 lbs., single speed, ratio geared to attain 65 mph +/- 2 mph, equipped with hub piloted steel hubs, out-board mount type brake drums. Stemco (or equal) oil rear seal ✓

4.3.5 FRONT AXLE: Minimum 8,000 lbs., equipped with hub piloted steel hubs, out-board mount type brake drums with Stemco (or equal) front wheel visible cap bearing oiler. Front shock absorbers to be heaviest duty available for specified axle ✓

4.3.6 ✓ SUSPENSION: Equipped with manufacturer's heavy duty suspension applicable to axle ratings and overall gross vehicle weight ✓

4.3.7 WHEELS AND TIRES: Wheels to be 10 hole hub piloted steel disk wheel, minimum 11R-22.5R steel belted tubeless radials, minimum load range G tires. Front tires to be conventional tread. ✓ Rear dual wheel application to be on-off, self-cleaning, lug design. ✓ Loose lug indicators on front and back. ✓

4.3.8 BRAKES: Full air, S-cam type, manufacturer's heavy duty brake shoes, spring set parking brakes. Front and rear Rockwell or equal, automatic slack adjusters. ✓ Minimum 13 CFM compressor, ✓ Midland Pure Air Plus Dryer Model DA33100 or equal with automatic drain valves Model KN24000 or equal on all tanks. ✓ Spring set parking brakes on both rear axles. ✓ All brake drums to be cast iron. ✓ Brake linings to be non-asbestos. ✓ Quick connect couplings to be located in a protected area near the front bumper. Couplings will not be mounted to the bumper. Female coupling 1/2" Milton M Type or approved equal to air tanks. ✓

4.3.9 STEERING: Integral power steering. ✓

4.3.10 FUEL SYSTEM: To be equipped with under cab minimum 50 gallon left or right hand tanks. ✓ Fuel filtration system to include primary and secondary type fuel filters with automatic water separator. ✓

4.3.11 COOLING SYSTEM: Largest capacity radiator with automatic viscous fan. ✓

4.3.12 UNIT TO BE EQUIPPED WITH THE FOLLOWING ADDITIONAL EQUIPMENT:

- 4.3.12.1 ✓ Two (2) air horns.
- 4.3.12.2 ✓ DEF level Gauge to be in cab to regulate capacity.
- 4.3.12.3 Deleted
- 4.3.12.4 ✓ Turn indicators, front and rear, stop and tail lights.
- 4.3.12.5 ✓ Windshield washers and variable speed wipers.
- 4.3.12.6 ✓ Tachometer.
- 4.3.12.7 ✓ Adjustable steering column.
- 4.3.12.8 ✓ Cigar lighter/Power port for use with cell Phone
- 4.3.12.9 ✓ Water temperature, oil pressure, tachometer and volt or amp gauges.
- 4.3.12.10 ✓ Electronic Back up alarm.
- 4.3.12.11 ✓ Minimum AM/FM radio.
- 4.3.12.12 ✓ DOT reflector flare kit.
- 4.3.12.13 ✓ 5 lb. fire extinguisher.
- 4.3.12.14 ✓ Fixed interval wiper control with windshield washer.

4.3.13 ✓ FRAME: Minimum 900,000 RBM

4.3.14 ✓ EXHAUST SYSTEM: Horizontal muffler and exhaust system to be vertically mounted with turnout. ✓

4.3.15 CONVENIENCE FEATURES: Manual Adjustable steering, Air Ride seating, drivers only, passenger seat bucket type and standard rear seat.

4.3.16 ✓ SEATING: Vinyl or premium synthetic upholstery

4.3.17 SAFETY: Equipped with seatbelts, running daytime lights, Hide-a-Way type amber colored LED strobe lights to be installed in all four corners (front and rear light assemblies) of truck. All strobes to be wired to a factory type switch located in cab. ✓

4.3.18 SPECIFICATIONS FOR 15' PLATFORM, TARP, & DUMP:

4.3.18.1 Unit to be equipped with a retractable tarp to be controlled from inside the cab with electronic switches. Dump is to be equivalent to Mabar SP156808, S# 94-4272 and must be hydraulic and have PTO inside cab to operate

4.3.18.2 LENGTH: Fifteen feet (15')

4.3.18.3 WIDTH: Ninety six inches (96")

4.3.18.4 LONGITUDINAL SILLS: Minimum four inch (4") channel, 5.6 pound, high strength steel

4.3.18.5 CROSS SILLS: Minimum four inch (4") formed box channel of "C" section high strength steel, eleven (11) gauge. All cross sills to be welded to longitudinal sills on all sides.

4.3.18.6 SIDES AND END RAILS: Five feet (5') deep, minimum eleven (11) gauge, with built in box type stake pockets.

4.3.18.7 FLOOR: Minimum three sixteenth inch (3/16"), steel tread plate with floor welded to cross members, or minimum one eighth inch (1/8") steel tread plate with a minimum of five (5) floor support long sills, formed of twelve (12) gauge steel channel.

4.3.18.8 LIGHTS: Two (2) amber reflectors; four (4) red reflectors; two (2) combination stop and turn signal lights; four (4) clearance lights (mounted on left and right rub rails), all required to meet State inspection requirements.

4.3.18.9 Mud flaps manufactured of a rubber base material are to be installed on both sides of vehicle, front and rear of rear tires. Front mud flaps to have anti-sail device. Mud flaps to be minimum one point five (1.5) pounds per square foot and plain black without identifying markings.

4.3.18.10 CAB PROTECTOR: To be manufactured of minimum two inch (2") by two inch (2") minimum eleven (11) gauge steel box tubing. Protector to be cab width and four inches (4") above cab height. Sides of protector to be angled to conform to cab contour (approximately) and extend four inches (4") above top vertical brace. Two (2) vertical, evenly spaced, center supports of minimum two inch (2") by two inch (2") square box is required. Three (3) horizontal braces, one (1) top, one (1) center, and one (1) bottom of frame between vertical braces, using minimum two inch (2") by two inch (2") steel box tubing. Entire protector to be covered from cab side with

one inch (1") raised pattern expanded metal (minimum twelve (12) gauge) and welded securely to frame. Wire mesh must extend from top of frame to the platform floor. Protector to be welded to platform. Cab protector to be painted with Automotive Black Enamel.

- 4.3.18.11 TAILGTE OPENING: Swing Door design. Double doors open from the middle and latch with a chain to secure load. Each door is 4' wide. The width of the truck is 8'. Need to be 5'5" high. Need to open out and lock at the gate

4.4	ITEM	QUANTITY	DESCRIPTION
	2	4	Cab and Chassis, Minimum GVWR 30,000 lbs., Heavy Duty Service Bodies, with 6,000 lb. Crane
4.4.1	✓ TRUCK:		Cab and chassis only with cab grab handles, tilt hood, and fenders ✓
4.4.2	ENGINE:		Diesel, minimum 250 net HP producing a minimum of 600 ft. lb. of gross torque, automatic viscous fan clutch, engine shut down control for high coolant temperature and low oil pressure. ✓
4.4.3	TRANSMISSION:		Minimum Allison 2500 RDS or proven equal. ✓
4.4.4	REAR AXLE:		Minimum 19,000 lbs., ratio geared to attain 65 mph +/-2 mph. Equipped with hub piloted steel hubs, out-board mount type brake drums. Stemco or equal oil seals ✓
4.4.5	FRONT AXLE:		Minimum 7000 lbs. equipped with hub piloted steel hubs, out-board mount type brake drums with Stemco or equal front wheel visible cap bearing oiler. ✓
4.4.6	✓ SUSPENSION:		Equipped with manufacturer's heavy duty suspension applicable to axle ratings and overall gross vehicle weight. ✓
4.4.7	WHEELS AND TIRES:		Wheels to be 10 hole hub piloted steel disk wheel, minimum 11R-22.5 LR-H steel belted tubeless radials, minimum load range G tires. Front tires to be conventional tread. Rear dual wheel application to be on-off, self-cleaning, lug design (Goodyear G124 series or equal). Loose lug indicators on front and back. ✓
4.4.8	BRAKES:		Full air, S-cam type, manufacturer's heavy duty brake shoes, spring set parking brakes. Front and rear Rockwell or equal, automatic slack adjusters. Minimum 13 CFM compressor, Midland Pure Air Plus Dryer Model DA33100 or equal with automatic drain valves Model KN24000 or equal on all tanks. Spring set parking brakes on both rear axles. All brake drums to be cast iron. Brake linings to be non-asbestos. Quick connect couplings to be located in a protected area near the front bumper. Couplings will not be mounted to the bumper. Female coupling 1/2" Milton M Type or approved equal to air tanks. ✓
4.4.9	STEERING:		Integral power steering. ✓
4.4.10	FUEL SYSTEM:		To be equipped with single left hand tank, with total minimum capacity of 50 gallons. Fuel filtration system to include primary and secondary type fuel filter(s). ✓
4.4.11	COOLING SYSTEM:		Largest capacity radiator with automatic viscous fan. ✓
4.4.12	SEATING:		Vinyl or premium synthetic upholstery ✓
4.4.13	SAFETY:		Equipped with seatbelts, running daytime lights, Hide-a-Way type amber colored strobe lights to be installed in all four corners (front and rear light assemblies) of truck. All strobes LED to be wired to a factory type switch located in cab. All lights to LED where available. ✓
4.4.14	UNIT TO BE EQUIPPED WITH THE FOLLOWING ADDITIONAL EQUIPMENT:		
4.4.14.1	Two (2) air horns.		✓
4.4.14.2	Driver seat to be Air Ride and passenger seat 2 man bench seat.		✓
4.4.14.3	Turn indicators, front and rear, stop and tail lights.		✓
4.4.14.4	Deleted		
4.4.14.5	Tachometer.		✓

- 4.4.14.6 Adjustable steering column. ✓
- 4.4.14.7 Cigar lighter/Power port for use with cell Phone ✓
- 4.4.14.8 Water temperature, oil pressure, tachometer and volt or amp gauges. ✓
- 4.4.14.9 DOT reflector flare kit. ✓
- 4.4.14.10 Electronic Back up alarm. ✓
- 4.4.14.11 Minimum AM/FM radio. ✓
- 4.4.14.12 5 lb. fire extinguisher. ✓
- 4.4.14.13 Fixed interval wiper control with windshield washer. ✓

- 4.4.15 FRAME: Minimum 850,000 RBM ✓

- 4.4.16 EXHAUST SYSTEM: Muffler, vertical exhaust tailpipe, heat cover, rain cap or turnout. ✓

- 4.4.17 **SPECIFICATIONS: HEAVY DUTY SERVICE BODIES w/ 6,000 lb CRANE**
 - 4.4.17.1 LENGTH: Minimum of 132"
 - 4.4.17.2 WIDTH: Minimum of 96"
 - 4.4.17.3 HEIGHT: Minimum of 48"
 - 4.4.17.4 COMPARTMENTS: Three (3) vertical and one (1) horizontal in center of both sides (minimum 20" deep). Right front vertical compartment must have a tool box shelf, sliding on "Grant type" extension slides with a minimum 200 lb. capacity. Left front vertical compartment must have a vertically mounted oxygen and acetylene bottle mount for 9-1/2" diameter, 43" high acetylene, and a 12" diameter, 56" high oxygen bottles complete with hose wrap-up hooks and bracket for welding rods. Butterfly type clamps are required to secure oxygen and acetylene bottles. Rear left vertical compartment must have two (2) adjustable shelves on adjustable shelf supports. Horizontal compartments must each have pull-out type gasket tray on full extension drawer slides; one (1) tray with adjustable dividers for bottom of compartment. Right rear compartment to have two (2) non adjustable shelves. All doors must be sealed with weather-proofing material, be double panel type (minimum 20 gauge H.T.) and have serviceable rust proof three (3) point T-type handle. Compartment doors to be equipped with master lock system, locking handles to be mounted on rear vertical compartments. One key must operate all locks, and all vertical doors must have a positive door holder.
 - 4.4.17.5 BODY: All steel, all welded. Load area is to be reinforced on all inside walls with minimum 10 gauge Tread plate. Top of compartments to be reinforced with minimum 12 gauge tread plate or 12 gauge tread plate overlay. Crossmembers must be made of minimum 3" X 5" X 7 gauge rectangular tubing or equal. Front and rear crossmembers must be minimum 3" X 5" X 7 gauge rectangular tubing or equal. Right rear corner must be braced for 6,000 lb. crane mount. Rear corners must be reinforced for quick detach out rigger jacks, two (2) each to be included with package. Units must have mud flaps for dual wheels. Suspension of truck must be sufficient to assure truck is level after body and crane components have been installed. Body to be painted to match cab and chassis. Manual out and crank down outriggers, spring retractable legs. Two (2) each hand grab rails to be installed on each side of rear vertical compartments. Front of utility body to have a rear cab glass protector, made from 2" square tubing and covered with 3/4" expanded metal.
 - 4.4.17.6 REAR BUMPER: Step type, heavy duty, minimum 12 gauge safety walk plate steel, recessed for trailer ball. Tailgate stops are required on rear bumper. The stops must keep the tailgate level with the body floor when in the down position. A rear stirrup style step to be minimum 10" wide to be installed approximately 18" from right rear corner of bumper. A 6" vice mounting plate to be installed on the right rear of bumper.
 - 4.4.17.7 LIGHTS: F.S.S. light kit for body, 96" wide; directional signals, back up lights and Electronic Back up alarm, two (2) polished S.S., two (2) LED amber strobe lights, all recessed into body and wired on truck system.
 - 4.4.17.8 CRANE : Minimum 6,000 lb. (at 6') capacity crane to be used with 12 volt D.C. battery system. Boom must be capable of power rotating through 360 degrees. Boom length to be ten feet (10') maximum when retracted and be power extendable to at least sixteen feet (16') with manual extension to twenty feet (20'). Boom up and down operation, cable hoist, swing and elevation must

be controlled by a single electric remote pendant (minimum 24') control. A boom support for travel is required. A positive boom swing brake is required to secure unit at intermittent points of travel. Boom capacity at maximum reach to be minimum 1800 lbs. (horizontal). Unit must have a load limit sensor. Unit to include cable of sufficient length to fill drum to full capacity and supplied with minimum two (2) part traveling block and hook. Crane to be installed on right rear of utility body. Acceptable Model – Auto Crane 6006-EH, or most current equal model.

- 4.4.17.9 **AIR COMPRESSOR:** Two stage gasoline engine, minimum 14 horsepower, 12 volt cranking system with fuel capacity minimum of 30 gallons. 175 tank PSI mounted vertical in bed with outlet piping to rear and air/water separator. On/off switch, choke and any air compressor controls to be mounted on right front (curb side) of vertical compartment.
- 4.4.17.10 **WELDER:** Mounted on left side of horizontal compartment approximately 10" back from vertical oxygen/acetylene compartment. Miller Bobcat 250 11,000 watt welder generator, or equivalent, to be the model reference.
- 4.4.17.11 **ACCESSORIES:** Amber beacon light to be mounted on a pedestal in front of body bed. Pedestal to be fabricated of minimum 1" angle iron and 3/16" steel base plate. Base of light must be flush with top of cab. A fire extinguisher bracket to be mounted in left rear compartment. The bracket will secure a twenty (20) pound ABC fire extinguisher, mounting bracket to sit on bottom of compartment and be secured with a minimum quarter inch (1/4") plate reinforcement. Battery box to be mounted in the right front side of bed, box to be minimum 12 gauge steel and eighteen inches (18") by sixteen inches (16") by eleven inches (11"), capable of housing two (2) GP-27 batteries. Access through side of box for wiring of air compressor, crane and welder is required, and must be weather tight. Battery box cover to overlap side of box a minimum of one half inch (1/2") to prevent water entrance and allow for cover hold down brackets.

4.5	ITEM	QUANTITY	DESCRIPTION
	3	1	60K GVWR 5 th Wheel Tractor
4.5.1	ENGINE: Diesel, minimum 500 net horsepower rated at manufacturers recommended RPM, producing a minimum of 1850 ft lb. of gross torque and should be at +/- 70% of engine ground RMP. Nominal torque rise minimum 25%, with viscous or electromagnetic fan clutch. Road speed electronically governed to 70 MPH + / - 2 MPH.		
4.5.2	ELECTRICAL: Units to be equipped with three (3) minimum 12-volt, heavy duty batteries (total 2100 CCA).		
4.5.3	TRANSMISSION: Fuller FR-RTLO-18918B, or proven equal. 18 Speed		
4.5.4	FRAME: Full depth, high performance, minimum 3,000,000 RBM		
4.5.5	CLUTCH: Minimum 15.5", 2 plate, heavy duty ceramic faced. Release bearing to have Zerk extension hose		
4.5.6	FRONT AXLE: Minimum 20,000 lbs. capacity with 20,000 lbs. spring with Stemco or proven equal front wheel bearing oiler or maintenance free axle approved. To include heavy duty front shocks.		
4.5.7	REAR AXLE: Tandem axle configuration- 6x4 design. Single speed tandem drive, minimum 46,000 lbs capacity to be Rockwell RT 46-160 or equal. Gear ratio installed must be capable of 70 +/- 2 mph geared road speed at full engine governed RPM. Driver controlled differential locks on both rear axles.		
4.5.8	REAR SUSPENSION: Minimum 46,000 lbs. capacity, Haulmax HMX or equal		
4.5.9	WHEELS AND TIRES: Front wheels to be 10 hole hub piloted , 22.5X 9" steel disk wheels, minimum 315/80R 22.5, steel belted tubeless radials, rated 10,000 lbs each. Front wheels to be highway tread design. Real dual wheel application to be 11R22.5 self cleaning, lug design. Loose lug indicators on front and back.		
4.5.10	BRAKES: Full air, S-cam type, manufacturer's heavy duty brake shoes, spring set parking brakes. Front and rear Rockwell or equal, automatic slack adjusters. Minimum 13 CFM compressor, Midland Pure Air Plus Dryer Model DA33100 or equal with automatic drain valves Model KN24000 or equal on all tanks. Spring set parking brakes on both rear axles. All brake drums to be cast iron. Brake linings to be non-asbestos. Quick connect		

couplings to be located in a protected area near the front bumper. Couplings will not be mounted to the bumper. Female coupling ½" Milton M Type or approved equal to air tanks.

- 4.5.11 FUEL SYSTEM: Single left or right hand steel tank mounted under cab or dual left and right hand step tanks mounted under cab. Minimum total fuel capacity to be 70 gallons. Tank(s) must not extend more than 4" behind cab. Fuel filtration to include primary and secondary filtering systems with automatic water separator.
- 4.5.12 COLOR: OEM white
- 4.5.13 HOOD: Tilt type hood
- 4.5.14 EXHAUST SYSTEM: Muffler, vertical tailpipe, heat guard, and rain cap or turnout.
- 4.5.15 COOLANT SYSTEM: Largest capacity radiator available.
- 4.5.16 ACCESSORIES: Tractor air brake system and 7-line trailer connector. Two (2) high intensity strobe lights (Whelen TIR-6, P/N 01-0663507A33B, Super LED, 500 Series Directional Warning Light or proven equal) to be installed, tow (2) in the front. All strobe lights will operate automatically whenever ignition switch is on, and also from OEM dash mounted toggle switch with no key in ignition. A catwalk and access steps constructed of expanded metal grating or perforated metal to provide a non-slip surface. Material finish will be in black color. Aluminum will be acceptable unfinished. Provided and installed between the truck frame rails behind the cab and to extend all the way to the fifth wheel slide, to provide the operator a place to stand while making hydraulic, electrical, and pneumatic connections. Catwalk will be mounted as to not contact trailer while traversing uneven terrain. Vehicle shall have full coverage split rear steel fenders covering all wheels as to not contact trailer. An 8" convex mirror to be installed below the door mirror on both sides and fender mirrors to be installed on the right and left front fenders.
- 4.5.17 FIFTH WHEEL: Holland FW-8-7401G4L06 "32" air slide (or proven equal). Fifth wheel to extend above rear fenders as to not cause trailer contacting fender under operations in uneven terrain.
- 4.5.18 HEADER RACK: To hold ½ inch chains and booms with full expanded metal coverage; material to be heavy gauge metal or heavy gauge aluminum, finish will be black color. Aluminum will be acceptable unfinished
- 4.5.19 EMERGENCY LIGHT BAR: Acceptable model will be equal to or greater than the Whelan model FX2AAAA all amber. Two (2) halogen or LED rear work lights (acceptable model, Whelan model FLWL2) to include two (2) amber inboard super LED light heads. (acceptable model Whelan model FLDA or equal). Lightbar/light stick to be wired to switchbox located in cab.
- 4.5.20 WET KIT: A truck mounted wet kit will be provided and installed. A transmission mounted PTO and direct mount pump will be installed on the truck transmission. A metal hydraulic reservoir to be mounted behind cab and be a minimum of 75 gallon capacity. Hydraulic controls to be mounted inside truck cab readily accessible to the driver. All valves and fittings required to make wet kit and trailer completely operational to include one female quick coupler (Aeroquip 6-5100-2516 or equal) and one male quick coupler (Aeroquip 6-5100-52-16B or equal). Wet kit to be filled to capacity with SAE 10 Hydraulic oil meeting MIL-L-46152 specifications. Wet kit pump shall be configured to be used with life bottom trailers.
- 4.5.21 PUSHER AXLE: to be configured as a tri axle, to be a minimum of 14,000 lbs and be air actuated to lift when not in operation. Ride height of a minimum 12 inches.
- 4.5.22 **Units to be equipped with the following additional equipment:**
 - 4.5.22.1 Two (2) air horns
 - 4.5.22.2 Integral power steering
 - 4.5.22.3 Turn Indicators, front and rear, stop and tail lights
 - 4.5.22.4 Tachometer
 - 4.5.22.5 Adjustable steering column
 - 4.5.22.6 Cigar lighter/power port for use with cell phone
 - 4.5.22.7 Water temperature, oil pressure, tachometer and volt or amp gauges.
 - 4.5.22.8 DOT reflector flare kit

- 4.5.22.9 Electronic Back up alarm
- 4.5.22.10 Minimum AM/FM radio
- 4.5.22.11 5lb fire extinguisher
- 4.5.22.12 Fixed interval wiper control with windshield washer
- 4.5.22.13 Air ride driver seat and single passenger seat, bucket type.

4.6	ITEM	QUANTITY	DESCRIPTION
	4	1	66K GVWR Concrete Truck

MINIMUM CHASSIS REQUIREMENTS:

- 4.6.1 TYPE: 6X4 standard cab, 2-door conventional truck ✓
- 4.6.2 ENGINE: Electronic, variable RPM speed capability, turbocharged diesel, 11.0 liter minimum, 6 cylinder with not less than 325 rated HP at engine rated RPM and not less than 1,200 lb/ft of torque. Must be equipped with an EPDM (Ethylene Propylene Diene Monomer) or silicone radiator and heater hoses, single vertical muffler at side of cab, dry type air cleaner with restriction gauge, 110 volt minimum blockheater, OEM engine protection/shutdown system. ✓
- 4.6.3 ELECTRICAL: Two (2) 2500 CCA at 0 degree F minimum battery/batteries and a Delco 22SI alternator, or equivalent ✓
- 4.6.4 GVWR:
 - 4.6.4.1 66,000 lbs. minimum GVWR. ✓
 - 4.6.4.2 20,000 lbs. minimum front GAWR. ✓
 - 4.6.4.3 46,000 lbs. minimum rear GAWR ✓
- 4.6.5 DIMENSIONS: Wheel base consistent with conventional truck. (No set back front axle) Wheel base, CA and Clear CT chassis specification to be determined by body manufacturer ✓
- 4.6.6 TRANSMISSION: Allison 4500 RDS 6-speed transmission with non-SAE standard 10-bolt openings and 30% minimum grade capability in first gear and 61 MPH highway speed at engine rated RPM. ✓
- 4.6.7 DRIVELINE: Spicer 1810HD series main driveline minimum and Spicer 1710HD series inter-axle driveline or approved equal minimum. ✓
- 4.6.8 AXLES: Single reduction with differential lockout rear axles with 30% minimum grade capability in first gear and 61 MPH minimum highway speed at engine rated RPM. OEM front and rear axle oil seals ✓
- 4.6.9 SUSPENSION: Multi-leaf type front suspension with shock absorbers. Hendrickson RS 463 or HN 462 rear suspension with longitudinal torque rods ✓
- 4.6.10 TIRES/ WHEELS: Three (3 ea) 425/65R 22.5, 20PR front tires and nine (9 ea) 11R22.5, 16PR rear tires. Three (3) 10-hole steel disc front wheels and nine (9) rear wheels. Additional wheels to be same as supplied with truck. Loose lug indicators on front and back. ✓
- 4.6.11 FRAME: 3,000,000 RBM minimum frame with 75 inch minimum after frame, double "C" frame rails from front bumper to end of after frame, Heavy duty front frame extension for mixer drive hydraulic pump. Radiator tunneled or raised for crankshaft PTO. Engine harmonic balancer equipped with a driveline adapter to fit 1350/1410 series driveline. 2 front frame mounted tow hooks, loops, or pins. ✓
- 4.6.12 FUEL: 55 gallon (minimum) step type, rectangular or cylindrical, fuel tank ✓
- 4.6.13 BRAKES: DOT Approved ABS air brakes. ✓
- 4.6.14 SEATING: Air suspension vinyl driver's seat, supplied by trucks air system, and a single passenger seat, bucket type. ✓

4.6.15 CAB FEATURES: Dome light, OEM heater, defroster, and air conditioning. Left and right sun visors and left and right arm rests. Full cover rubber floor mat. Minimum AM/FM radio, gauges for fuel level, oil pressure, water temperature, and alternator volts (if available or OEM electronic display), OEM tachometer and hour meter. One power port outlet. Two (2) air horns, turn Indicators front and rear, stop and tail lights, Integral power steering, adjustable steering column, fixed interval wiper control with windshield washer. Additional equipment DOT reflector flare kit, one 5lb fire extinguisher and electronic back up alarm

4.6.16 SPECIFICATIONS FOR 10.5 CU YD REAR DISCHARGE CONCRETE DRUM MIXER ATTACHMENT

4.6.16.1 MIXER: 10.5 cubic yard barrel mixer (mounted on a Class 8 truck); 1/4" drumhead; 1/4" wear resistant steel drum shell/skin, 1/4" reinforced fins/blades; welded 100% inside and out; solid steel drum track; minimum 42" discharge opening; bolt on auxiliary surge fins; bolt on inspection hatch. Minimum 1/4" front and rear pedestal thickness. Model ZF PK7500 right angle/planetary direct drive with 138.6:1 reduction and 53,104 ft-lb. output torque capacity, mounted with minimum bolt grading of eight. Front mounted Eaton 54 Series heavy duty variable displacement pump with built in 5500 psi relief valve. Eaton heavy duty hydraulic motor. Speed and direction of the drum rotation controlled from the cab and on the rear mixer. Heavy duty hydraulic oil cooler with guard. Switch operated truck engine throttle at rear of mixer. Electro-hydraulic mix-discharge control in cab and at rear of mixer. A non skid rear ladder with fold down extension and a double guard rail on non skid top platform base will be equipped.

4.6.16.2 WATER TANK: Minimum 150 gallon, polypropylene or aluminum water tank with sight gage and lowest drain point accessible from ground. 25 foot wash down hose and pistol grip spray nozzle with blow out and drain provision for winter operation.

4.6.16.3 ROLLER: CM1035 alloy steel drum roller and tapered roller bearings with roller surfaced hardened to Rockwell C46.

4.6.16.4 HOPPER: 38" X 30" minimum charge hopper opening with a 19" minimum throat dimension

4.6.16.5 CHUTE: Paving type main chute with safety hand grabs and hinged fold over with lock and two 48" extension chutes for 16 feet total length with chute cradles for storage. Hydraulically lifted-and-lowered chute with double acting hydraulic cylinder with controls in cab and at rear of mixer. Air operated chute lock/brake control from cab and at rear of mixer.

4.6.16.6 LIGHTING: Unit will be equipped with two (2) adjustable rear flood/work lights. ATA color coded, sealed/ waterproof electrical wiring system. All wiring to be in-frame through rubber grommets connected to sealed type lights with plug-in electrical connectors only. Clearance, marker and identification lamps with integral reflectors in accordance with FMVSS.

4.7 ITEM QUANTITY DESCRIPTION

5 3 35K GVWR Water Distribution Trucks

4.7.1 CAB: Vinyl bench seating, AM/FM radio, power locks and windows, 7 1/2 x 16 1/2 west coast style mirrors with 8" diameter convex spotters. Heavy-duty vinyl spill bench seat for driver and two passengers

4.7.2 ENGINE: Diesel, minimum 245 net horsepower rated at manufacturers recommended RPM, producing a minimum of 650 ft. lb. of gross torque, with gear ratio to attain 65 mph +/- 2 mph at full engine governed RPM. Engines to be equipped with OEM or equal shut down control on high water temperature and low oil pressure. Unit must be equipped with engine oil cooler and full flow spin on oil filter, dry type air filter.

4.7.3 TRANSMISSION: Allison 2500, or proven equal, with external oil cooler and PTO provision. (Hot shift PTO preferred)

4.7.4 GVWR: Minimum 35,000 lbs

4.7.5 REAR AXLE: Minimum 23,000 lbs. capacity, ratio geared to attain 65 MPH +/- 2mph

4.7.6 FRONT AXLE: I Beam type, minimum 12,000 lbs capacity, non driving.

- 4.7.7 SUSPENSION: Equipped with manufacturer's heavy duty suspension applicable to axle ratings and overall gross vehicle weight ✓
- 4.7.8 BRAKES: Air brakes, full power with automatic adjustment, 4-channel ABS antilock brake system with Traction Control. Rear axle mounted parking brake with key switch interlock ✓
- 4.7.9 WHEELS AND TIRES: Wheels to be 10 hole piloted steel disk wheel, minimum 11R-22.5, steel belted tubeless radials, minimum load range H tires. Front tires to be conventional tread. Rear dual wheel application to be on-off, self cleaning, lug design. Loose lug indicators on front and back. ✓
- 4.7.10 WHEELBASE: Minimum 158" inch wheelbase with 84" CA ✓
- 4.7.11 STEERING: Integral power steering with tilt ✓
- 4.7.12 FRAME: Minimum 50,000 PSI, vehicle to be equipped with two (2) front tow hook installed on frame and strengthened sufficiently to lift, pull, or tow truck. ✓
- 4.7.13 FUEL SYSTEM: To be equipped with left hand tank, with total minimum capacity of forty-five (45) gallons. Fuel filtration system to include primary and secondary type fuel filters with automatic water separator. ✓
- 4.7.14 EXHAUST SYSTEM: Muffler with horizontal exhaust tailpipe. ✓
- 4.7.15 COOLING SYSTEM: Largest capacity radiator with automatic viscous fan. ✓
- 4.7.16 ELECTRICAL: Minimum 1800 CCA Battery and a 130 amp alternator. Alternator to be equipped with a spare (unused) external type starter terminal for electronic speed control. ✓

4.7.17. **UNIT TO BE EQUIPPED WITH THE FOLLOWING ADDITIONAL EQUIPMENT:**

- 4.7.17.1 Two (2) air horns. ✓
- 4.7.17.2 Integral power steering. ✓
- 4.7.17.3 Turn indicators, front and rear, stop and tail lights. ✓
- 4.7.17.4 Deleted ✓
- 4.7.17.5 Tachometer. ✓
- 4.7.17.6 D.E.F. Gauge in cab ✓
- 4.7.17.7 Cruise Control mounted on dash panel, not steering wheel. *Exception* ✓
- 4.7.17.8 Adjustable steering column. ✓
- 4.7.17.9 Cigar lighter/Power port for use with cell Phone ✓
- 4.7.17.10 Water temperature, oil pressure, tachometer and volt or amp gauges. ✓
- 4.7.17.11 2 each 3/4" x 100' Heavy Duty garden hose ✓
- 4.7.17.12 DOT reflector flare kit. ✓
- 4.7.17.13 Electronic Back up alarm ✓
- 4.7.17.14 Fenders to be equipped with hose hooks. ✓
- 4.7.17.15 Minimum AM/FM radio. ✓
- 4.7.17.16 5 lb. fire extinguisher. ✓
- 4.7.17.17 Fixed interval wiper control with windshield washer ✓
- 4.7.17.18 Flush rear bumper DOT style bumper ✓

4.7.18 **SPECIFICATIONS FOR TRUCK MOUNTED WATER DISTRIBUTORS**

- 4.7.18.1 WATER TANK: **Minimum** 1900 gallon tank with 3/16" construction. Tank interior sand blasted and coated with Epoxy coating. 1/4" Z-Frame, dished and flanged heads, a 24" manway, a Berkely (or equivalent) 3x4 pump. Unit to be equipped for a 2 1/2 " hydrant fill.
- 4.7.18.2 SPRAY HEADS: Two (2) front mounted on each corner, two (2) rear mounted on each corner, and one (1) on driver side air operated spray heads, spray heads operated independently with "in-cab" controls. Unit to be equipped with fittings with the ability to hook up a 3/4" garden hose to pump system.

- 4.7.18.3 LIGHTING: Amber beacon light mounted at highest point possible, two (2) adjustable work lights mounted at top rear of tank. Completed unit will have any excess frame at the rear neatly cut off and lights reinstalled on the outside of the frame
- 4.7.18.4 DECK MOUNTS: Two (2) (Reelcraft EZ 33112L12D , or equivalent) ¾" x 100' electrical rewind hose reel with rollers. Hoses will have adjustable fire nozzles.
- 4.7.18.5 SAFETY: Equipped with driver and passenger airbags, seatbelts, running daytime lights, Hide-a-Way type amber colored strobe lights to be installed in all four corners (front and rear light assemblies) of truck. All strobes to be wired to a factory type switch located in cab. Conspicuity tape to be installed along tank sides and rear platform.

4.8	ITEM	QUANTITY	DESCRIPTION
	6	5	35K GVWR 7 Cu Yd Hydraulic Dump Trucks
4.8.1	ENGINE:		Diesel, minimum 250 net horsepower with minimum 660 ft. lbs. of gross torque at manufacturers recommended RPM. electronically governed to 68 MPH +/- 2 MPH. at full engine governed RPM. Full flow spin on oil filter and replaceable dry type air cleaner.
4.8.2	TRANSMISSION:		Minimum Allison 2500 RDS, or proven equal.
4.8.3	REAR AXLE:		Minimum 23,000 lbs, gear ratio installed must be capable of 60 mph to 68 mph geared road speed at full engine governed RPM. Equipped with hub piloted steel hubs, out-board mount type brake drums. Stemco or equal oil seals
4.8.4	FRONT AXLE:		Minimum 12,000 lbs., equipped with hub piloted steel hubs, out-board mount type brake drums with Stemco or equal front wheel visible cap bearing oiler
4.8.5	WHEELS AND TIRES:		Wheels to be 10 hole hub piloted steel disk wheel, minimum 11R22.5 steel belted tubeless radials, minimum load range G tires. Front tires to be conventional tread. Rear dual wheel application to be on-off, self-cleaning, lug design (Goodyear G124 series or equal). Loose lug indicators on front and back.
4.8.6	BRAKES:		Full air, S-cam type, manufacturer's heavy duty brake shoes, spring set parking brakes. Front and rear Rockwell or equal, automatic slack adjusters. Minimum 13 CFM compressor, Midland Pure Air Plus Dryer Model DA33100 or equal with automatic drain valves Model KN24000 or equal on all tanks. Spring set parking brakes on both rear axles. All brake drums to be cast iron. Brake linings to be non-asbestos. Quick connect couplings to be located in a protected area near the front bumper. Couplings will not be mounted to the bumper. Female coupling ½" Milton M Type or approved equal to air tanks.
4.8.7	STEERING:		Integral power steering.
4.8.8	FUEL SYSTEM:		To be equipped with single or dual fuel tank(s), with total minimum capacity of 65 gallons. Right hand tank to be step type, left tank may be step or frame type not to extend more than 4" behind cab. Fuel filtration system to include primary and secondary type fuel filter(s). Fuel filtration system to include primary and secondary type fuel filters with automatic water separator, D.E.F. gauge inside of truck.
4.8.9	COOLING SYSTEM:		Largest capacity radiator with automatic viscous fan.
4.8.10	FRAME:		Minimum 900,000 RBM
4.8.11	EXHAUST SYSTEM:		Muffler, vertical exhaust tailpipe, heat cover, rain cap or turnout, to be mounted to allow full utilization of specified cab-to-axle length
4.8.12	CONVENIENCE FEATURES:		Manual Adjustable steering, Air Ride seating, drivers only, passenger seat bucket type and standard rear seat.
4.8.13	UNIT TO BE EQUIPPED WITH THE FOLLOWING ADDITIONAL EQUIPMENT:		
	4.8.13.1		Two (2) air horns.

- 4.8.13.2 Driver seat to be Air Ride ✓
- 4.8.13.3 Integral power steering. ✓
- 4.8.13.4 Turn indicators, front and rear, stop and tail lights. ✓
- 4.8.13.5 Delete
- 4.8.13.6 Tachometer. ✓
- 4.8.13.7 Adjustable steering column. ✓
- 4.8.13.8 Cigar lighter/Power port for use with cell Phone ✓
- 4.8.13.9 Water temperature, oil pressure, tachometer and volt or amp gauges. ✓
- 4.8.13.10 Electronic Back up alarm. ✓
- 4.8.13.11 Minimum AM/FM radio. ✓
- 4.8.13.12 DOT reflector/ flare kit. ✓
- 4.8.13.13 5 lb. fire extinguisher. ✓
- 4.8.13.14 Fixed interval wiper control with windshield washer. ✓

4.8.14 SAFETY: Equipped with seatbelts, running daytime lights, Hide-a-Way type LED amber colored strobe lights to be installed in all four corners (front and rear light assemblies) of truck. All strobes to be wired to a factory type switch located in cab.

4.8.15 **HYDRAULIC DUMP BODIES, 7 CUBIC YARD WATER LEVEL CAPACITY/ 8 CUBIC YARD ENDS.**

4.8.15.1 **STANDARD BODY CONSTRUCTION:** Body to be 10' X 7' inside and be constructed of minimum 8 gauge steel that meets the ASTM A572 Standard, having a 15 to 20 carbon content. Body shall have a 2" radius between sides and floor to provide easier and cleaner discharge of load. Sides shall be adequately side braced and rub rails be sloped dirt-free self-cleaning type. All welds shall be continuous on floor side, head seams, braces, etc., NO SKIP WELDS. Side boards to be minimum 2" x 6" x 1/4" structural rectangular tubing. Long sills shall be constructed of minimum 5" I-beam with a 1/4" web. Crossmembers shall be constructed of minimum 4" I-beam with a 3/16" web. Crossmembers to be on maximum 14" centers, must extend under rub rails and side post, be gusseted to body long sills and welded to long sills on all sides. Rear corner posts shall be a minimum of 12" wide and constructed of minimum 8 gauge steel which meets the above mentioned standard. Body shall have a half size cab protector. Body sub-frame to have external guides installed to guide body into proper alignment with sub-frame, to prevent side movement during travel.

4.8.15.2 **TAILGATE:** Tailgate shall be of the double-acting type, constructed with boxed type reinforcements on all sides with a basic sheet wrapped over top and under bottom with a minimum of two vertical box braces and one horizontal box brace in center, or one vertical box brace in center and two horizontal box braces. Base section must be of the sloped, dirt-free self-cleaning type. Upper tailgate hardware to be minimum 7/8" thick, flame cut steel. Tailgate locks must be easy to manipulate and provide firm locking. Tailgate spreader chains to be attached directly under upper tailgate crossmember and configured to allow multiple positioning of tailgate to include horizontal. All welds to be continuous, no spot or skip welding.

4.8.15.3 Deleted

4.8.15.4 **PIVOTS & PINS:** All pivots shall be equipped with grease fittings.

- 4.8.15.1.1 Rear Hinge Pins - Minimum 2" O.D.
- 4.8.15.1.2 Upper Tailgate Pins - Minimum 1" O.D.
- 4.8.15.1.3 Lower Tailgate Pins - Minimum 1-1/4" O.D.

4.8.15.5 **HYDRAULICS:** Hoist shall be heavy duty, double lift arm hoist, Galion U850HD, Perfection 825, or proven equal, conforming to the most current National Truck Equipment Association's (N.T.E.A.) criteria for Class 50 lifting capacity. Hoist to be type V, underbody hoist, as defined in the N.T.E.A. second edition, Dump Body Hoist Chart. Fifty degree (50 degree) dump angle +/- 2 degrees, with truck chassis frame tapered at rear to form a positive stop with rails of dump box (a full mating surface is required) at maximum dump angle. NO OTHER STOP IS ACCEPTABLE. Hydraulic pump to be close couple direct mount to power take off. Pump to be Chelsea DPH25, Munci D2XL27-2BPRL (minimum 19 GPM at 1,000 RPM) or equal, air controlled with feathering valve. Hydraulic system to include in-line hydraulic filter. Power take off to be Chelsea 445XSES, Muncie TG6S Powerflex or equal, with air shift controls. Pump and P.T.O. controls to be firmly mounted on vehicle dash board easily accessible from driver's

position. Cable or rod operated controls are not acceptable. Units will be provided with safety limit equipment designed to stop the dump body at its maximum dump angle. Safety limit equipment to include a flexible wand type switch, Micro BZE6-2RN18-8631, and an air solenoid valve rated at not less than 125 PSI, Humphrey 062E-3-11-20-35, no exceptions. Hoist installation must provide for use of the entire cylinder stroke when reaching maximum dump angle. The only acceptable substitute to the above requirement for a flexible wand type switch and air solenoid valve will be for a system designed with an internal bypass stroke limit system, Perfection Dump Hoist Design or proven equal. Hoist assemblies with the tie rod design for cylinder construction are not acceptable.

- 4.8.15.6 MISCELLANEOUS EQUIPMENT: All necessary clearance lights, marker lights, reflectors, mud flaps and mechanical backup alarm to be included and meet State Inspection requirements
- 4.8.15.7 WORK QUALITY: Bodies with inferior welds (i.e., pin holes and non-penetrating welds) will not be accepted. Welds on sub-frames or body components will be such as not to interfere with any other frame or body component. All components are to be new (overhauled items are NOT acceptable).
- 4.8.15.8 DUMP BODY COVER ASSEMBLY: Tarp system to be Pull Tarps, Universal Super shield Automated Arm System, part number S9E (or current equivalent), with steel arms, or proven equal. Motor will be mounted in the "down" position. A weather proof control panel, with a minimum 25-amp reset breaker, to operate tarp system will be located in conjunction with the hydraulic controls. Controls to operate the tarping system will not be placed in the cab of the tractor.

4.9	ITEM	QUANTITY	DESCRIPTION
	7	7	50K GVWR Minimum 10 Cu Yard Hi-Rise Dump Trucks
4.9.1	ENGINE:		Diesel, minimum 12 liter water cooled, minimum 345 net horsepower rated at not more than 1800 RPM, producing a minimum of 1400 ft. lb. of gross torque at between 1100 and 1300 RPM. Nominal torque rise minimum 25% with viscous or electromagnetic fan clutch. Road speed to be electronically governed to 65 MPH +/- 2 MPH
4.9.2	ELECTRICAL:		Units to be equipped with three (3) minimum 12-volt, heavy duty batteries (total 1800 CCA). Minimum 130 amp alternator.
4.9.3	TRANSMISSION:		Fuller FR 14210-B or Fuller FRO-14210C, or proven equal
4.9.4	FRAME:		Full depth, high performance, minimum 2,400,000 RBM
4.9.5	CLUTCH:		Minimum 15", 2-plate, heavy duty ceramic faced
4.9.6	FRONT AXLE:		Minimum 12,000 lbs. capacity with 12,000 lbs. spring with Stemco or proven equal front wheel bearing oiler
4.9.7	REAR AXLE:		Single speed tandem drive, minimum 40,000 lbs. capacity, to be Rockwell RT 40-145 or equal. Gear ratio installed must be capable of 65 mph +/- 2 mph geared road speed at full engine governed RPM
4.9.8	REAR SUSPENSION:		Minimum 40,000 lbs. capacity, Hendrickson Haulmax or equal.
4.9.9	WHEELS & TIRES:		Wheels to be 10 hole hub piloted steel disk wheel, minimum 11R-22.5, steel belted tubeless radials, minimum load range G tires, on/off highway tread design. Front wheels to be highway tread design. Rear dual wheel application to be on-off, self-cleaning, lug design (Goodyear G124 series or equal). Loose lug indicators on front and back.
4.9.10	BRAKES:		Full air, S-cam type, manufacturer's heavy duty brake shoes, spring set parking brakes. Front and rear Rockwell or equal, automatic slack adjusters. Minimum 13 CFM compressor, Midland Pure Air Plus Dryer Model DA33100 or equal with automatic drain valves Model KN24000 or equal on all tanks. Spring set parking brakes on both rear axles. All brake drums to be cast iron. Brake linings to be non-asbestos. Quick connect couplings to be located in a protected area near the front bumper. Couplings will not be mounted to the bumper. Female coupling 1/2" Milton M Type or approved equal to air tanks.

4.9.11 FUEL SYSTEM: Single left or right hand tank mounted under cab or dual left and right hand step tanks mounted under cab. Minimum total fuel capacity to be 80 gallons. Tank(s) must not extend more than 4" behind cab. Fuel filtration to include primary and secondary filtering systems. Fuel filtration to be combination primary filter, automatic water separator, Davco Fuel Pro 382, or proven equal.

4.9.12 Units to be equipped with the following additional equipment:

- 4.9.12.1 Two (2) air horns ✓
- 4.9.12.2 Integral power steering ✓
- 4.9.12.3 Turn Indicators, front and rear, stop and tail lights ✓
- 4.9.12.4 Deleted ✓
- 4.9.12.5 Tachometer ✓
- 4.9.12.6 Adjustable steering column ✓
- 4.9.12.7 Cigar lighter/power port for use with cell phone ✓
- 4.9.12.8 Water temperature, oil pressure, tachometer and volt or amp gauges. ✓
- 4.9.12.9 DOT reflector flare kit ✓
- 4.9.12.10 Electronic Back up alarm ✓
- 4.9.12.11 Minimum AM/FM radio ✓
- 4.9.12.12 5lb fire extinguisher ✓
- 4.9.12.13 Fixed interval wiper control with windshield washer ✓
- 4.9.12.14 Air ride driver seat and single passenger seat, bucket type. ✓

4.9.13 HOOD: Tilt type hood ✓

4.9.14 EXHAUST SYSTEM: Muffler, vertical tailpipe, heat guard, and rain cap, mounted to allow full utilization of specified cab-to-trunion length ✓

4.9.15 COOLING SYSTEM: Cooling system adequate to maintain cooling ability as recommended by manufacturer. ✓

4.9.16 ACCESSORIES: Tractor air brake system and seven (7) line trailer connector ✓

4.9.17 SEATING: Vinyl or premium synthetic upholstery ✓

4.9.18 SAFETY: Equipped with seatbelts, running daytime lights, Hide-a-Way type LED amber colored strobe lights to be installed in all four corners (front and rear light assemblies) of truck. All strobes to be wired to a factory type switch located in cab.

4.9.19 SPECIFICATIONS HYDRAULIC DUMP BODIES: Minimum 10 Cubic Yard Capacity

4.9.19.1 Body Construction - Body must be 14' x 7' inside and be constructed of minimum 7 gauge steel which meets the ASTM A1011 High Tensile Standard. Body must have a diagonal slope between sides and floor to provide cleaner discharge of load. Sides must be adequately side braced and rub rails be sloped dirt-free type. Floor to be constructed of minimum ¼" AR-400 steel. All welds must be continuous on floor seams, braces, etc., NO SKIP WELDS. Side boards of channel steel minimum 2.60" x 10" x .240" to be installed to present a smooth face on inside of body. Long sills must be constructed of 7" structural I-beam or channel (minimum). Crossmembers must be constructed of 4" 7.7 lbs. per foot structural I-beam or channel (minimum). Under structure must include standard front and rear 4" structural I-beams or channel and intermediate crossmembers maximum on 12" centers evenly spaced from front to rear. Rear corner posts must be a minimum of 10" wide and constructed of 7 gauge steel which meets the above mentioned standard. Body must have half size cab protector. Body sub-frame to have external guides installed to guide body into proper alignment with sub-frame and to prevent side movement during travel.

4.9.19.2 Tailgate - Tailgate must be of the double-acting type, constructed with boxed type reinforcements on all sides with a basic sheet wrapped over top and under bottom with a minimum of two vertical box braces and one horizontal box brace in center, or one vertical box brace in center and two horizontal box braces. Base section must be of the sloped, dirt-free type. Upper tailgate hardware 1" (minimum) thick flame cut steel. Tailgate latch 5/8" (minimum) thick flame cut steel.

- 4.9.19.3 Pivots and Pins - All pivots must be equipped with grease fittings. Rear hinge pins 2" O.D. minimum, upper tailgate pin 1" O.D. minimum. Lower tailgate pin 2" O.D. minimum.
- 4.9.19.4 Hydraulics - Hoist must be a class 110 minimum, full sub-frame type head mount telescopic hoist which conforms to National Truck Equipment Association (NTEA), Hydraulic Hoist and Dump Body Classification Chart. Fifty degree (50 degree) dump angle +/-2 degrees, with truck chassis frame tapered at rear to form a positive stop with rails of dump box at maximum dump angle. A full mating surface is required. Hydraulic pump to be close couple direct mount to power take off. Pump to be Chelsea DPH50, minimum 25 GPM at 1,000 RPM, or equal air-controlled with feathering valve. Hydraulic system to include in-line hydraulic filter. Power take off to be Munci TG8 or equal with air shift controls. Pump and P.T.O. controls to be firmly mounted in cab where it is easily accessible from driver's position. Cable or rod operated controls are not acceptable. Unit will be provided with safety limit equipment designed to stop the dump body at its maximum dump angle. Hoist installation must provide for use of the entire cylinder stroke when reaching maximum dump angle. Controls must include capability of hoisting, holding or lowering body.
- 4.9.19.5 Other Equipment - All necessary clearance lights, marker lights, reflectors, mud flaps and mechanical back up alarm to be included must meet State Inspection requirement. Four high intensity strobe lights to be installed, two (2) in, or near, the front bumper and two (2) flush mounted near the top of the rear tailgates.
- 4.9.19.6 Work Quality - Bodies with inferior welds (i.e., pin holes and non-penetrating welds) will not be accepted. Welds on sub-frames or body components will be such as not to interfere with any other frame or body components. All components are to be new (overhauled items are NOT acceptable).
- 4.9.19.7 Tarp system to have aluminum housing, minimum 12 gauge 1 5/8" steel tubing arms. Ground level control with removable crank, and locking gears. Chain cover and tarp to be same width as body inside. Housing to be mounted on cab protector. Acceptable model, Aero 400 or proven equal.
- 4.9.19.8 Mud Flaps - Mud flaps manufactured of a rubber base material are to be installed on both sides of vehicle front and rear of rear tires. Front mud flaps to have anti-sail device. Rear flaps to be free swinging. Mud flaps to be minimum 1.5 lbs. per square foot and plain black without identifying markings.

4.10	ITEM	QUANTITY	DESCRIPTION
	8	3	9 cubic yard Sanitation Truck
4.10.1	CAB & CHASSIS SPECIFICATIONS:		
4.10.2	ENGINE: Minimum 210 HP at 2,500M; 440 lb ft torque at 1,500 RPM.		
4.10.3	GVWR: Minimum 19,500 Lbs./ Maximum 25,500 lbs.		
4.10.4	Front Axle capacity- 6,830 lbs		
4.10.5	Rear Axle capacity- 13,669 lbs		
4.10.6	TRANSMISSION/DRIVE: Automatic transmission with overdrive; 5 speed minimum. 4X2 design		
4.10.7	SUSPENSION: Heaviest duty available to include heavy duty shock absorbers, independent struts with stabilization.		
4.10.8	WHEELBASE: Minimum one hundred forty eight inches (148")		
4.10.9	BRAKES: Hydraulic system with dual circuit and disc brake for front and rear wheels.		
4.10.10	TIRES & WHEELS: Unit to be equipped with dual rear wheels (DRW). Tire pressure monitoring system required. Tires to meet or exceed minimum gross vehicle weight rating of vehicle.		

- 4.10.11 **FUEL SYSTEM:** Fuel tank shall hold a minimum of 30 gallons of Ultra Low Sulfur Diesel.
- 4.10.12 **SEATING:** Capacity to be for three (3) individuals. Driver seat to be reclining with high back, passenger to be fixed high back, and middle to be fold away with back seat console.
- 4.10.13 **BODY:** Cab over design.
- 4.10.14 **MIRRORS:** OEM inside, standard type; outside, left and right, below eye level type, largest available offered by manufacturer, swing away type.
- 4.10.15 **ACCEPTABLE MODEL:** Isuzu NRR, or equivalent.
- 4.10.16 **9 CU YD DUMP BODY SPECIFICATIONS:**
 - 4.10.16.1 **DIMENSIONS:** Dump body attachment will be a minimum of:
 - 4.10.16.1.1 82" width
 - 4.10.16.1.2 73" height
 - 4.10.16.1.3 204" length
 - 4.10.16.2 **FILLABLE BODY CAPACITY:** Unit shall hold a capacity of 9 cubic yards with a hopper loading area of 2 cubic yards.
 - 4.10.16.3 **LOADING:** Unit will be loaded from the rear and will include a center mounted cart lifter/tipper with tipper controls mounted on the curbside/passenger side of the body.
- 4.10.17 **BODY CONSTRUCTION:** (Hopper & Body)
 - 4.10.17.1 **Minimums:**
 - 4.10.17.1.1 Sides: 10 gauge
 - 4.10.17.1.2 Top: 10 gauge
 - 4.10.17.1.3 Floor: 10 gauge
 - 4.10.17.1.4 Hopper: ¼" AR Plate
 - 4.10.17.1.5 Packer Face 3/16" AR Plate
- 4.10.18 **HYRDAULIC SYSTEM:** Unit to be equipped with the following:
 - 4.10.18.1 Tail Gate Packer Cylinder: 4" Bore, 2" Rod.
 - 4.10.18.2 Link Cylinders: 4.5" Bore, 2" Rod.
 - 4.10.18.3 Hydraulic Tank: The tank shall hold a minimum of 50 gallons.
- 4.10.19 **REAR STEPS:** Rear steps shall be mounted on both street side and curb side of the body and shall be located where the driver can see personnel from wither rear view mirror. Steps shall also include hand holds.
- 4.10.20 **BODY LIGHTING:** All body lighting for Hopper Work Light, Strobe lights and Brake/Turn indicators shall be LED. Amber strobes lights shall be mounted on the top light bar only. NO EXCEPTIONS.
- 4.10.16 **SAFETY:** Unit to be equipped with a Electronic Back up alarm, triangle kit, 5 lb fire extinguisher, and all safety markings/decals per DOT regulations

4.11	ITEM	QUANTITY	DESCRIPTION
	9	11 Each	End Dump 15K Trailer
4.11.1	TRAILER: Must be standard production model.		

- 4.11.2 FRAME: Hi-Tensile steel I-beam, 18" main frame, 9" front section, 78" long, 42 ½" wide and minimum 24 feet in length.
- 4.11.2 SIDES: Minimum ¼" AR-450, 52" full steel side height for 30 cubic yard capacity.
- 4.11.4 BODY SHELL: Minimum ¼ " AR 450 abrasion resistance steel. (Front, sides, rear tail gate).
- 4.11.5 TAIL GATE: Top hinged, air lift, ¼ " AR 450 abrasion resistance steel.
- 4.11.6 SUSPENSION: 50,000 lb. Single point spring suspension. Hubs to be 10 stud hub piloted, steel with 11R-22.5 tires on steel, 10-hole hub piloted wheels.
- 4.11.7 HAULING CAPACITY: Minimum 30 cubic yard.
- 4.11.8 HOIST: Standard hoist with dog house.
- 4.11.9 LIGHTING: All lighting and reflectors will meet D.O.T. and Texas State Standards. Reflectors shall be attached with mechanical fasteners. LED Strobe lights shall be installed on the front and rear of trailer. LED Strobe lights and light assemblies on the rear of the trailers shall be shielded to prevent damage.

4.12	ITEM	QUANTITY	DESCRIPTION
	10	6	Semi-Trailer, Pusher Rear Ejection, Brush Trailer

- 4.12.1 SPECIFICATION: Semi-Trailer, rear ejection, horizontal discharge. Trailer length 37' minimum and 39' maximum. Trailer height, measured from the ground to the highest point of the trailer side rails, must not exceed 138 inches (+/- 2"). Sides to be minimum 10-gauge steel with vertical posts on 24 inch centers. Trailer length must not exceed 36 feet. A lockable, water tight, toolbox, approximately 18-inches high, 18-inches deep and 20-inches wide, shall be securely mounted to right side of the body.
- 4.12.2 EJECTOR: Entire load to be ejected by a push plate that is to be driven by a ejector cylinder that is double acting, 5-stage minimum with center support. Push plate to have replaceable steel shoes and be guided along a 6" car or ship channel track, minimum 15.3 to 16.3-lbs. System must be designed and capable of ejecting entire load in two and one-half (2 1/2) minutes or less. All hydraulic components including cylinders, seals, and connections shall be covered under a five (5) year unlimited warranty from in-service date. Ejector cylinder shall be made available by vendor to the City of San Antonio within 48 hours of part request during and after warranty period.
- 4.12.3 TAILGATE: "Barn door" type, hinged at right side of tailgate allowing tailgate to swing out fully to right side of trailer. Four hinges evenly spaced from top to bottom, with minimum ½" hinge pins. Heavy-duty provisions to secure door in full open position against body side required. Tailgate to be manufactured of minimum 10-gauge steel with boxed type reinforcements on all sides with basic sheet wrapped over top and under bottom. Base section must be sloped to form a dirt-free self-cleaning edge. A positive firm locking latch, which can be operated from ground level, will be used to secure the doors in the closed position. Minimum three (3) each, ratchet type cam locks, to be installed on left side of door to ensure proper door closure. Design of door must include support of door on body platform instead of sides when doors are closed. All hinges will have Zert fittings to facilitate lubrication. Metal alignment ramp will be attached to aid in closing door.
- 4.12.4 WHEELS AND BRAKES: Dual wheel, dual axle, eight wheels, system compatible to GVWR of vehicle. Brakes to be full air ABS with automatic slack adjusters and must meet or exceed D.O.T. requirements for rated GVWR. Wheels to be 10-stud hubs, outboard uni-mount drums with 11R x 22.5 minimum, load range H, 16 ply rating steel belted radial tires self-cleaning lug design installed.
- 4.12.5 LIGHTING: All lighting and reflectors will meet D.O.T. requirements. Reflectors shall be attached with mechanical fasteners. Stop lights, turn signals, marker and clearance lights shall be LED-type and mounted to reduce the possibility of damage from contact with brush. Four (4) strobe lights to be installed on the rear of the trailer in each corner. Strobe lights on trailer and tractor will be wired to operate whenever the ignition switch is on with no switch in the cab. Conspicuity tape markings will be installed on both sides and across the rear of the trailer. Strobe lights on trailer and tractor will be operated by a single switch in cab.

- 4.12.6 **LANDING GEAR:** Two-stage crank telescopic landing gear with minimum load capacity of 80,000-lbs. and lift capacity of 40,000-lbs. minimum, to include minimum 12"X12" landing gear pad. Landing gear shall have a minimum clearance of 18 inches when in the stored or "up" position
- 4.12.7 **BODY COVER ASSEMBLY:** Tarp system to be Pull Tarps, Universal Super Shield Automated Arm System, part number S9EL, with steel arms, or equal. Motor to be mounted in the "down" position. A weather proof control panel, with a minimum 25-amp auto-reset breaker, to operate tarp system will be located in conjunction with the hydraulic controls and shall not be more than 6ft off the ground. Controls to operate the tarp system will not be placed in the cab of the tractor. Tarp material to be Pull Tarps Combo Mesh, or proven equal.
- 4.12.8 **AXLE/SUSPENSION:** Dual / Tandem axle minimum 34,000 pound capacity with spring suspension containing leaf springs. Axles shall all be mounted a uniform distance from rear of the trailer.

4.13	ITEM	QUANTITY	DESCRIPTION
	11	1 Each	Tri Axle Low Boy Trailer

- 4.13.1 **HAULING CAPACITY:** 110,000 lbs. minimum payload on any 16 ft. of deck. Trailer weight minimum 22,000 lbs., maximum weight of 24,000 lbs
- 4.13.2 **CONSTRUCTION:** High tensile strength steel with minimum 100,000 psi yield strength. Fully cambered 4 beam design with tapered front for maximum 8 degree climb angle. Full width cross members on 20 inch centers.
- 4.13.3 **DIMENSIONS:**
- a). Deck Width..... 108 inches maximum
 - b). Deck Height..... 22 inches maximum when loaded
 - c). Deck Clearance..... 6 inches minimum when loaded
 - d). Overall Length..... 54-1/2 feet maximum.
 - e). Deck Length..... 24 feet minimum, unobstructed.
 - f). Rear deck length..... 13.5 feet minimum, unobstructed
- 4.13.4 Hydraulic removable gooseneck with a minimum hydraulic lifting travel height of 30 inches. Removable King pin with dual settings of 84 inch and 108 inch. Non-ground engaging design.
- 4.13.5 **DECK:** Floor to be full width 1-1/2 inch apitong or oak on main deck between beams, rear ramp and rear deck. Secured with recessed self-taping screws or bolts. Ramp climb angle to rear deck to be maximum of 18 degrees with side steel members integral to main deck and rear deck allowing functional tie-downs. Roller stops at rear of deck. Swinging/removable 12 inch outriggers (without planks) with double hook-on outriggers at front of deck. Flip over "wide load" sign at the rear deck.
- 4.13.6 **TIE-DOWNS:** Minimum of 6 tie-down D-rings on main deck on each side. One tie-down D-ring on each side of deck ramp. One tie-down D-ring on each bolster. Two tie-down D-rings on rear of trailer. Tie downs to be equally spaced at corresponding dimensions on both sides.
- 4.13.7 **TIRES & WHEELS:** Twelve (12) 255/70R22.5 (H) 16 PR tubeless radials on hub piloted wheels with outboard seals. Minimum 8.25 x 22.5 steel disk wheels. Rubber mud flaps at rear wheels. Trailer to be delivered with one spare tire and wheel.
- 4.13.8 **BRAKES:** 16-1/2 inch by 7 inch air brakes minimum. Automatic slack adjusters.
- 4.13.9 **SUSPENSION:** Air ride suspension with combined axle capacity of 67,500 lbs. Rear (3rd) axle to be air lift. Manual 6 inch (+3"/-3") travel adjustment with air exhaust valve.
- 4.13.10 **RAMPS: (front)** Two (2) flip ramps, wood filled. Split aluminum center ramps with ramp trays on sides of gooseneck.
- 4.13.11 **POWER:** Minimum 13 hp engine recessed within gooseneck for hydraulic power to twin lift cylinders, and plumbing to allow optional quick-connect use of tractor wet kit.

4.13.12 **ELECTRICAL SYSTEM:** LED sealed lighting with amber strobes and flasher kit with rechargeable battery for marker light circuit. 7-way ATA plug.

4.13.13 **PAINT:** Shot blasted, primed and urethane black yellow or red paint. Heat cured.

4.14 ITEM QUANTITY DESCRIPTION

12 1 Each 15 Ton Trailer

4.14 .1 **HULING CAPACITY:** not less than 50 mph over improved roads.

4.14 .2 **CONSTRUCTION:** Main frame, tongue, and ramps shall be constructed for high tensil strength steel, all welded construction with adequate size rails, cross members., designed for load specified.

4.14 .3 **DIMENSIONS:**

Width	Maximum 96"
Height	Maximum 37"
Overall Length	Maximum 32', Minimum 27'
Deck Length	18' 6" to 22'
Dovetail	5' 6" (approximately)
Tongue	6' (approximately)
Ramps	5' 6" (approximately)

4.14 .4 **TONGUE:** Shall be straight through type with suspension attached to the tongue frame for direct pull with an adjustable lunette eye (Holland #1250-15 or approved equal) from tongue hitch. To be bolted on with grade 9 bolts (5/8" minimum). One fourth (1/4") plate shall be welded to underside of tongue to form a tote tray and have drainage holes. Unit shall have a 10% minimum weight on tongue with trailer empty or loaded. Maximum tongue weight not to exceed 15%.

4.14 .5 **DECK-OVER:** Deck-Over wheel type deck with 12° dovetail. Floor to be 2" minimum rough oak firmly secured to frame members with recessed bolts or screws. There shall be twelve (12) tie down rings, six (6) to each side of trailer installed approximately four feet (4') apart. Rings to have an inside diameter big enough to accept ½" hook and chains (D ring type) and have a rod diameter of ¾". Two (2) 12,000 lb. drop leg jacks to be installed outside tongue on the left and right sides of tongue and positioned in front of deck as low as possible. Pipe used to connect jacks to be below deck level and protected with angle iron front and bottom. Handle for operating jacks to be installed on passenger side of trailer. Two (2) steps 3/8" x 12" x 17" shall be on the left front and right rear of trailer. One handle on left front and two handles of 5/8" x 60" cold roll shall be at the steps. Height of handles to be approximately 25".

4.14 .6 **TIRES:** 8.25 x 15 load range G or equal

4.14 .7 **BRAKES:** Full air brakes, minimum 12-1/4" x 7-1/2" with break-a-way system.

4.14 .8 **SUSPENSION:** Hatch H-7000 multi-point spring or equal. Tandem axles to be standard Forge A-2ZS or equal.

4.14 .9 **RAMPS:** Two (2) , approximately 5'6" long, 12 degree fold over, self supporting type with double hinge points. Adjustable loading width from 96" to approximately 24". Ramps to be manufactured of 80,000 PSI, high tensil steel compatible to trailer hauling capacity. Maximum lifting weight to be 60 lbs. when ramps are lifted to place in travel position. Ramp assist springs may be used.

4.14 .10 **ELECTRICAL SYSTEM:** to be color coded and protected in conduit. Class A dual stop tail-lights and turn indicating lights, license plate lights and rear identification lights. Reflectors on sides and rear. Electrical system to have automotive reset circuit breakers. Male trailer plug (Cole Hersey 6 pole 76P) to be on end of trailer wire that plugs into truck. Lights to be recess mounted at rear of trailer deck. Trailer to have breakaway switch with wet cell battery. Protection plate to be bolted over battery top. All safety laws and regulations covering trailers of this class to be complied with.

4.15 ITEM QUANTITY DESCRIPTION

13

1 Each

Cab and Chassis, Minimum GVWR 26,000 lbs. with 84" useable cab to axle, 35' Hi-Ranger Aerial Lift & Service Body

- 4.15.1 TRUCK: Standard cab, two door with cab grab handles, tilt hood, and fenders. ✓
- 4.15.2 ENGINE: Diesel, minimum 240 H.P., 605 ft. lb. of torque at manufacturers recommended RPM, with engine oil cooler and full flow spin on oil filter. ✓
- 4.15.3 TRANSMISSION: Minimum Allison 2500 RDS, or proven equal. ✓
- 4.15.4 REAR AXLE: Minimum 17,500 lbs., single speed, ratio geared to attain 65 mph +/- 2 mph, equipped with hub piloted steel hubs, out-board mount type brake drums. Stemco (or equal) oil rear seals. ✓
- 4.15.5 FRONT AXLE: Minimum 8,500 lbs., equipped with hub piloted steel hubs, out-board mount type brake drums with Stemco (or equal) front wheel visible cap bearing oiler. Front shock absorbers to be heaviest duty available for specified axle. ✓
- 4.15.6 SUSPENSION: Equipped with manufacturer's heavy duty suspension applicable to axle ratings and overall gross vehicle weight ✓
- 4.15.7 WHEELS AND TIRES: Wheels to be 10 hole hub piloted steel disk wheel, minimum 11R-22.5 steel belted tubeless radials, minimum load range H tires. Front tires to be conventional tread. Rear dual wheel application to be on-off, self-cleaning, lug design. ✓
- 4.15.8 BRAKES: Full air, S-cam type, manufacturer's heavy duty brake shoes, spring set parking brakes. Front and rear Rockwell or equal, automatic slack adjusters. Minimum 13 CFM compressor, Midland Pure Air Plus Dryer Model DA33100 or equal with automatic drain valves Model KN24000 or equal on all tanks. Spring set parking brakes on both rear axles. All brake drums to be cast iron. Brake linings to be non-asbestos. Quick connect couplings to be located in a protected area near the front bumper. Couplings will not be mounted to the bumper. Female coupling ½" Milton M Type or approved equal to air tanks.. ✓
- 4.15.9 STEERING: Integral power steering. ✓
- 4.15.10 FUEL SYSTEM: To be equipped with under cab minimum 50 gallon left and right hand tanks. Right hand tank to be step type, left hand tank may be step or frame type not to extend more than 4" behind cab. Fuel filtration system to include primary and secondary type fuel filters with automatic water separator. ✓
- 4.15.11 COOLING SYSTEM: Largest capacity radiator with automatic viscous fan. ✓
- 4.15.12 **UNIT TO BE EQUIPPED WITH THE FOLLOWING ADDITIONAL EQUIPMENT:**
- 4.15.12.1 Two (2) air horns. ✓
 - 4.15.12.2 Integral power steering. ✓
 - 4.15.12.3 Turn indicators, front and rear, stop and tail lights. ✓
 - 4.15.12.4 Deleted
 - 4.15.12.5 Tachometer. ✓
 - 4.15.12.6 Adjustable steering column. ✓
 - 4.15.12.7 Cigar lighter/Power port for use with cell Phone ✓
 - 4.15.12.8 Water temperature, oil pressure, tachometer and volt or amp gauges. ✓✓
 - 4.15.12.9 DOT reflector flare kit. ✓
 - 4.15.12.10 Back up alarm. ✓
 - 4.15.12.11 Minimum AM/FM radio. ✓
 - 4.15.12.12 5 lb. fire extinguisher. ✓
 - 4.15.12.13 Fixed interval wiper control with windshield washer. ✓
 - 4.15.12.14 Tinted glass. ✓
- 4.15.13 FRAME: Minimum 50,000 PSI rail, 900,000 RBM ✓
- 4.15.14 EXHAUST SYSTEM: Muffler and exhaust system to be horizontally mounted. ✓
- 4.15.15 ELECTRICAL: Minimum 1800 CCA Battery and minimum 130 amp alternator ✓

- 4.15.16 **VEHICLE TO BE EQUIPPED WITH TWO (2) FRONT TOW HOOKS INSTALLED ON FRAME AND STRENGTHENED SUFFICIENTLY TO LIFT, PULL, AND TOW TRUCK.**
- 4.15.17 **SPECIFICATIONS 12' PLATFORM/ FLATBED**
- 4.15.17.1 LENGTH: Twelve feet (12')
 - 4.15.17.2 WIDTH: Ninety inches (90").
 - 4.15.17.3 LONGITUDINAL SILLS: Minimum four inch (4") channel, 5.6 pound, high strength steel
 - 4.15.17.4 CROSS SILLS: Minimum four inch (4") formed box channel of "C" section high strength steel, eleven (11) gauge. All cross sills to be welded to longitudinal sills on all sides.
 - 4.15.17.5 SIDES AND END RAILS: Five inch (5") deep, minimum eleven (11) gauge, with built in box type stake pockets
 - 4.15.17.6 FLOOR: Minimum three sixteenths inch (3/16"), steel tread plate with floor welded to cross members, or minimum one eighth inch (1/8") steel tread plate with a minimum of five (5) floor support long sills, formed of twelve (12) gauge steel channel.
 - 4.15.17.7 LIGHTS: Two (2) amber reflectors; four (4) red reflectors; two (2) combination stop and turn signal lights; four (4) clearance lights (mounted on left and right rub rails), all required to meet State inspection requirements.
 - 4.15.17.8 MUD FLAPS: Mud flaps manufactured of a rubber base material are to be installed on both sides of vehicle, front and rear of rear tires. Front mud flaps to have anti-sail device. Mud flaps to be minimum one point five (1.5) pounds per square foot and plain black without identifying markings.
 - 4.15.17.9 CAB PROTECTOR: To be manufactured of minimum two inch (2") by two inch (2") minimum eleven (11) gauge steel box tubing. Protector to be cab width and four inches (4") above cab height. Sides of protector to be angled to conform to cab contour (approximately) and extend four inches (4") above top vertical brace. Two (2) vertical, evenly spaced, center supports of minimum two inch (2") by two inch (2") square box is required. Three (3) horizontal braces, one (1) top, one (1) center, and one (1) bottom of frame between vertical braces, using minimum two inch (2") by two inch (2") steel box tubing. Entire protector to be covered from cab side with one inch (1") raised pattern expanded metal (minimum twelve (12) gauge) and welded securely to frame. Wire mesh must extend from top of frame to the platform floor. Protector to be welded to platform. Cab protector to be painted with Automotive Black Enamel.
 - 4.15.17.10 FOLD DOWN TAILGATE: Tailgate to be sixteen inches (16") high and bed width manufactured of minimum ten (10) gauge steel. Gate upper lip and ends to have a minimum of one and a half inch (1-1/2") roll edges. Two (2) vertical braces minimum one inch by two inch (1" X 2") channel will be installed in center of gate, each evenly spaced from outer ends. Hinges and pins (minimum four (4) each will be installed below platform level and manufactured of minimum four inch by half inch (4" X 1/2") pins and appropriate size retainers. Post manufactured of minimum two inch by two inch by one quarter inch (2" X 2" X 1/4") boxed steel and will be firmly welded to the platform floor to serve as tailgate retainers and stop when gates are closed. A chain type securing device to be provided that holds tailgates in the closed position.
- 4.15.18 **SPECIFICATION AERIAL LIFT WITH SERVICE BODY:**
- 4.15.18.1 The aerial Lift must have a minimum height of 35 ft. from the ground to the bottom of the basket, i.e. 40 ft. working height based on a standard frame height of 40 inches. The horizontal reach, from the centerline of rotation to the edge of basket, must not be less than 20ft. when the lower boom is at maximum elevations. The utility body must be an open-type suitable for use with an aerial basket unit of this size, and must be in compliance with the listed body requirements

- 4.15.18.2 The complete unit, aerial lift and utility body, must be furnished with the following equipment and must meet the following minimum requirements-
- 4.15.18.3 The aerial lift unit must be mounted on the truck's frame on the longitudinal centerline of the truck directly behind driver's cab. The aerial lift unit must not depend on the body for support when the basket is not in the stowed position. The lift supplier must reinforce the truck's frame to meet the requirements of this unit.
- 4.15.18.4 The aerial unit must be equipped with a torsion bar stabilizer. In addition, the aerial unit must be equipped with at least one hydraulically actuated outrigger on each side of the truck behind the cab. The outriggers must be the H-Frame type or modified A-frame type, must not obstruct the bed floor space, and must be capable of leveling and stabilizing the unit. Each outrigger must have an individual control. The outriggers must not extend beyond the truck when retracted. Each two (2) outriggers must have a warning light on the dash of the truck's cab, wired to come-on whenever the outriggers have traveled approximately 2" from the retracted position (i.e. light on = set and light off = retracted). The outriggers' control must have ¼ -turn type shut-off needle valves located next to the control valves. The outriggers' control and shut-off valves must have visible directional labels (i.e. up-down and open-closed). The outriggers must be equipped with locks which will hold them in the retracted position and prevent them from settling.
- 4.15.18.5 The aerial unit must be equipped with outriggers' interlock down limit feature, which prevent the operation of the booms until the outriggers are no more than 12" away from the ground level i.e. the aerial unit must be operative if the outriggers are within the range of 12" away from the ground
- 4.15.18.6 The pedestal-mounted turntable must have 360 degree continuous rotation
- 4.15.18.7 The upper boom must be made of non-conducting material, such as fiberglass, and must be tested and certified for 69 KVAC rating minimum. The construction, testing and certification of the upper boom must meet and be in accordance with the latest ANSI A92.2 requirements. The basket's end of the upper boom must have a D-ring to attach the safety belt and lanyard. There must be no exposed metal structures at the basket or at the top end of the upper boom. The lower boom must have an insulated fiberglass insert; the insert must be insulated for 50 KVAC minimum
- 4.15.18.8 The aerial lift unit must have a center-mounted two-man basket. The inside dimensions of the basket should be approximately 24" x 38" x 42" deep. The basket must be insulated for 30 KVAC minimum through all sides and bottom. The basket lip must not be drilled for an "eye-bolt" installation for the purpose of holding either the safety belt or the basket cover. The basket must be maintained in a leveled position by a positive leveling system; gravity leveling systems will not be acceptable. The basket must be provided with a removable liner insulated for 50 KVAC minimum through all sides and bottom. The basket must be furnished with a waterproof canvas cover for the basket opening. The basket must have a minimum safe working capacity of 400 lbs.(without liner installed) minimum in all positions. The basket must have two (2) foot supports on the outside portion of the basket, for the purpose of entering into the basket. The supplier must furnish a lower boom hold-down (lock) at the boom rest and an upper boom tie-down. The aerial lift must be manufactured in accordance with the latest American National Standard Institute (ANSI) specifications.
- 4.15.18.9 The aerial lift unit must be actuated by a hydraulic system with the following minimum requirements: Power for hydraulic system must be obtained from a transmission mounted power take off with a close coupled (direct mount) hydraulic pump installed. Pump to be rated at manufactures recommended GPM and PSI and be air controlled. Power take off to be Chelsea 381XSBox-A3XR or equal with shift controls. And indicator light must be dash mounted to indicate when power take off is engaged
- 4.15.18.10 The hydraulic system must have filtration as recommended by the aerial lift manufacturer. The installation of the hydraulic lines must be in a manner and location as to provide complete accessibility to the hydraulic connections. Any material which are not furnished by the aerial lift's manufacturer, such as hydraulic tank, etc., must be provided by the supplier, and must be of first class design and manufacture

- 4.15.18.11 Integral holding valves must be provided on all cylinders to hold the booms in position in the case of hydraulic line and/or pressure failure. Means of manual bleed-off must be provided with the holding valves. The holding valves must be located at the cylinders.
- 4.15.18.12 A single-lever control handle must be provided at the basket for rotation and operation of the upper and lower booms. The aerial lift controls must be completely recessed at all boom positions or be protected with a guard. A multi-lever set of controls must be installed at the pedestal of the aerial lift unit and must control the same movements and in every case override the controls that are located at the basket, i.e. regardless of the position of the controls at the basket, the basket may be moved in any desired direction by using the controls located at the pedestal. The controls must be designed in a manner requiring two (2) independent actions to be initiated by the operator prior to movement of the aerial basket; both independent actions must be incorporated in the same single-lever control handle. All controls must be of the type which automatically return to the neutral position whenever released. All movements of the aerial lift must be executed with immediate and full response without depending on any other operation of the aerial lift to keep the hydraulic system up.
- 4.15.18.13 The solenoid to power the aerial unit must be set-up on a separate electrical circuit from other functions such as boom warning lights, outriggers warning lights, etc. This solenoid must be switch activated, i.e. whenever the aerial unit is ready to be operated. The switch must be located, and labeled inside the cab within easy access to the operator.
- 4.15.18.14 Aerial lift units that are equipped with closed-center hydraulic systems must have an automatic engine throttle that controls the engine's speed between idle and maximum pump speed, as specified by the pump manufacturer according to the demand of the hydraulic system. The throttle control arrangement must not produce erratic basket operation.
- 4.15.18.15 Aerial lift units that are equipped with open-center hydraulic systems must have two (2) insulated 2-speed throttle controls; one (1) such control must be located at the baskets controls and another such control must be located near the outriggers' controls, so that the operator can select either engine idle speed or maximum pump speed. The throttle control arrangements must not produce erratic basket operation.
- 4.15.18.16 The supplier must install a high-pressure hydraulic line terminated in two (2) quick couplers at the basket. Supplier must also install a hydraulic return line with 2 quick couplers at the basket. Quick couplers at the basket must not project above the top surface of the boom when the upper boom is in the stored position, and must all be "male" type. Coupling on both pressure and return lines must fit the "Hansen, Series 3HK, Part #3-H21" sockets. This system must utilize the same pump that drives the aerial basket, but the supply at the quick coupling must not be greater than 2000 PSI and six (6) gallons per minute and must not be less than 1500 PSI and four (4) gallons per minute. The supplier must also furnish a hydraulic regulator suitable for use in and located in the basket to provide the pressure and volume specified above automatically, but be adjustable for varying tool requirements. This system will be used to power hydraulic hand tools, either in the basket or on the ground.
- 4.15.18.17 The fully assembled aerial lift unit must meet the additional following minimum requirements: Unit must have an electric powered emergency lowering system. The lowering system must include a pump, motor and all necessary equipment to make it complete and fully operational. Assembled unit must be insulated for 69 KVAC minimum from basket's end of upper boom to elbow's end of upper boom. This insulation valve must include the boom and any and all control circuits, leveling devices, and auxiliary circuits or devices in or on the upper boom. Distance from the highest point on the assembled unit to the ground, in the stowed travel position, must not exceed 12 ft., based on 40" chassis frame height.

4.15.19 SPECIFICATIONS UTILITY BODY

- 4.15.19.1 Dimensions: Length- approximately 134" Width – approximately 94" Compartment depth- approximately 20" Floor width – approximately 54".
- 4.15.19.2 Compartments: Three vertical and one horizontal compartment in center on street side. Two vertical and one horizontal compartment in center, plus a minimum 18" wide personnel access opening at

front of body on curb side. Opening to have a minimum of 2 steps from lower side of body to floor level manufactured of minimum 10 gauge tread plate. Vertical compartments must have a minimum of 2 adjustable shelves for compartment on adjustable shelf supports. Horizontal compartments must each have pull-out type gasket trays on full extension drawer slides and one tray per side with adjustable dividers for bottom of compartment. All doors must be sealed with weather-proofing material, be double panel type (minimum 20 gauge H.T.) and have rust proof paddle lock handles. One key must operate all locks. All vertical doors must have a positive door holder to retain doors in the open position when necessary.

- 4.15.19.3 Body-All steel, all welded. Load area is to be reinforced on all inside walls with minimum 10 gauge safety tread plate. Top of compartments to be reinforced with minimum 3/16" safety tread plate. Crossmembers must be made of minimum 4" – 5.4# structural channel or equal. Front and rear crossmembers must be minimum 4" x 2" x 11 gauge rectangular tubing or equal. Units must have mud flaps for dual wheels. Unit to be painted to match white cab and chassis. Rear Bumper- Step type, heavy-duty, minimum 3/16" gauge safety walk plate steel. Minimum 12" deep and body width.
- 4.15.19.4 Lighting requirement: Furnish all lighting required by D.O.T., including the following: Directional lights mounted on rear of body. Simultaneous flasher is provided on cab and chassis; wire body to accommodate this feature. Clearance lights as required by law. Two stop and tail lights, license plate light (6) reflectors.
- 4.15.19.5 Cab Guard: Must be manufactured to cover the entire cab of the vehicle from the front bumper to a minimum of 3" behind the vehicle cab and the cab width. Frame is to be a minimum of 2" structural square tubing with minimum 3/16" walls. 2" schedule 80 pipe, with minimum .218" walls may be used instead of square tubing. Design must allow for full opening of the vehicle hood to service engine. Frame to be re-inforced and overlaid with expand metal (3/4" No.9) installed with the diamond design perpendicular to the longitudinal axis of the truck. When completed, the guard must be capable of withstanding the weight of two 200 lb. men working side by side on the guard. Guard must be firmly bolted to the front bumper and truck frame behind the cab. Portion of guard behind the truck cab must also be re-inforced (both vertically and horizontally) and covered with the expanded metal mentioned above from the frame of the truck to the top of the guard. All re-inforcing braces for the top and rear of cab guards must be of the same material as used for the frame and must be installed at not more than 24" centers and form a 2' square patterns over the entire structure.
- 4.15.19.6 Warning Lights: Install two emergency warning lights on top of cab guard at front of cab guard (one each side). Lights to be two sealed beam type rotating beacon with yellow domes (Grate 76223 or equal). Each light is to be protected by a removable expanded metal shield which covers the entire assembly. On/Off switches to be dash mounted. Each unit is to be fused in accordance with manufacturer's recommendation.
- 4.15.19.7 Water Can Bracket: Bracket to have 14" base and be 14" high. Bracket to be mounted over front right vertical compartment.
- 4.15.19.8 Backup Alarm: An electrical backup alarm will be installed at rear of vehicle Alarm will meet OSHA standards.
- 4.15.10.9 Additional Equipment: A travel cradle/support as recommended by the equipment manufacturer must be provided to anchor the lift arm while in the travel mode. Successful bidder will furnish and install all necessary steps ladders and/or grab handles to provide easy and safe access to the basket and inner portions of the utility body. Warning lights are required on the vehicle dash which will be wired to illuminate whenever the upper and/or lower boom is out of the travel mount.

005 - SUPPLEMENTAL TERMS & CONDITIONS

Original Contract Term.

This contract shall begin upon the effective date of the ordinance awarding the contract, or date specified in the award letter if this contract does not exceed \$50,000. This contract shall terminate upon completion of all work described herein or delivery of all goods ordered, as applicable.

Liquidated Damages for Delay:

The parties agree that the actual damages that might be sustained by the City by reason of the breach by Vendor of its covenant to make delivery within the time specified herein, is uncertain and would be difficult of ascertainment, and that the sum of \$100.00 per day per unit for each day that delivery is late would be a reasonable compensation for such breach. Vendor hereby promises to pay, and City hereby agrees to accept, such sum as liquidated damages, and not as a penalty, in the event of such breach. Furthermore, the parties agree that City may withhold said liquidated damages from any payments due to Vendor hereunder. If Vendor's delay exceeds 30 days, City may, at its option, elect to terminate this contract in whole or in part. In such event, City may pursue actual damages, rather than applying this liquidated damages provision.

Change Orders.

Notwithstanding anything stated to the contrary in Section 006 – General Terms & Conditions, in order to comply with Texas law governing purchases made by municipalities, the following rules shall govern all change orders made under this contract.

Any change orders that become necessary during the term of this contract as a result of changes in plans, specifications, quantity of work to be performed, materials, equipment or supplies to be furnished must be in writing and conform to the requirements of City Ordinance 2011-12-08-1014, as hereafter amended.

Any other change will require approval of the City Council, City of San Antonio.

Changes that do not involve an increase in contract price may be made by the Director.

No oral statement of any person shall modify or otherwise change, or affect the terms, conditions or specifications stated herein.

Insurance.

Prior to the commencement of any work under this Agreement, Vendor shall furnish copies of all required endorsements and completed Certificate(s) of Insurance to the City's Finance Department-Purchasing Division, which shall be clearly labeled "Purchase of Medium and Heavy Duty Trucks and Trailers" in the Description of Operations block of the Certificate. The Certificate(s) shall be completed by an agent and signed by a person authorized by that insurer to bind coverage on its behalf. City will not accept a Memorandum of Insurance or Binder as proof of insurance. The certificate(s) must have the agent's signature and phone number, and be mailed, with copies of all applicable endorsements, directly from the insurer's authorized representative to City. City shall have no duty to pay or perform under this Agreement until such certificate and endorsements have been received and approved by City's Finance Department-Purchasing Division. No officer or employee, other than City's Risk Manager, shall have authority to waive this requirement.

City reserves the right to review the insurance requirements of this Article during the effective period of this Agreement and any extension or renewal hereof and to modify insurance coverages and their limits when deemed necessary and prudent by City's Risk Manager based upon changes in statutory law, court decisions, or circumstances surrounding this Agreement. In no instance will City allow modification whereby City may incur increased risk.

A Vendor's financial integrity is of interest to City; therefore, subject to Vendor's right to maintain reasonable deductibles in such amounts as are approved by City, Vendor shall obtain and maintain in full force and effect for the duration of this Agreement, and any extension here of, at Vendor's sole expense, insurance coverage written on an occurrence basis, unless otherwise indicated, by companies authorized to do business in the State of Texas and with

an A.M Best's rating of no less than A- (VII), in the following types and for an amount not less than the amount listed below:

TYPE	AMOUNTS
1. Workers' Compensation	Statutory
2. Employers' Liability	\$500,000/\$500,000/\$500,000
3. Broad form Commercial General Liability Insurance to include coverage for the following: a. Premises operations b. Independent Contractors c. Products/completed operations d. Personal Injury e. Contractual Liability f. Damage to property rented by you	For Bodily Injury and Property Damage of \$1,000,000 per occurrence; \$2,000,000 General Aggregate, or its equivalent in Umbrella or Excess Liability Coverage \$100,000
4. Business Automobile Liability a. Owned/leased vehicles b. Non-owned vehicles c. Hired Vehicles	Combined Single Limit for Bodily Injury and Property Damage of \$1,000,000 per occurrence

Vendor agrees to require, by written contract, that all subcontractors providing goods or services hereunder obtain the same insurance coverages required of Vendor herein, and provide a certificate of insurance and endorsement that names Vendor and City as additional insureds. Vendor shall provide City with said certificate and endorsement prior to the commencement of any work by the subcontractor. This provision may be modified by City's Risk Manager, without subsequent City Council approval, when deemed necessary and prudent, based upon changes in statutory law, court decisions, or circumstances surrounding this agreement. Such modification may be enacted by letter signed by City's Risk Manager, which shall become a part of the contract for all purposes.

As they apply to the limits required by City, City shall be entitled, upon request and without expense, to receive copies of the policies, declaration page, and all endorsements thereto and may require the deletion, revision, or modification of particular policy terms, conditions, limitations, or exclusions (except where policy provisions are established by law or regulation binding upon either of the parties hereto or the underwriter of any such policies). Vendor shall be required to comply with any such requests and shall submit a copy of the replacement certificate of insurance to City at the address provided below within 10 days of the requested change. Vendor shall pay any costs incurred resulting from said changes.

City of San Antonio
Attn: Finance Department-Purchasing Division
P.O. Box 839966
San Antonio, Texas 78283-3966

Vendor agrees that with respect to the above required insurance, all insurance policies are to contain or be endorsed to contain the following provisions:

Name City, its officers, officials, employees, volunteers, and elected representatives as additional insureds by endorsement, as respects operations and activities of, or on behalf of, the named insured performed under contract with City, with the exception of the workers' compensation and professional liability policies;

Provide for an endorsement that the "other insurance" clause shall not apply to the City of San Antonio where City is an additional insured shown on the policy;

Workers' compensation, employers' liability, general liability and automobile liability policies will provide a waiver of subrogation in favor of City; and

Provide advance written notice directly to City of any suspension, cancellation, non-renewal or material change in coverage, and not less than ten (10) calendar days advance notice for nonpayment of premium.

Within five (5) calendar days of a suspension, cancellation or non-renewal of coverage, Vendor shall provide a replacement Certificate of Insurance and applicable endorsements to City. City shall have the option to suspend

Vendor's performance should there be a lapse in coverage at any time during this contract. Failure to provide and to maintain the required insurance shall constitute a material breach of this Agreement.

In addition to any other remedies City may have upon Vendor's failure to provide and maintain any insurance or policy endorsements to the extent and within the time herein required, City shall have the right to order Vendor to stop work hereunder, and/ or withhold any payment(s) which become due to Vendor hereunder until Vendor demonstrates compliance with the requirements hereof.

Nothing herein contained shall be construed as limiting in any way the extent to which Vendor may be held responsible for payment of damages to persons or property resulting from Vendor's or its subcontractors' performance of the work covered under this Agreement.

It is agreed that Vendor's insurance shall be deemed primary and non-contributory with respect to any insurance or self insurance carried by City for liability arising out of operations under this Agreement.

It is understood and agreed that the insurance required is in addition to and separate from any other obligation contained in this Agreement and that no claim or action by or on behalf of City shall be limited to insurance coverage provided.

Vendor and any subcontractors are responsible for all damage to their own equipment and/or property.

Incorporation of Attachments.

Each of the attachments listed below is an essential part of this contract, which governs the rights and duties of the parties, incorporated herein by reference, and shall be interpreted in the order of priority as appears below, with this document taking priority over all attachments:

Attachment A – Price Schedule

Attachment B – City of San Antonio Local Preference Program Forms

Attachment C – Supplemental Information Related to the State of Texas Conflict of Interest Requirement

Attachment D – Nondiscrimination Clause

Attachment E – Veteran-Owned Small Business Preference Program Tracking Form

Attachment F – Exhibit 1 - The Inspection Check List

006 - GENERAL TERMS & CONDITIONS

Electronic Bid Equals Original. If Vendor is submitting an electronic bid, City and Vendor each agree that this transaction may be conducted by electronic means, as authorized by Chapter 322, Texas Business & Commerce Code, known as the Electronic Transactions Act.

Delivery of Goods/Services.

Destination Contract. Vendor shall deliver all goods and materials F.O.B., City of San Antonio's designated facility, inside delivery, freight prepaid, to the address provided in this IFB or, if different, in the Purchase Order. Vendor shall bear the risk of loss until delivery. Freight charges will be paid only when expedited delivery is requested and approved in writing by the City. Vendor shall be responsible for furnishing necessary personnel or equipment and/or making necessary arrangements to off load at City of San Antonio facility, unless otherwise noted herein.

Failure to Deliver. When delivery is not met as provided for in the contract, City may make the purchase on the open market, with any cost in excess of the contract price paid by Vendor, in addition to any other direct, indirect, consequential or incidental damages incurred by City as a result thereof. In addition, Vendor may be removed from the City's list of eligible bidders.

Purchase Orders. Each time a City department wishes to place an order against this contract, it will issue Vendor a purchase order. Vendor must have the purchase order before making any delivery.

Acceptance by City. City shall have a reasonable time (but not less than 30 days) after receipt to inspect the goods and services tendered by Vendor. City at its option may reject all or any portion of such goods or services which do not, in City's sole discretion, comply in every respect with all terms and conditions of the contract. City may elect to reject the entire goods and services tendered even if only a portion thereof is nonconforming. If City elects to accept nonconforming goods and services, City, in addition to its other remedies, shall be entitled to deduct a reasonable amount from the price thereof to compensate City for the nonconformity. Any acceptance by City, even if non-conditional, shall not be deemed a waiver or settlement of any defect in such goods and services.

Testing. After award of contract, City may, at its sole option, test the product delivered to ensure it meets specifications. Initial testing shall be at City's expense. However, if the product does not to meet specifications, Vendor shall reimburse City for the costs of testing. City may withhold the cost of testing from any amounts owed to Vendor under this or any other contract, or invoice Vendor for same. If invoiced, Vendor shall pay City within 30 calendar days' of the invoice.

Warranty. A minimum of 90-days product guarantee or the manufacturer's standard commercial warranty, whichever is greater, shall apply to all products and/or services purchased under this IFB, unless otherwise specified in the Specifications/Scope of Services section of this IFB. This warranty shall provide for replacement of defective merchandise, parts, and labor, and shall include pick-up of the defective merchandise from City and delivery of the replacement(s) to the same location. The warranty shall be effective from the date of acceptance of the merchandise, or completion of the service, as applicable.

REJECTION OF DISCLAIMERS OF WARRANTIES & LIMITATIONS OF LIABILITY. ANY TERM OR CONDITION IN ANY DOCUMENT FURNISHED BY VENDOR, DISCLAIMING THE IMPLIED WARRANTY OF MERCHANTABILITY OR OF FITNESS FOR A PARTICULAR PURPOSE, OR ATTEMPTING TO LIMIT VENDOR'S LIABILITY SHALL BE OF NO FORCE OR EFFECT, AND SHALL BE STRICKEN FROM THE CONTRACT DOCUMENTS AS IF NEVER CONTAINED THEREIN.

Invoicing and Payment.

Address for Invoices. All original invoices must be sent to: City of San Antonio, Attn: Accounts Payable, P.O. Box 839976, San Antonio, Texas 78283-3976.

Information Required On Invoice.

All invoices must be in a form and content approved by the City. City may require modification of invoices if necessary in order to satisfy City that all billing is proper and pursuant to the terms of the contract. Invoices are required to show each City Purchase Order Number. Invoices must be legible. Items billed on invoices must be specific as to applicable stock, manufacturer, catalog or part number (if any). All invoices must show unit prices for each item being billed, the

quantity of items being billed and the total for each item, as well as the total for all items on the invoice. If prices are based on list prices basis, then the list prices, the percentage discount or percentage surcharge, net unit prices, extensions and net total prices must be shown. Prompt payment discounts offered shall be shown separately on the invoice.

Payment by City.

In accordance with the Texas Prompt Payment Act, City shall have not less than 30 days to pay for goods or services. Time for payment, including payment under discount terms, will be computed from the later of: (1) the date City receives conforming goods under the contract; (2) the date performance of the service under the contract is completed; or (3) the date City receives a correct and valid invoice for the goods or services. Payment is deemed to be made on the date of mailing of the check. Payment is made in US dollars only.

This provision shall not apply where there is a bona fide dispute between City and Vendor about the goods delivered or the service performed that causes the payment to be late, or where the invoice is not mailed to the address provided herein.

The payment amount due on invoices may not be manually altered by City personnel. Once disputed items are reconciled, Vendor must submit a corrected invoice or a credit memorandum for the disputed amount. City will not make partial payments on an invoice where there is a dispute.

NECESSITY OF TIMELY INVOICE / WAIVER OF PAYMENT. NOTWITHSTANDING THE FORGOING, THE CITY CANNOT PAY FOR ANY GOODS OR SERVICES WITHOUT AN INVOICE. VENDOR MUST INVOICE CITY NO LATER THAN 90 CALENDAR DAYS FROM THE DATE GOODS ARE DELIVERED OR SERVICES RENDERED. FAILURE TO SUBMIT AN INVOICE WITHIN SAID 90 DAYS SHALL NEGATE ANY LIABILITY ON THE PART OF CITY AND CONSTITUTE A **WAIVER** BY VENDOR OF ANY AND ALL RIGHT OR CLAIMS TO COLLECT MONEYS THAT VENDOR MAY RIGHTFULLY BE OTHERWISE ENTITLED TO FOR GOODS OR SERVICES PERFORMED.

The total price for all goods and/or services is shown on the Price Schedule. No additional fees or expenses of Vendor shall be charged by Vendor nor be payable by City. The parties hereby agree that all compensable expenses of Vendor are shown on the Price Schedule. If there is a discrepancy on the Price Schedule between the unit price for an item, and the extended price, the unit price shall govern.

Change Orders. In order to comply with Texas law governing purchases made by municipalities, the following rules shall govern all change orders made under this contract.

Any change orders that become necessary during the term of this contract as a result of changes in plans, specifications, quantity of work to be performed, materials, equipment or supplies to be furnished may be approved by the Director, provided that such change orders:

- are made in writing, signed by the Director;
- do not involve an increase or decrease in contract price of more than \$25,000; and
- sufficient funds have already been allocated by City or are available to the Director to cover any increase in contract price.

Any other change will require approval of the City Council, City of San Antonio.

Changes that do not involve an increase in contract price may, however, be made by the Director.

No oral statement of any person shall modify or otherwise change, or affect the terms, conditions or specifications stated herein.

Termination.

Termination-Breach. Should Vendor fail to fulfill in a timely and proper manner, as determined solely by the Director, its material obligations under this contract, or violate any of the material terms of this contract, City shall have the right to immediately terminate the contract in whole or in part. Notice of termination shall be provided in writing to Vendor, effective upon the date set forth in the notice. City may, in City's sole discretion, provide an opportunity for Vendor to cure the default. If City elects to offer an opportunity to cure, City shall provide notice to Vendor specifying the matters in default and the cure period. If Vendor fails to cure the default within the cure period, City shall have the right, without further notice, to terminate the contract in whole or in part. Such termination shall not relieve Vendor of any liability to the City for damages sustained by virtue of any breach by Vendor.

Termination-Notice. City may terminate this contract, in whole or in part, without cause. City shall be required to give Vendor notice ten days prior to the date of termination of the contract without cause.

Termination-Funding. City retains the right to terminate this contract at the expiration of each of City's budget periods. This contract is conditioned on a best efforts attempt by City to obtain and appropriate funds for payment of any debt due by City herein.

Termination by City may be effected by Director, without further action by the San Antonio City Council.

Independent Contractor. Vendor covenants and agrees that it is an independent contractor and not an officer, agent, servant or employee of City. City shall not be liable for any claims which may be asserted by any third party occurring in connection with the services to be performed by Vendor under this contract and that Vendor has no authority to bind City. The doctrine of respondeat superior shall not apply as between City and Vendor.

INDEMNIFICATION.

VENDOR covenants and agrees to FULLY INDEMNIFY, DEFEND and HOLD HARMLESS, CITY and the elected officials, employees, officers, directors, volunteers and representatives of CITY, individually and collectively, from and against any and all costs, claims, liens, damages, losses, expenses, fees, fines, penalties, proceedings, actions, demands, causes of action, liability and suits of any kind and nature, including but not limited to, personal or bodily injury, death and property damage, made upon CITY directly or indirectly arising out of, resulting from or related to VENDOR'S activities under this Agreement, including any acts or omissions of VENDOR, any agent, officer, director, representative, employee, consultant or subcontractor of VENDOR, and their respective officers, agents employees, directors and representatives while in the exercise of the rights or performance of the duties under this Agreement. The indemnity provided for in this paragraph shall not apply to any liability resulting from the negligence of CITY, it s officers or employees, in instances where such negligence causes personal injury, death, or property damage. IN THE EVENT VENDOR AND CITY ARE FOUND JOINTLY LIABLE BY A COURT OF COMPETENT JURISDICTION, LIABILITY SHALL BE APPORTIONED COMPARATIVELY IN ACCORDANCE WITH THE LAWS FOR THE STATE OF TEXAS, WITHOUT, HOWEVER, WAIVING ANY GOVERNMENTAL IMMUNITY AVAILABLE TO THE CITY UNDER TEXAS LAW AND WITHOUT WAIVING ANY DEFENSES OF THE PARTIES UNDER TEXAS LAW. In addition, Vendor agrees to indemnify, defend, and hold the City harmless from any claim involving patent infringement, trademarks, trade secrets, and copyrights on goods supplied.

The provisions of this INDEMNITY are solely for the benefit of the parties hereto and not intended to create or grant any rights, contractual or otherwise, to any other person or entity. VENDOR shall advise CITY in writing within 24 hours of any claim or demand against CITY or VENDOR known to VENDOR related to or arising out of VENDOR's activities under this AGREEMENT and shall see to the investigation and defense of such claim or demand at VENDOR's cost. CITY shall have the right, at its option and at its own expense, to participate in such defense without relieving VENDOR of any of its obligations under this paragraph.

Assignment. Except as otherwise stated herein, Vendor may not sell, assign, pledge, transfer or convey any interest in this contract, nor delegate the performance of any duties hereunder, by transfer, by subcontracting or any other means, without the consent of Director. As a condition of such consent, if such consent is granted, Vendor shall remain liable for completion of the services and provision of goods outlined in this contract in the event of default by the successor Vendor, assignee, transferee or subcontractor. Any attempt to transfer, pledge or otherwise assign this Contract without said written approval, shall be void ab initio and shall confer no rights upon any third person.

Ownership of Documents. Pursuant to Texas Local Government Code Chapter 201, any and all Records produced by Vendor pursuant to the provisions of this contract are the exclusive property of City; and no such Record shall be the subject of any copyright or proprietary claim by Vendor. The term "Record" as used herein shall mean any document, paper, letter, book, map, photograph, sound or video recording, microfilm, magnetic tape, electronic medium, or other information recording medium, regardless of physical form or characteristic. Vendor understands and acknowledges that as the exclusive owner of any and all such Records, City has the right to use all such Records as City desires, without restriction.

Records Retention.

Vendor and its subcontractors, if any, shall properly, accurately and completely maintain all documents, papers, and records, and other evidence pertaining to the services rendered hereunder ("Documents"), and shall make such Documents available to the City at their respective offices, at all reasonable times and as often as City may deem

necessary during the contract period, including any extension or renewal hereof, and the record retention period established herein, for purposes of audit, inspection, examination, and making excerpts or copies of same by City and any of its authorized representatives.

Vendor shall retain any and all Documents produced as a result of services provided hereunder for a period of four years ("Retention Period") from the date of termination of the contract. If, at the end of the Retention Period, there is litigation or other questions arising from, involving or concerning these Documents or the services provided hereunder, Vendor shall retain the records until the resolution of such litigation or other such questions. Vendor acknowledges and agrees that City shall have access to any and all such Documents at any and all times, as deemed necessary by City, during said Retention Period. City may, at its election, require Vendor to return the documents to City at Vendor's expense prior to or at the conclusion of the Retention Period. In such event, Vendor may retain a copy of the documents.

Vendor shall notify City, immediately, in the event Vendor receives any requests for information from a third party, which pertain to the Documents referenced herein. Vendor understands and agrees that City will process and handle all such requests.

Severability. If any clause or provision of this contract is held invalid, illegal or unenforceable under present or future federal, state or local laws, including but not limited to the City Charter, City Code, or ordinances of the City of San Antonio, Texas, then and in that event it is the intention of the parties hereto that such invalidity, illegality or unenforceability shall not affect any other clause or provision hereof and that the remainder of this contract shall be construed as if such invalid, illegal or unenforceable clause or provision was never contained herein. It is also the intention of the parties hereto that in lieu of each clause or provision of this contract that is invalid, illegal, or unenforceable, there be added as a part of the contract a clause or provision as similar in terms to such invalid, illegal or unenforceable clause or provision as may be possible, legal, valid and enforceable.

Compliance with Law. Vendor shall provide and perform all services required under this Agreement in compliance with all applicable federal, state and local laws, rules and regulations.

Certifications. Vendor warrants and certifies that Vendor and any other person designated to provide services hereunder has the requisite training, license and/or certification to provide said services, and meets all competence standards promulgated by all other authoritative bodies, as applicable to the services provided herein.

Non-waiver of Performance. Unless otherwise specifically provided for in this Agreement, a waiver by either Party of a breach of any of the terms, conditions, covenants or guarantees of this Agreement shall not be construed or held to be a waiver of any succeeding or preceding breach of the same or any other term, condition, covenant or guarantee herein contained. Further, any failure of either Party to insist in any one or more cases upon the strict performance of any of the covenants of this Agreement, or to exercise any option herein contained, shall in no event be construed as a waiver or relinquishment for the future of such covenant or option. In fact, no waiver, change, modification or discharge by either party hereto of any provision of this Agreement shall be deemed to have been made or shall be effective unless expressed in writing and signed by the party to be charged. No act or omission by a Party shall in any manner impair or prejudice any right, power, privilege, or remedy available to that Party hereunder or by law or in equity, such rights, powers, privileges, or remedies to be always specifically preserved hereby.

Venue. Venue of any court action brought directly or indirectly by reason of this contract shall be in Bexar County, Texas. This contract is made and is to be performed in Bexar County, Texas, and is governed by the laws of the State of Texas.

Non-discrimination. As a condition of entering into this agreement, Vendor represents and warrants that it will comply with City's Commercial Nondiscrimination Policy, as described under Section IILC.1 of the SBEDA Ordinance. As part of such compliance, Vendor shall not discriminate on the basis of race, color, religion, ancestry or national origin, sex, age, marital status, sexual orientation, or on the basis of disability or other unlawful forms of discrimination in the solicitation, selection, hiring or commercial treatment of subcontractors, vendors, suppliers, or commercial customers, nor shall Vendor retaliate against any person for reporting instances of such discrimination. Vendor shall provide equal opportunity for subcontractors, vendors and suppliers to participate in all of its public sector and private sector subcontracting and supply opportunities, provided that nothing contained in this clause shall prohibit or limit otherwise lawful efforts to remedy the effects of marketplace discrimination that have occurred or are occurring in the City's Relevant Marketplace. Vendor understands and agrees that a material violation of this clause shall be considered a material breach of this agreement and may result in termination of this agreement, disqualification of Vendor from participating in City contracts, or other sanctions. This clause is not enforceable by or for the benefit of, and creates no obligation to, any third party. Vendor shall include this nondiscrimination clause in all subcontracts for the performance of this contract.

Delinquent Taxes. In the event that Vendor is or subsequently becomes delinquent in the payment of taxes owed to the City of San Antonio, the City reserves the right to deduct any delinquent taxes from payments that the City may owe to the delinquent Vendor as a result of this contract.

Binding Contract. This contract shall be binding on and inure to the benefit of the parties hereto and their respective heirs, executors, administrators, legal representatives, and successors and assigns, except as otherwise expressly provided for herein.

Entire Agreement. This contract, including City's final electronically posted online version, together with its authorizing ordinance and its price schedule(s), attachments, purchase orders, and exhibits, if any, constitutes the final and entire agreement between the parties hereto and contains all of the terms and conditions agreed upon. No other agreements, oral or otherwise, regarding the subject matter of this contract shall be deemed to exist or to bind the parties hereto, unless same be in writing, dated subsequent to the date hereof, and be duly executed by the parties, in accordance with the Change Order provision herein. **Parties agree that City's final electronically posted online version of this solicitation contains the agreed upon specifications, scope of services, and terms and conditions of this contract, and shall control in the event of a conflict with any printed version signed and submitted by Vendor.**

007 - SIGNATURE PAGE

By submitting a bid, whether electronically or by paper, Bidder represents that:

(s)he is authorized to bind Bidder to fully comply with the terms and conditions of City's Invitation for Bid for the prices stated therein;

(s)he has read the entire document, including the final version issued by City, and agreed to the terms therein;

Bidder is in good standing with the Texas State Comptroller's Office; and

to the best of his/her knowledge, all information is true and correct.

If submitting your bid by paper, complete the following and sign on the signature line below. Failure to sign and submit this Signature Page will result in rejection of your bid.

Bidder Information:

Please Print or Type:

Vendor ID No.: ✓1006439

Signer's Name: Keith Shoffstall

Name of Business: Grande Truck Center

Street Address: 4562 IH 10 East

City, State, Zip Code: SAN Antonio, TX 78219

Email Address: rshoffstall@grandetruck.com

Telephone No.: 210-666-7112

Fax No.: 210-666-7214

City's Solicitation No. 610000 6381

Keith Shoffstall

Signature of Person Authorized to Sign Bid

008 - STANDARD DEFINITIONS

Whenever a term defined by the Uniform Commercial Code ("UCC"), as enacted by the State of Texas, is used in the Contract, the UCC definition shall control, unless otherwise defined in the Contract.

All-or-None Bid - an invitation to bid in which the City will award the entire contract to one bidder only.

Alternate Bid - two or more bids with substantive variations in the item or service offered from the same bidder in response to a solicitation.

Assignment - a transfer of claims, rights or interests in goods, services or property.

Bid - a complete, signed response to a solicitation. The term "bid" is synonymous with the term "offer".

Bid Opening - a public meeting during which bid responses are disclosed.

Bidder - a person, firm or entity that submits a bid in response to a solicitation. The bidder whose bid is accepted by City may also be referred to herein as Contractor, Vendor or Supplier.

Bid Bond or Bid Guarantee - security to ensure that Bidder (a) will not withdraw the bid within the period specified for acceptance, and (b) will furnish any required bonds or performance guarantees, and any necessary insurance within the time specified in the solicitation.

Change Order - a change to the plans or specifications of the contract, or an increase or decrease in the quantity of work to be performed or of materials, equipment, or supplies to be furnished, issued by the Director after the bid has been accepted by the City.

City - the City of San Antonio, a Texas home-rule municipal corporation.

Contract - the binding legal agreement between the City and Vendor.

Contractor - the bidder whose bid is accepted by the City and is, therefore, the person, firm or entity providing goods or services to the City under a contract.

Director - the Director of City's Purchasing & General Services Department, or Director's designee.

Equal or Equivalent - terms to indicate that similar products or other brands may be acceptable for purchase if specifications and functional requirements are met.

Invitation for Bid (IFB) - a solicitation requesting pricing for a specified good or a service.

Line Item - a listing of items in a bid for which a bidder is expected to provide separate pricing.

Low Bid - a bid which is lowest in price, but may not meet all requirements or specifications.

Lowest Responsible Bidder - the bidder whose bid meets all requirements of the specifications, terms and conditions of the IFB and results in the lowest cost to the City in an award based solely on price, taking into consideration the bidder's competence and qualifications to perform the contract.

Non-Responsive Bid - a bid or offer that does not comply with the terms and conditions, or specifications and/or requirements of the IFB.

Offer - a complete, signed response to an IFB that, if accepted, would bind the bidder to perform the resultant contract. The term "offer" is synonymous with the term "bid".

Payment Bond - a particular form of security provided by the contractor to protect the City against loss due to the contractor's failure to pay suppliers and subcontractors.

Performance Bond - a particular form of security provided by the contractor to protect the City against loss due to the contractor's inability or unwillingness to complete the contract as agreed.

Performance Deposit - security provided by the contractor to protect the City against loss due to the contractor's inability or unwillingness to complete the contract as agreed.

Pre-Submittal Conference - a meeting conducted by the City, held in order to allow bidders to ask questions about the proposed contract and particularly, the contract specifications.

Purchase Order - a validly issued order placed by an authorized City department for the purchase of goods or services, written on the City's standard purchase order form, and which is Vendor's authority to deliver to and invoice the City for the goods or services specified in an IFB for the price stated in Vendor's bid.

Responsible Bidder - a bidder who is known to have the necessary competence and qualifications to perform and provide all requirements of an intended contract.

Responsive Bidder - a bidder who tenders a bid which meets all requirements of the invitation to bid and is a responsible bidder.

Sealed Bid - a bid submitted as a sealed document, whether hard copy or electronic, by a prescribed time to the location indicated in the IFB. The contents of the bid will not be made public prior to the bid opening.

Specifications - a description of what the City requires and what the bidder must offer; a description of the physical or functional characteristics of a product or material, or the nature of a service or construction item.

Subcontractor - a person, firm or entity providing goods or services to a vendor to be used in the performance of the Vendor's obligations under the contract with the City.

Supplier - the bidder whose bid is accepted by the City and is, therefore, the person, firm or entity providing goods or services to the City under a contract.

Vendor - the bidder whose bid is accepted by the City and is, therefore, the person, firm or entity providing goods or services to the City under a contract.

Waiver of Irregularity - noting, but disregarding an immaterial variance within a bid.

009 - ATTACHMENTS

Attachment A
7/22/2015:

PRICE SCHEDULE

Local Preference Program (LPP) Ordinance

The 82nd Texas Legislature adopted a revision to the law that allowed the City of San Antonio (City) to adopt a policy that would grant contracting preferences to local businesses for certain types of contracts. The City adopted such a policy, known as the Local Preference Program, described in the San Antonio City Code Chapter 2, Article XII, effective for solicitations issued after May 1, 2013.

This solicitation is subject to the Local Preference Program. For more information on the program, refer to the Local Preference Program Identification Form attached to this solicitation.

In order to receive consideration the Local Bidder must complete and return the attached Local Preference Identification Form.

PRICE SCHEDULE

ITEM	QUANTITY	DESCRIPTION
1	1	22K-28K, 15' Platform Dump Truck

PRICE EACH: \$ 85,748.⁰⁰

TOTAL: \$ 85,748.⁰⁰

YEAR, MAKE & MODEL CAB & CHASSIS OFFERED:

2016 Ford F750 Crew Cab

SPECIFIC MAKE & MODEL OF ENGINE OFFERED (INCLUDE SAE NET HP):

Ford 6.7L 270 H.P. 675 LB FT Torque

TRANSMISSION OFFERED:

Ford Torque Shift HD 6 speed with PTO Provision

CAB & CHASSIS WARRANTY:

24 months unlimited miles

CAB & CHASSIS WARRANTY SERVICE PROVIDER NAME:

Grande Truck Center

CAB & CHASSIS WARRANTY FACILITY ADDRESS:

4562 IH-10 East

SAN Antonio, TX 78219

YEAR, MAKE & MODEL DUMP BODY OFFERED:

2015 P-15

DUMP BODY WARRANTY:

Wasser

DUMP BODY WARRANTY SERVICE PROVIDER NAME:

SAN Antonio Brake + Clutch

DUMP BODY WARRANTY FACILITY ADDRESS:

905 Avenue B

SAN Antonio, TX 78215

DELIVERY WILL BE MADE WITHIN 150 CALENDER DAYS AFTER ISSUANCE OF PURCHASE ORDER.

PRODUCTION CUT-OFF DATE: 12/31/2015

INDICATE THE LAST DAY THAT THE CITY CAN PLACE ORDERS UNDER THIS CONTRACT WITHOUT MISSING THE PRODUCTION CUT OFF DATE: 12/30/2015

BID PRICES SHALL REMAIN FIRM FOR ALL ORDERS PLACED PRIOR TO THIS CUT OFF DATE. IN THE EVENT THAT CITY DOES NOT AWARD A CONTRACT PRIOR TO PRODUCTION CUT OFF DATE, CAN BIDDER PROVIDE BID ITEMS, AT THE BID PRICE SUBMITTED, AFTER THE PRODUCTION CUT OFF DATE? NO

ITEM	QUANTITY	DESCRIPTION
2	4	Cab and Chassis, Minimum GVWR 30,000 lbs., Heavy Duty Service Bodies, with 6,000 lb. Crane

PRICE EACH: \$ 110,979.⁰⁰

TOTAL: \$ 443,916.⁰⁰

YEAR, MAKE & MODEL CAB & CHASSIS OFFERED:

2016 Ford F750 Reg CAB

SPECIFIC MAKE & MODEL OF ENGINE OFFERED (INCLUDE SAE NET HP):

Ford 6.7 L 270 H-P 675 lb. Ft. Torque

TRANSMISSION OFFERED:

Ford Torg Shift H.D. 6 speed

CAB & CHASSIS WARRANTY:

24 months Unlimited Mileage

CAB & CHASSIS WARRANTY SERVICE PROVIDER NAME:

Grande Truck Center

CAB & CHASSIS WARRANTY FACILITY ADDRESS:

4542 IH-10 East

SAN Antonio, TX 78219

YEAR, MAKE & MODEL SERVICE BODY OFFERED:

2015 6132DLHR-60J Orange Body

SERVICE BODY WARRANTY:

12 months

SERVICE BODY WARRANTY SERVICE PROVIDER NAME:

UTEC - West

SERVICE BODY WARRANTY FACILITY ADDRESS:

5840 Pfeil Rd

Schertz, TX 78154

DELIVERY WILL BE MADE WITHIN 150 CALENDER DAYS AFTER ISSUANCE OF PURCHASE ORDER.

PRODUCTION CUT-OFF DATE: 12/31/2015

INDICATE THE LAST DAY THAT THE CITY CAN PLACE ORDERS UNDER THIS CONTRACT WITHOUT MISSING THE PRODUCTION CUT OFF DATE: 12/30/2015

BID PRICES SHALL REMAIN FIRM FOR ALL ORDERS PLACED PRIOR TO THIS CUT OFF DATE. IN THE EVENT THAT CITY DOES NOT AWARD A CONTRACT PRIOR TO PRODUCTION CUT OFF DATE, CAN BIDDER PROVIDE BID ITEMS, AT THE BID PRICE SUBMITTED, AFTER THE PRODUCTION CUT OFF DATE? NO

ITEM	QUANTITY	DESCRIPTION
3	1	60K GVWR 5 th Wheel Tractor

PRICE EACH: \$ NO BID

TOTAL: \$ _____

YEAR, MAKE & MODEL CAB & CHASSIS OFFERED:

SPECIFIC MAKE & MODEL OF ENGINE OFFERED (INCLUDE SAE NET HP):

TRANSMISSION OFFERED:

WARRANTY:

WARRANTY SERVICE PROVIDER NAME:

WARRANTY FACILITY ADDRESS:

DELIVERY WILL BE MADE WITHIN _____ CALENDER DAYS AFTER ISSUANCE OF PURCHASE ORDER.

PRODUCTION CUT-OFF DATE: _____

INDICATE THE LAST DAY THAT THE CITY CAN PLACE ORDERS UNDER THIS CONTRACT WITHOUT MISSING THE PRODUCTION CUT OFF DATE: _____

BID PRICES SHALL REMAIN FIRM FOR ALL ORDERS PLACED PRIOR TO THIS CUT OFF DATE. IN THE EVENT THAT CITY DOES NOT AWARD A CONTRACT PRIOR TO PRODUCTION CUT OFF DATE, CAN BIDDER PROVIDE BID ITEMS, AT THE BID PRICE SUBMITTED, AFTER THE PRODUCTION CUT OFF DATE? _____

ITEM	QUANTITY	DESCRIPTION
4	1	66K GVWR Concrete Truck

PRICE EACH: \$ 158,025.⁰⁰

TOTAL: \$ 158,025.⁰⁰

YEAR, MAKE & MODEL CAB & CHASSIS OFFERED:

2016 Mack GU713 Reg Cab

SPECIFIC MAKE & MODEL OF ENGINE OFFERED (INCLUDE SAE NET HP):

Mack MP7 345 H.P. 1360 LB FT Torque

TRANSMISSION OFFERED:

Allison 4500 RDS 4 speed with PTO Provision

CAB & CHASSIS WARRANTY:

12 months or 100,000 miles

CAB & CHASSIS WARRANTY SERVICE PROVIDER NAME:

Grande Truck Center

CAB & CHASSIS WARRANTY FACILITY ADDRESS:

4562 IH-10 East

SAN Antonio, TX 78219

YEAR, MAKE & MODEL CONCRETE DRUM MIXER OFFERED:

Beck Industrial 10.5 YD³

CONCRETE DRUM MIXER WARRANTY:

CONCRETE DRUM MIXER WARRANTY SERVICE PROVIDER NAME:

Beck Industrial

CONCRETE DRUM MIXER WARRANTY FACILITY ADDRESS:

2003 Fm 1516

Converse, TX 78109

DELIVERY WILL BE MADE WITHIN 156-180 CALENDER DAYS AFTER ISSUANCE OF PURCHASE ORDER.

PRODUCTION CUT-OFF DATE: 10/31/2015

INDICATE THE LAST DAY THAT THE CITY CAN PLACE ORDERS UNDER THIS CONTRACT WITHOUT MISSING THE PRODUCTION CUT OFF DATE: 10/30/2015.

BID PRICES SHALL REMAIN FIRM FOR ALL ORDERS PLACED PRIOR TO THIS CUT OFF DATE. IN THE EVENT THAT CITY DOES NOT AWARD A CONTRACT PRIOR TO PRODUCTION CUT OFF DATE, CAN BIDDER PROVIDE BID ITEMS, AT THE BID PRICE SUBMITTED, AFTER THE PRODUCTION CUT OFF DATE? no.

ITEM	QUANTITY	DESCRIPTION
5	3	35K GVWR Water Distribution Trucks

PRICE EACH: \$ 89,858.00

TOTAL: \$ 269,574.00

YEAR, MAKE & MODEL CAB & CHASSIS OFFERED:

2014 Ford F750 Reg Cab

NOTE: Equal
Cruise Control Switch
only Available on
steering wheel
for 2014 Ford
F750

SPECIFIC MAKE & MODEL OF ENGINE OFFERED (INCLUDE SAE NET HP):

Ford 6-7L 270 H.P. 675 LB FT Torque

TRANSMISSION OFFERED:

Ford TorqShift HD 6 speed with PTO provision

CAB & CHASSIS WARRANTY:

24 months Unlimited miles

CAB & CHASSIS WARRANTY SERVICE PROVIDER NAME:

Grande Truck Center

CAB & CHASSIS WARRANTY FACILITY ADDRESS:

4562 IH-10 East

SAN Antonio, Texas 78219

YEAR, MAKE & MODEL WATER DISTRIBUTOR BODY OFFERED:

2015 Ledwell 2000 Gallon Tank

WATER DISTRIBUTOR BODY WARRANTY:

12 months

WATER DISTRIBUTOR BODY WARRANTY SERVICE PROVIDER NAME:

Reliance Truck Equipment

WATER DISTRIBUTOR BODY WARRANTY FACILITY ADDRESS:

7200 S. W.W. White Road

SAN Antonio, TX 78219

DELIVERY WILL BE MADE WITHIN 150 CALENDER DAYS AFTER ISSUANCE OF PURCHASE ORDER.

PRODUCTION CUT-OFF DATE: 12/31/2015

INDICATE THE LAST DAY THAT THE CITY CAN PLACE ORDERS UNDER THIS CONTRACT WITHOUT MISSING THE PRODUCTION CUT OFF DATE: 12/30/2015

BID PRICES SHALL REMAIN FIRM FOR ALL ORDERS PLACED PRIOR TO THIS CUT OFF DATE. IN THE EVENT THAT CITY DOES NOT AWARD A CONTRACT PRIOR TO PRODUCTION CUT OFF DATE, CAN BIDDER PROVIDE BID ITEMS, AT THE BID PRICE SUBMITTED, AFTER THE PRODUCTION CUT OFF DATE? NO

ITEM	QUANTITY	DESCRIPTION
6	5	35K GVWR 7 Cubic Yard Hydraulic Dump Trucks

PRICE EACH: \$ 80,144.⁰⁰

TOTAL: \$ 400,720.⁰⁰

YEAR, MAKE & MODEL CAB & CHASSIS OFFERED:

2016 Ford F750 R1C

SPECIFIC MAKE & MODEL OF ENGINE OFFERED (INCLUDE SAE NET HP):

Ford 6.7L 270 H.P. 675 LB FT Torque

TRANSMISSION OFFERED:

Ford Torqshift H-D 6 speed with PTO Provision

CAB & CHASSIS WARRANTY:

24 months unlimited miles

CAB & CHASSIS WARRANTY SERVICE PROVIDER NAME:

Grande Truck Center

CAB & CHASSIS WARRANTY FACILITY ADDRESS:

4562 IH 10 East

SAN Antonio, TX 78219

YEAR, MAKE & MODEL DUMP BODY OFFERED:

2015 Warren 4/8 Yard

DUMP BODY WARRANTY:

12 months

DUMP BODY WARRANTY SERVICE PROVIDER NAME:

SAN Antonio Brake & Clutch

DUMP BODY WARRANTY FACILITY ADDRESS:

905 Avenue B

SAN Antonio, TX 78215

DELIVERY WILL BE MADE WITHIN 150 CALENDER DAYS AFTER ISSUANCE OF PURCHASE ORDER.

PRODUCTION CUT-OFF DATE: 12/31/2015

INDICATE THE LAST DAY THAT THE CITY CAN PLACE ORDERS UNDER THIS CONTRACT WITHOUT MISSING THE PRODUCTION CUT OFF DATE: 12/30/2015

NOTE = Equal to Body structure
Cons (A11) 5" structural ch
IN Loc of 5" I-Beam
Crossmembers 3" structural ch
on 12" CIL
Ext Loc of 4" I-Beam on
14" CIL

BID PRICES SHALL REMAIN FIRM FOR ALL ORDERS PLACED PRIOR TO THIS CUT OFF DATE. IN THE EVENT THAT CITY DOES NOT AWARD A CONTRACT PRIOR TO PRODUCTION CUT OFF DATE, CAN BIDDER PROVIDE BID ITEMS, AT THE BID PRICE SUBMITTED, AFTER THE PRODUCTION CUT OFF DATE? NO

ITEM	QUANTITY	DESCRIPTION
------	----------	-------------

7	7	50K GVWR Minimum 10 Cu Yard Hi-Rise Dump Trucks
---	---	---

PRICE EACH: \$ 109,690.⁰⁰ with standard tail Gate option Air-operated
Hi-Lift Tailgate
Add \$1800.⁰⁰ Each

TOTAL: \$ ~~760,000~~ 767,830.⁰⁰

YEAR, MAKE & MODEL CAB & CHASSIS OFFERED:

2016 Western Star 4700

SPECIFIC MAKE & MODEL OF ENGINE OFFERED (INCLUDE SAE NET HP):

Detroit DD13 12-8L 380 HP 1450 LB FT Torque

TRANSMISSION OFFERED:

Eaton Fuller FR0-1420C

CAB & CHASSIS WARRANTY:

12 month or 100,000 miles

CAB & CHASSIS WARRANTY SERVICE PROVIDER NAME:

Grande Truck Center

CAB & CHASSIS WARRANTY FACILITY ADDRESS:

4562 IH-10 East

SAN Antonio, TX 78219

YEAR, MAKE & MODEL DUMP BODY OFFERED:

2015 Western 11/14 Yd Dump

DUMP BODY WARRANTY:

12 months

DUMP BODY WARRANTY SERVICE PROVIDER NAME:

SAN Antonio Aralco + Chuteh

DUMP BODY WARRANTY FACILITY ADDRESS:

905 Avenue B

SAN Antonio, TX 78215

DELIVERY WILL BE MADE WITHIN 150 CALENDER DAYS AFTER ISSUANCE OF PURCHASE ORDER.

PRODUCTION CUT-OFF DATE: 10/31/2015

INDICATE THE LAST DAY THAT THE CITY CAN PLACE ORDERS UNDER THIS CONTRACT WITHOUT MISSING THE PRODUCTION CUT OFF DATE: 10/30/2015

BID PRICES SHALL REMAIN FIRM FOR ALL ORDERS PLACED PRIOR TO THIS CUT OFF DATE. IN THE EVENT THAT CITY DOES NOT AWARD A CONTRACT PRIOR TO PRODUCTION CUT OFF DATE, CAN BIDDER PROVIDE BID ITEMS, AT THE BID PRICE SUBMITTED, AFTER THE PRODUCTION CUT OFF DATE? NO

ITEM	QUANTITY	DESCRIPTION
8	3	9 cubic yard Sanitation Truck

PRICE EACH: \$ NO BID

TOTAL: \$ _____

YEAR, MAKE & MODEL CAB & CHASSIS OFFERED:

SPECIFIC MAKE & MODEL OF ENGINE OFFERED (INCLUDE SAE NET HP):

TRANSMISSION OFFERED:

CAB & CHASSIS WARRANTY:

CAB & CHASSIS WARRANTY SERVICE PROVIDER NAME:

CAB & CHASSIS WARRANTY FACILITY ADDRESS:

YEAR, MAKE & MODEL 9 CU YD DUMP BODY OFFERED:

9 CU YD DUMP BODY WARRANTY:

9 CU YD DUMP BODY SERVICE PROVIDER NAME:

9 CU YD DUMP BODY FACILITY ADDRESS:

DELIVERY WILL BE MADE WITHIN _____ CALENDER DAYS AFTER ISSUANCE OF PURCHASE ORDER.

PRODUCTION CUT-OFF DATE: _____

INDICATE THE LAST DAY THAT THE CITY CAN PLACE ORDERS UNDER THIS CONTRACT WITHOUT MISSING THE PRODUCTION CUT OFF DATE: _____

BID PRICES SHALL REMAIN FIRM FOR ALL ORDERS PLACED PRIOR TO THIS CUT OFF DATE. IN THE EVENT THAT CITY DOES NOT AWARD A CONTRACT PRIOR TO PRODUCTION CUT OFF DATE, CAN BIDDER PROVIDE BID ITEMS, AT THE BID PRICE SUBMITTED, AFTER THE PRODUCTION CUT OFF DATE? _____

ITEM	QUANTITY	DESCRIPTION
9	11 Each	End Dump 15K Trailer

PRICE EACH: \$ 49,240.⁰⁰

TOTAL: \$ 541,640.⁰⁰

YEAR, MAKE & MODEL OF TRAILER OFFERED:

2015 WRDT-SS Dump Trailer

TRAILER WARRANTY SERVICE PROVIDER NAME:

SAN Antonio Route + Clutch

TRAILER WARRANTY FACILITY ADDRESS:

905 Avenue B
SAN Antonio, TX 78215

DELIVERY: DELIVERY WILL BE MADE WITHIN 120-150 CALENDAR DAYS AFTER ISSUANCE OF PURCHASE ORDER.

PRODUCTION CUT-OFF DATE: 10/31/2015

INDICATE THE LAST DAY THAT THE CITY CAN PLACE ORDERS UNDER THIS CONTRACT WITHOUT MISSING THE PRODUCTION CUT OFF DATE: 10/30/2015

BID PRICES SHALL REMAIN FIRM FOR ALL ORDERS PLACED PRIOR TO THIS CUT OFF DATE. IN THE EVENT THAT CITY DOES NOT AWARD A CONTRACT PRIOR TO PRODUCTION CUT OFF DATE, CAN BIDDER PROVIDE BID ITEMS, AT THE BID PRICE SUBMITTED, AFTER THE PRODUCTION CUT OFF DATE? NO

DELIVERY: DELIVERY WILL BE MADE WITHIN 120-150 CALENDAR DAYS AFTER ISSUANCE OF PURCHASE ORDER.

ITEM	QUANTITY	DESCRIPTION
10	6	Semi-Trailer, Pusher Rear Ejection, Brush Trailer

PRICE EACH: \$ 66,700.⁰⁰

TOTAL: \$ 400,440.⁰⁰

YEAR, MAKE & MODEL OF TRAILER OFFERED:

2015 WITDT 3939-2 Horizontal Ejection Trailer

TRAILER WARRANTY SERVICE PROVIDER NAME:

Reliance Truck & Equipment

TRAILER WARRANTY FACILITY ADDRESS:

7200 S. W.W. White Rd
SAN Antonio, TX 78222

DELIVERY: DELIVERY WILL BE MADE WITHIN 120-150 CALENDAR DAYS AFTER ISSUANCE OF PURCHASE ORDER.

PRODUCTION CUT-OFF DATE: 10/31/2015

INDICATE THE LAST DAY THAT THE CITY CAN PLACE ORDERS UNDER THIS CONTRACT WITHOUT MISSING THE PRODUCTION CUT OFF DATE: 10/30/2015

BID PRICES SHALL REMAIN FIRM FOR ALL ORDERS PLACED PRIOR TO THIS CUT OFF DATE. IN THE EVENT THAT CITY DOES NOT AWARD A CONTRACT PRIOR TO PRODUCTION CUT OFF DATE, CAN BIDDER PROVIDE BID ITEMS, AT THE BID PRICE SUBMITTED, AFTER THE PRODUCTION CUT OFF DATE? NO

DELIVERY: DELIVERY WILL BE MADE WITHIN 120-150 CALENDAR DAYS AFTER ISSUANCE OF PURCHASE ORDER.

ITEM	QUANTITY	DESCRIPTION
11	1 Each	Tri Axle Low Boy Trailer

PRICE EACH: \$ NO Bid

TOTAL: \$ _____

YEAR, MAKE & MODEL OF TRAILER OFFERED:

TRAILER WARRANTY SERVICE PROVIDER NAME:

TRAILER WARRANTY FACILITY ADDRESS:

DELIVERY: DELIVERY WILL BE MADE WITHIN _____ CALENDAR DAYS AFTER ISSUANCE OF PURCHASE ORDER.

PRODUCTION CUT-OFF DATE: _____

INDICATE THE LAST DAY THAT THE CITY CAN PLACE ORDERS UNDER THIS CONTRACT WITHOUT MISSING THE PRODUCTION CUT OFF DATE: _____.

BID PRICES SHALL REMAIN FIRM FOR ALL ORDERS PLACED PRIOR TO THIS CUT OFF DATE. IN THE EVENT THAT CITY DOES NOT AWARD A CONTRACT PRIOR TO PRODUCTION CUT OFF DATE, CAN BIDDER PROVIDE BID ITEMS, AT THE BID PRICE SUBMITTED, AFTER THE PRODUCTION CUT OFF DATE? _____.

DELIVERY: DELIVERY WILL BE MADE WITHIN _____ CALENDAR DAYS AFTER ISSUANCE OF PURCHASE ORDER.

ITEM	QUANTITY	DESCRIPTION
12	1 Each	15 Ton Trailer

PRICE EACH: \$ NO Bid

TOTAL: \$ _____

YEAR, MAKE & MODEL OF TRAILER OFFERED:

TRAILER WARRANTY SERVICE PROVIDER NAME:

TRAILER WARRANTY FACILITY ADDRESS:

DELIVERY: DELIVERY WILL BE MADE WITHIN _____ CALENDAR DAYS AFTER ISSUANCE OF PURCHASE ORDER.

PRODUCTION CUT-OFF DATE: _____

INDICATE THE LAST DAY THAT THE CITY CAN PLACE ORDERS UNDER THIS CONTRACT WITHOUT MISSING THE PRODUCTION CUT OFF DATE: _____.

BID PRICES SHALL REMAIN FIRM FOR ALL ORDERS PLACED PRIOR TO THIS CUT OFF DATE. IN THE EVENT THAT CITY DOES NOT AWARD A CONTRACT PRIOR TO PRODUCTION CUT OFF DATE, CAN BIDDER PROVIDE BID ITEMS, AT THE BID PRICE SUBMITTED, AFTER THE PRODUCTION CUT OFF DATE? _____.

DELIVERY: DELIVERY WILL BE MADE WITHIN _____ CALENDAR DAYS AFTER ISSUANCE OF PURCHASE ORDER.

ITEM	QUANTITY	DESCRIPTION
13	1 Each	Cab and Chassis, Minimum GVWR 26,000 lbs. with 84" useable cab to axle, 35' Hi-Ranger Aerial Lift & Service Body

PRICE EACH: \$ NO Bid - NONE of Body Companies had

TOTAL: \$ enough time to get bid together

YEAR, MAKE & MODEL CAB & CHASSIS OFFERED:

2016 Ford F750 Reg Cab

SPECIFIC MAKE & MODEL OF ENGINE OFFERED (INCLUDE SAE NET HP):

Ford 6.7L 270 H.P. 675 LB FT Torque

TRANSMISSION OFFERED:

Ford Torque Shift H.D. 6 speed with PTO Provision

CAB & CHASSIS WARRANTY:

24 months unlimited mileage

CAB & CHASSIS WARRANTY SERVICE PROVIDER NAME:

Grande Truck Center

CAB & CHASSIS WARRANTY FACILITY ADDRESS:

4562 IH10 East

SAW Antonio, TX 78219

YEAR, MAKE & MODEL AERIAL LIFT OFFERED:

YEAR, MAKE & MODEL SERVICE BODY OFFERED:

AERIAL LIFT & SERVICE BODY WARRANTY:

AERIAL LIFT & SERVICE BODY WARRANTY SERVICE PROVIDER NAME:

AERIAL LIFT & SERVICE BODY WARRANTY FACILITY ADDRESS:


DELIVERY WILL BE MADE WITHIN _____ CALENDER DAYS AFTER ISSUANCE OF PURCHASE ORDER.

PRODUCTION CUT-OFF DATE: 12/31/2015

INDICATE THE LAST DAY THAT THE CITY CAN PLACE ORDERS UNDER THIS CONTRACT WITHOUT MISSING THE PRODUCTION CUT OFF DATE: 12/30/2015

BID PRICES SHALL REMAIN FIRM FOR ALL ORDERS PLACED PRIOR TO THIS CUT OFF DATE. IN THE EVENT THAT CITY DOES NOT AWARD A CONTRACT PRIOR TO PRODUCTION CUT OFF DATE, CAN BIDDER PROVIDE BID ITEMS, AT THE BID PRICE SUBMITTED, AFTER THE PRODUCTION CUT OFF DATE? NO

Prompt Payment Discount: net 30 % _____ days. (If no discount is offered, Net 30 will apply.)



ORIGINAL

City of San Antonio

ADDENDUM I

SUBJECT: Formal Invitation For Bid (IFB) 6100006381 PURCHASE OF MEDIUM AND HEAVY DUTY TRUCKS AND TRAILERS II scheduled to open Friday, August 7, 2015 date of issue July 22, 2015.

DATE: August 3, 2015

THE ABOVE MENTIONED INVITATION FOR BID (IFB) IS HEREBY AMENDED AS FOLLOWS:

1. THE BID OPENING IS HEREBY EXTENDED TO MONDAY, AUGUST 10, 2015, 2:00 P.M. CENTRAL TIME.
2. IFB Document Section 004 - Specifications / Scope of Services, General Conditions:

Changed to read:

- 4.2.3 Delivery - All deliveries are to be made inside the City limits of San Antonio. Vendor must deliver equipment to the following address:

Vendor must deliver equipment to:

City of San Antonio,
Northeast Service Center,
10303 Tool Yard, Bldg #2,
San Antonio, TX 78233
Attn: Acquisitions

Delivery to a non-specified location will result in non-acceptance of the equipment by the City. All deliveries must be pre-arranged with a minimum 24-hour notification, NO EXCEPTIONS. Vehicles will be accepted 8:00 A.M. to 3:00 P.M. central time. Vehicles with more than 3000 miles accumulated on the odometer will not be accepted. All vehicles are required to have a full tank(s) when delivered to City specified location.

Changed to read:

- 4.2.12 All vehicles are to be equipped at the factory with air conditioning/Heater/defroster, (Maximum capacity cooling system offered by manufacturer), full headliner minimum OEM AM/FM radio, power steering, power ABS brakes, power and heated mirrors and manual tilt steering wheel. All units to be equipped with steering column mounted gear selector unless otherwise specified. Each unit shall have a minimum three (3) sets of keys. **Convenience Features:** Vehicle shall be equipped with adjustable seats; intermittent wipers, cruise control.

Changed to read:

- 4.2.16 Any diesel engine being bid must conform to latest NOx EPA and GHG emission standard in effect at the time of offer. Vendor must supply a copy of the latest Emissions Certificate of Conformity for the vehicles bid. Only engines using selective catalytic reduction (SCR) technology will be accepted

4.3	ITEM	QUANTITY	DESCRIPTION
	1	1	22K-28K, 15' Platform Dump Truck

Changed to read:

- 4.3.3 TRANSMISSION: Minimum Allison MD-2500 RDS, or proven equal.

Changed to read:

- 4.3.7 WHEELS AND TIRES: Wheels to be 10 hole hub piloted steel disk wheel, minimum 11R-22.5R steel belted tubeless radials, minimum load range G tires. Front tires to be conventional tread. Rear dual wheel application to be on-off, self-cleaning, lug design. Loose lug indicators on front and back.

Changed to read:

- 4.3.8 BRAKES: Full air, S-cam type, manufacturer's heavy duty brake shoes, spring set parking brakes. Front and rear Rockwell or equal, automatic slack adjusters. Minimum 13 CFM compressor, Midland Pure Air Plus Dryer Model DA33100 or equal with automatic drain valves Model KN24000 or equal on all tanks. Spring set parking brakes on both rear axles. All brake drums to be cast iron. Brake linings to be non-asbestos. Quick connect couplings to be located in a protected area near the front bumper. Couplings will not be mounted to the bumper. Female coupling 1/2" Milton M Type or approved equal to air tanks.

Changed to read:

- 4.3.10 FUEL SYSTEM: To be equipped with under cab minimum 50 gallon left or right hand tanks. Fuel filtration system to include primary and secondary type fuel filters with automatic water separator.

Changed to read:

- 4.3.11 COOLING SYSTEM: Largest capacity radiator with automatic viscous fan.

Deleted:

4.3.12.3 Deleted

Changed to read:

- 4.3.14 EXHAUST SYSTEM: Horizontal muffler and exhaust system to be vertically mounted with turnout.

Changed to read:

- 4.3.15 CONVENIENCE FEATURES: Manual Adjustable steering, Air Ride seating, drivers only, passenger seat bucket type and standard rear seat.

Changed to read:

- 4.3.17 SAFETY: Equipped with seatbelts, running daytime lights, Hide-a-Way type amber colored LED strobe lights to be installed in all four corners (front and rear light assemblies) of truck. All strobes to be wired to a factory type switch located in cab.

4.4	ITEM	QUANTITY	DESCRIPTION
	2	4	Cab and Chassis, Minimum GVWR 30,000 lbs., Heavy Duty Service Bodies, with 6,000 lb. Crane

Changed to read:

- 4.4.2 ENGINE: Diesel, minimum 250 net HP producing a minimum of 600 ft. lb. of gross torque, automatic viscous fan clutch, engine shut down control for high coolant temperature and low oil pressure.

Changed to read:

- 4.4.3 TRANSMISSION: Minimum Allison 2500 RDS or proven equal.

Changed to read:

- 4.4.8 BRAKES: Full air, S-cam type, manufacturer's heavy duty brake shoes, spring set parking brakes. Front and rear Rockwell or equal, automatic slack adjusters. Minimum 13 CFM compressor, Midland Pure Air Plus Dryer Model DA33100 or equal with automatic drain valves Model KN24000 or equal on all tanks. Spring set parking brakes on both rear axles. All brake drums to be cast iron. Brake linings to be non-asbestos. Quick connect couplings to be located in a protected area near the front bumper. Couplings will not be mounted to the bumper. Female coupling $\frac{1}{2}$ " Milton M Type or approved equal to air tanks.

Changed to read:

- 4.4.10 FUEL SYSTEM: To be equipped with single left hand tank, with total minimum capacity of 50 gallons. Fuel filtration system to include primary and secondary type fuel filter(s).

Changed to read:

- 4.4.11 COOLING SYSTEM: Largest capacity radiator with automatic viscous fan.

Changed to read:

- 4.4.13 SAFETY: Equipped with seatbelts, running daytime lights, Hide-a-Way type amber colored strobe lights to be installed in all four corners (front and rear light assemblies) of truck. All strobes LED to be wired to a factory type switch located in cab. All lights to LED where available.

Changed to read:

- 4.4.14.2 Driver seat to be Air Ride and passenger seat 2 man bench seat.

Deleted:

- 4.4.14.4 Deleted

Changed to read:

4.4.16 EXHAUST SYSTEM: Muffler, vertical exhaust tailpipe, heat cover, rain cap or turnout.

Changed to read:

4.4.17.5 BODY: All steel, all welded. Load area is to be reinforced on all inside walls with minimum 10 gauge Tread plate. Top of compartments to be reinforced with minimum 12 gauge tread plate or 12 gauge tread plate overlay. Crossmembers must be made of minimum 3" X 5" X 7 gauge rectangular tubing or equal. Front and rear crossmembers must be minimum 3" X 5" X 7 gauge rectangular tubing or equal. Right rear corner must be braced for 6,000 lb. crane mount. Rear corners must be reinforced for quick detach out rigger jacks, two (2) each to be included with package. Units must have mud flaps for dual wheels. Suspension of truck must be sufficient to assure truck is level after body and crane components have been installed. Body to be painted to match cab and chassis. Manual out and crank down outriggers, spring retractable legs. Two (2) each hand grab rails to be installed on each side of rear vertical compartments. Front of utility body to have a rear cab glass protector, made from 2" square tubing and covered with 3/4" expanded metal.

Changed to read:

4.4.17.7 LIGHTS: F.S.S. light kit for body, 96" wide, directional signals, back up lights and Electronic Back up alarm, two (2) polished S.S., two (2) LED amber strobe lights, all recessed into body and wired on truck system

4.5	ITEM	QUANTITY	DESCRIPTION
	3	1	60K GVWR 5 th Wheel Tractor

Changed to read:

4.5.9 WHEELS AND TIRES: Front wheels to be 10 hole hub piloted , 22.5X 9" steel disk wheels, minimum 315/80R 22.5, steel belted tubeless radials, rated 10,000 lbs each. Front wheels to be highway tread design. Rear dual wheel application to be 11R22.5 self cleaning, lug design. Loose lug indicators on front and back.

Changed to read:

4.5.10 BRAKES: Full air, S-cam type, manufacturer's heavy duty brake shoes, spring set parking brakes. Front and rear Rockwell or equal, automatic slack adjusters. Minimum 13 CFM compressor, Midland Pure Air Plus Dryer Model DA33100 or equal with automatic drain valves Model KN24000 or equal on all tanks. Spring set parking brakes on both rear axles. All brake drums to be cast iron. Brake linings to be non-asbestos. Quick connect couplings to be located in a protected area near the front bumper. Couplings will not be mounted to the bumper. Female coupling 1/2" Milton M Type or approved equal to air tanks.

Changed to read:

4.5.14 EXHAUST SYSTEM: Muffler, vertical tailpipe, heat guard, and rain cap or turnout.

Changed to read:

4.5.15 COOLANT SYSTEM: Largest capacity radiator available.

Changed to read:

4.5.19 EMERGENCY LIGHT BAR: Acceptable model will be equal to or greater than the Whelan model FX2AAAA all amber. Two (2) halogen or LED rear work lights (acceptable model, Whelan model FLWL2) to include two (2) amber inboard super LED light heads. (acceptable model Whelan model FLDA or equal). Lightbar/light stick to be wired to switchbox located in cab.

Changed to read:

4.5.20 WET KIT: A truck mounted wet kit will be provided and installed. A transmission mounted PTO and direct mount pump will be installed on the truck transmission. A metal hydraulic reservoir to be mounted behind cab and be a minimum of 75 gallon capacity. Hydraulic controls to be mounted inside truck cab readily accessible to the driver. All valves and fittings required to make wet kit and trailer completely operational to include one female quick coupler (Aeroquip 6-5100-2516 or equal) and one male quick coupler (Aeroquip 6-5100-52-16B or equal). Wet kit to be filled to capacity with SAE 10 Hydraulic oil meeting MIL-L-46152 specifications. Wet kit pump shall be configured to be used with life bottom trailers.

4.7	ITEM	QUANTITY	DESCRIPTION
	5	3	35K GVWR Water Distribution Trucks

Changed to read:

4.7.5 REAR AXLE: Minimum 23,000 lbs. capacity, ratio geared to attain 65 MPH +/- 2mph.

Changed to read:

4.7.6 FRONT AXLE: I Beam type, minimum 12,000 lbs capacity, non-driving.

Changed to read:

4.7.8 BRAKES: Air brakes, full power with automatic adjustment, 4-channel ABS antilock brake system with Traction Control. Rear axle mounted parking brake with key switch interlock.

Changed to read:

4.7.14 EXHAUST SYSTEM: Muffler with horizontal exhaust tailpipe.

Changed to read:

4.7.15 COOLING SYSTEM: Largest capacity radiator with automatic viscous fan

Deleted:

4.7.17.4 Deleted

Changed to read:

- 4.7.18.1 WATER TANK: Minimum 1900 gallon tank with 3/16" construction. Tank interior sand blasted and coated with Epoxy coating. 1/4" Z-Frame, dished and flanged heads, a 24" manway, a Berkely (or equivalent) 3x4 pump. Unit to be equipped for a 2 1/2" hydrant fill.

4.8	ITEM	QUANTITY	DESCRIPTION
	6	5	35K GVWR 7 Cu Yd Hydraulic Dump Trucks

Changed to read:

- 4.8.5 WHEELS AND TIRES: Wheels to be 10 hole hub piloted steel disk wheel, minimum 11R22.5 steel belted tubeless radials, minimum load range G tires. Front tires to be conventional tread. Rear dual wheel application to be on-off, self-cleaning, lug design (Goodyear G124 series or equal). Loose lug indicators on front and back.

Changed to read:

- 4.8.6 BRAKES: Full air, S-cam type, manufacturer's heavy duty brake shoes, spring set parking brakes. Front and rear Rockwell or equal, automatic slack adjusters. Minimum 13 CFM compressor, Midland Pure Air Plus Dryer Model DA33100 or equal with automatic drain valves Model KN24000 or equal on all tanks. Spring set parking brakes on both rear axles. All brake drums to be cast iron. Brake linings to be non-asbestos. Quick connect couplings to be located in a protected area near the front bumper. Couplings will not be mounted to the bumper. Female coupling 1/2" Milton M Type or approved equal to air tanks.

Changed to read:

- 4.8.9 COOLING SYSTEM: Largest capacity radiator with automatic viscous fan.

Changed to read:

- 4.8.11 EXHAUST SYSTEM: Muffler, vertical exhaust tailpipe, heat cover, rain cap or turnout, to be mounted to allow full utilization of specified cab-to-axle length.

Changed to read:

- 4.8.12 CONVENIENCE FEATURES: Manual Adjustable steering, Air Ride seating, drivers only, passenger seat bucket type and standard rear seat.

Deleted:

4.8.13.5 Delete

Changed to read:

- 4.8.14 SAFETY: Equipped with seatbelts, running daytime lights, Hide-a-Way type LED amber colored strobe lights to be installed in all four corners (front and rear light assemblies) of truck. All strobes to be wired to a factory type switch located in cab.

Deleted:

4.8.15.3 Deleted

Changed to read:

4.9	ITEM	QUANTITY	DESCRIPTION
	7	7	50K GVWR Minimum 10 Cu Yard Hi-Rise Dump Trucks

Changed to read:

4.9.8 REAR SUSPENSION: Minimum 40,000 lbs. capacity, Hendrickson Haulmax or equal.

Changed to read:

4.9.9 WHEELS & TIRES: Wheels to be 10 hole hub piloted steel disk wheel, minimum 11R-22.5, steel belted tubeless radials, minimum load range G tires, on/off highway tread design. Front wheels to be highway tread design. Rear dual wheel application to be on-off, self-cleaning, lug design (Goodyear G124 series or equal). Loose lug indicators on front and back.

Changed to read:

4.9.10 BRAKES: Full air, S-cam type, manufacturer's heavy duty brake shoes, spring set parking brakes. Front and rear Rockwell or equal, automatic slack adjusters. Minimum 13 CFM compressor, Midland Pure Air Plus Dryer Model DA33100 or equal with automatic drain valves Model KN24000 or equal on all tanks. Spring set parking brakes on both rear axles. All brake drums to be cast iron. Brake linings to be non-asbestos. Quick connect couplings to be located in a protected area near the front bumper. Couplings will not be mounted to the bumper. Female coupling 1/2" Milton M Type or approved equal to air tanks.

Deleted:

4.9.12.4 Deleted

Changed to read:

4.9.12.14 Air ride driver seat and single passenger seat, bucket type

Changed to read:

4.9.15 COOLING SYSTEM: Cooling system adequate to maintain cooling ability as recommended by manufacturer.

Changed to read:

4.9.18 SAFETY: Equipped with seatbelts, running daytime lights, Hide-a-Way type LED amber colored strobe lights to be installed in all four corners (front and rear light assemblies) of truck. All strobes to be wired to a factory type switch located in cab.

Change specification in its entirety to read:

4.9.19 SPECIFICATIONS HYDRAULIC DUMP BODIES: Minimum 10 Cubic Yard Capacity

4.9.19.1 Body Construction - Body must be 14' x 7' inside and be constructed of minimum 7 gauge steel which meets the ASTM A1011 High Tensile Standard. Body must have a diagonal slope between sides and floor to provide cleaner discharge of load. Sides must be adequately side braced and rub rails be sloped dirt-free type. Floor to be constructed of minimum

1/4" AR-400 steel. All welds must be continuous on floor seams, braces, etc., NO SKIP WELDS. Side boards of channel steel minimum 2.60" x 10" x .240" to be installed to present a smooth face on inside of body. Long sills must be constructed of 7" structural I-beam or channel (minimum). Crossmembers must be constructed of 4" 7.7 lbs. per foot structural I-beam or channel (minimum). Under structure must include standard front and rear 4" structural I-beams or channel and intermediate crossmembers maximum on 12" centers evenly spaced from front to rear. Rear corner posts must be a minimum of 10" wide and constructed of 7 gauge steel which meets the above mentioned standard. Body must have half size cab protector. Body sub-frame to have external guides installed to guide body into proper alignment with sub-frame and to prevent side movement during travel.

- 4.9.19.2 Tailgate - Tailgate must be of the double-acting type, constructed with boxed type reinforcements on all sides with a basic sheet wrapped over top and under bottom with a minimum of two vertical box braces and one horizontal box brace in center, or one vertical box brace in center and two horizontal box braces. Base section must be of the sloped, dirt-free type. Upper tailgate hardware 1" (minimum) thick flame cut steel. Tailgate latch 5/8" (minimum) thick flame cut steel.
- 4.9.19.3 Pivots and Pins - All pivots must be equipped with grease fittings. Rear hinge pins 2" O.D. minimum, upper tailgate pin 1" O.D. minimum. Lower tailgate pin 2" O.D. minimum.
- 4.9.19.4 Hydraulics - Hoist must be a class 110 minimum, full sub-frame type head mount telescopic hoist which conforms to National Truck Equipment Association (NTEA), Hydraulic Hoist and Dump Body Classification Chart. Fifty degree (50 degree) dump angle +/- 2 degrees, with truck chassis frame tapered at rear to form a positive stop with rails of dump box at maximum dump angle. A full mating surface is required. Hydraulic pump to be close couple direct mount to power take off. Pump to be Chelsea DPH50, minimum 25 GPM at 1,000 RPM, or equal air-controlled with feathering valve. Hydraulic system to include in-line hydraulic filter. Power take off to be Munci TG8 or equal with air shift controls. Pump and P.T.O. controls to be firmly mounted in cab where it is easily accessible from driver's position. Cable or rod operated controls are not acceptable. Unit will be provided with safety limit equipment designed to stop the dump body at its maximum dump angle. Hoist installation must provide for use of the entire cylinder stroke when reaching maximum dump angle. Controls must include capability of hoisting, holding or lowering body.
- 4.9.19.5 Other Equipment - All necessary clearance lights, marker lights, reflectors, mud flaps and mechanical back up alarm to be included must meet State Inspection requirement. Four high intensity strobe lights to be installed, two (2) in, or near, the front bumper and two (2) flush mounted near the top of the rear tailgates.
- 4.9.19.6 Work Quality - Bodies with inferior welds (i.e., pin holes and non-penetrating welds) will not be accepted. Welds on sub-frames or body components will be such as not to interfere with any other frame or body components. All components are to be new (overhauled items are NOT acceptable).
- 4.9.19.7 Tarp system to have aluminum housing, minimum 12 gauge 1 5/8" steel tubing arms. Ground level control with removable crank, and locking

gears. Chain cover and tarp to be same width as body inside. Housing to be mounted on cab protector. Acceptable model, Aero 400 or proven equal.

- 4.9.19.8 Mud Flaps - Mud flaps manufactured of a rubber base material are to be installed on both sides of vehicle front and rear of rear tires. Front mud flaps to have anti-sail device. Rear flaps to be free swinging. Mud flaps to be minimum 1.5 lbs. per square-foot and plain black without identifying markings.

4.11	ITEM	QUANTITY	DESCRIPTION
	9	11 Each	End Dump 15K Trailer

Changed to read:

- 4.11.2 FRAME: Hi-Tensile steel I-beam, 18" main frame, 9" front section, 78" long, 42 1/2" wide and minimum 24 feet in length.

Changed to read:

- 4.11.6 SUSPENSION: 50,000 lb. Single point spring suspension. Hubs to be 10 stud hub piloted, steel with 11R-22.5 tires on steel, 10-hole hub piloted wheels.

Changed to read:

- 4.11.8 HOIST: Standard hoist with dog house.

Changed to read:

- 4.11.9 LIGHTING: All lighting and reflectors will meet D.O.T. and Texas State Standards. Reflectors shall be attached with mechanical fasteners. LED Strobe lights shall be installed on the front and rear of trailer. LED Strobe lights and light assemblies on the rear of the trailers shall be shielded to prevent damage.

4.12	ITEM	QUANTITY	DESCRIPTION
	10	6	Semi-Trailer, Pusher Rear Ejection, Brush Trailer

Changed to read:

- 4.12.4 WHEELS AND BRAKES: Dual wheel, dual axle, eight wheels, system compatible to GVWR of vehicle. Brakes to be full air ABS with automatic slack adjusters and must meet or exceed D.O.T. requirements for rated GVWR. Wheels to be 10-stud hubs, outboard uni-mount drums with 11R x 22.5 minimum, load range H, 16 ply rating steel belted radial tires self-cleaning lug design installed.

Added Item NO: 11

4.13	ITEM	QUANTITY	DESCRIPTION
	11	1 Each	Tri Axle Low Boy Trailer
4.13.1	HAULING CAPACITY: 110,000 lbs. minimum payload on any 16 ft. of deck. Trailer weight minimum 22,000 lbs., maximum weight of 24,000 lbs		
4.13.2	CONSTRUCTION: High tensile strength steel with minimum 100,000 psi yield strength. Fully cambered 4 beam design with tapered front for maximum 8 degree climb angle. Full width cross members on 20 inch centers.		
4.13.3	DIMENSIONS: a). Deck Width..... 108 inches maximum b). Deck Height..... 22 inches maximum when loaded c). Deck Clearance..... 6 inches minimum when loaded d). Overall Length..... 54-1/2 feet maximum. e). Deck Length..... 24 feet minimum, unobstructed. f). Rear deck length..... 13.5 feet minimum, unobstructed		
4.13.4	Hydraulic removable gooseneck with a minimum hydraulic lifting travel height of 30 inches. Removable King pin with dual settings of 84 inch and 108 inch. Non-ground engaging design.		
4.13.5	DECK: Floor to be full width 1-1/2 inch apitong or oak on main deck between beams, rear ramp and rear deck. Secured with recessed self-taping screws or bolts. Ramp climb angle to rear deck to be maximum of 18 degrees with side steel members integral to main deck and rear deck allowing functional tie-downs. Roller stops at rear of deck. Swinging/removable 12 inch outriggers (without planks) with double hook-on outriggers at front of deck. Flip over "wide load" sign at the rear deck.		
4.13.6	TIE-DOWNS: Minimum of 6 tie-down D-rings on main deck on each side. One tie-down D-ring on each side of deck ramp. One tie-down D-ring on each bolster. Two tie-down D-rings on rear of trailer. Tie-downs to be equally spaced at corresponding dimensions on both sides.		
4.13.7	TIRES & WHEELS: Twelve (12) 255/70R22.5 (H) 16 PR tubeless radials on hub piloted wheels with outboard seals. Minimum 8.25 x 22.5 steel disk wheels. Rubber mud flaps at rear wheels. Trailer to be delivered with one spare tire and wheel.		
4.13.8	BRAKES: 16-1/2 inch by 7 inch air brakes minimum. Automatic slack adjusters.		
4.13.9	SUSPENSION: Air ride suspension with combined axle capacity of 67,500 lbs. Rear (3rd) axle to be air lift. Manual 6 inch (+3"-3") travel adjustment with air exhaust valve.		
4.13.10	RAMPS: (front) Two (2) flip ramps, wood filled. Split aluminum center ramps with ramp trays on sides of gooseneck.		
4.13.11	POWER: Minimum 13 hp engine recessed within gooseneck for hydraulic power to twin lift cylinders, and plumbing to allow optional quick-connect use of tractor wet kit.		

4.13.12 **ELECTRICAL SYSTEM:** LED sealed lighting with amber strobes and flasher kit with rechargeable battery for marker light circuit. 7-way ATA plug.

4.13.13 **PAINT:** Shot blasted, primed and urethane black yellow or red paint. Heat cured.

Added Item NO: 12

4.14	ITEM	QUANTITY	DESCRIPTION
	12	1 Each	15 Ton Trailer

4.14.1 **HULING CAPACITY:** not less than 50 mph over improved roads.

4.14.2 **CONSTRUCTION:** Main frame, tongue, and ramps shall be constructed for high tensile strength steel, all welded construction with adequate size rails, cross members, designed for load specified.

4.14.3 **DIMENSIONS:**

Width	Maximum 96"
Height	Maximum 37"
Overall Length	Maximum 32', Minimum 27'
Deck Length	18' 6" to 22'
Dovetail	5' 6" (approximately)
Tongue	6' (approximately)
Ramps	5' 6" (approximately)

4.14.4 **TONGUE:** Shall be straight through type with suspension attached to the tongue frame for direct pull with an adjustable lunette eye (Holland #1250-15 or approved equal) from tongue hitch. To be bolted on with grade 9 bolts (5/8" minimum). One fourth (1/4") plate shall be welded to underside of tongue to form a tote tray and have drainage holes. Unit shall have a 10% minimum weight on tongue with trailer empty or loaded. Maximum tongue weight not to exceed 15%.

4.14.5 **DECK-OVER:** Deck-Over wheel type deck with 12° dovetail. Floor to be 2" minimum rough oak firmly secured to frame members with recessed bolts or screws. There shall be twelve (12) tie down rings, six (6) to each side of trailer installed approximately four feet (4') apart. Rings to have an inside diameter big enough to accept 1/2" hook and chains (D ring type) and have a rod diameter of 3/4". Two (2) 12,000 lb. drop leg jacks to be installed outside tongue on the left and right sides of tongue and positioned in front of deck as low as possible. Pipe used to connect jacks to be below deck level and protected with angle iron front and bottom. Handle for operating jacks to be installed on passenger side of trailer. Two (2) steps 3/8" x 12" x 17" shall be on the left front and right rear of trailer. One handle on left front and two handles of 5/8" x 60" cold roll shall be at the steps. Height of handles to be approximately 25".

4.14.6 **TIRES:** 8.25 x 15 load range G or equal

4.14.7 **BRAKES:** Full air brakes, minimum 12-1/4" x 7-1/2" with break-a-way system.

4.14.8 **SUSPENSION:** Hatch H-7000 multi-point spring or equal. Tandem axles to be standard Forge A-22S or equal.

4.14.9 **RAMPS:** Two (2), approximately 5'6" long, 12 degree fold over, self supporting type with double hinge points. Adjustable loading width from 96" to approximately 24". Ramps to be manufactured of 80,000 PSI, high tensile steel compatible to trailer hauling capacity.

Maximum lifting weight to be 60 lbs. when ramps are lifted to place in travel position. Ramp assist springs may be used.

- 4.14.10 **ELECTRICAL SYSTEM:** to be color coded and protected in conduit. Class A dual stop tail-lights and turn indicating lights, license plate lights and rear identification lights. Reflectors on sides and rear. Electrical system to have automotive reset circuit breakers. Male trailer plug (Cofe Hersey 6 pole 76P) to be on end of trailer wire that plugs into truck. Lights to be recess mounted at rear of trailer deck. Trailer to have breakaway switch with wet cell battery. Protection plate to be bolted over battery top. All safety laws and regulations covering trailers of this class to be complied with.

Added Item NO: 13

4.15	ITEM	QUANTITY	DESCRIPTION
	13	1 Each	Cab and Chassis, Minimum GVWR 26,000 lbs. with 84" useable cab to axle, 35' Hi-Ranger Aerial Lift & Service Body
4.15.1	TRUCK: Standard cab, two door with cab grab handles, tilt hood, and fenders.		
4.15.2	ENGINE: Diesel, minimum 240 H.P., 605 ft. lb. of torque at manufacturers recommended RPM, with engine oil cooler and full flow spin on oil filter.		
4.15.3	TRANSMISSION: Minimum Allison 2500 RDS; or proven equal.		
4.15.4	REAR AXLE: Minimum 17,500 lbs., single speed, ratio geared to attain 65 mph +/-2 mph, equipped with hub piloted steel hubs, out-board mount type brake drums. Stemco (or equal) oil rear seals.		
4.15.5	FRONT AXLE: Minimum 8,500 lbs., equipped with hub piloted steel hubs, out-board mount type brake drums with Stemco (or equal) front wheel visible cap bearing oiler. Front shock absorbers to be heaviest duty available for specified axle.		
4.15.6	SUSPENSION: Equipped with manufacturer's heavy duty suspension applicable to axle ratings and overall gross vehicle weight		
4.15.7	WHEELS AND TIRES: Wheels to be 10 hole hub piloted steel disk wheel, minimum 11R-22.5 steel belted tubeless radials, minimum load range H tires. Front tires to be conventional tread. Rear dual wheel application to be on-off, self-cleaning, lug design.		
4.15.8	BRAKES: Full air, S-cam type, manufacturer's heavy duty brake shoes, spring set parking brakes. Front and rear Rockwell or equal, automatic slack adjusters. Minimum 13 CFM compressor, Midland Pure Air Plus Dryer Model DA33100 or equal with automatic drain valves Model KN24000 or equal on all tanks. Spring-set parking brakes on both rear axles. All brake drums to be cast iron. Brake linings to be non-asbestos. Quick connect couplings to be located in a protected area near the front bumper. Couplings will not be mounted to the bumper. Female coupling 1/2" Milton M Type or approved equal to air tanks.		
4.15.9	STEERING: Integral power steering.		
4.15.10	FUEL SYSTEM: To be equipped with under cab minimum 50 gallon left and right hand tanks. Right hand tank to be step type, left hand tank may be step or frame type not to		

extend more than 4" behind cab. Fuel filtration system to include primary and secondary type fuel filters with automatic water separator.

4.15.11 COOLING SYSTEM: Largest capacity radiator with automatic viscous fan.

4.15.12 UNIT TO BE EQUIPPED WITH THE FOLLOWING ADDITIONAL EQUIPMENT:

- 4.15.12.1 Two (2) air horns.
- 4.15.12.2 Integral power steering.
- 4.15.12.3 Turn indicators, front and rear, stop and tail lights.
- 4.15.12.4 Deleted
- 4.15.12.5 Tachometer.
- 4.15.12.6 Adjustable steering column.
- 4.15.12.7 Cigar lighter/Power port for use with cell Phone
- 4.15.12.8 Water temperature, oil pressure, tachometer and volt or amp gauges.
- 4.15.12.9 DOT reflector flare kit.
- 4.15.12.10 Back up alarm.
- 4.15.12.11 Minimum AM/FM radio.
- 4.15.12.12 5 lb. fire extinguisher.
- 4.15.12.13 Fixed interval wiper control with windshield washer.
- 4.15.12.14 Tinted glass.

4.15.13 FRAME: Minimum 50,000 PSI rail, 900,000 RBM

4.15.14 EXHAUST SYSTEM: Muffler and exhaust system to be horizontally mounted.

4.15.15 ELECTRICAL: Minimum 1800 CCA Battery and minimum 130 amp alternator

4.15.16 VEHICLE TO BE EQUIPPED WITH TWO (2) FRONT TOW HOOKS INSTALLED ON FRAME AND STRENGTHENED SUFFICIENTLY TO LIFT, PULL, AND TOW TRUCK.

4.15.17 SPECIFICATIONS 12' PLATFORM/ FLATBED

- 4.15.17.1 LENGTH: Twelve feet (12')
- 4.15.17.2 WIDTH: Ninety inches (90").
- 4.15.17.3 LONGITUDINAL SILLS: Minimum four inch (4") channel, 5.6 pound, high strength steel
- 4.15.17.4 CROSS SILLS: Minimum four inch (4") formed box channel of "C" section high strength steel, eleven (11) gauge. All cross sills to be welded to longitudinal sills on all sides.
- 4.15.17.5 SIDES AND END RAILS: Five inch (5") deep, minimum eleven (11) gauge, with built in box type stake pockets
- 4.15.17.6 FLOOR: Minimum three sixteenths inch (3/16"), steel tread plate with floor welded to cross members, or minimum one eighth inch (1/8") steel tread plate with a minimum of five (5) floor support long sills, formed of twelve (12) gauge steel channel.
- 4.15.17.7 LIGHTS: Two (2) amber reflectors; four (4) red reflectors; two (2) combination stop and turn signal lights; four (4) clearance lights (mounted on left and right rub rails), all required to meet State Inspection requirements.

4.1517.8 MUD FLAPS: Mud flaps manufactured of a rubber base material are to be installed on both sides of vehicle, front and rear of rear tires. Front mud flaps to have anti-sail device. Mud flaps to be minimum one point five (1.5) pounds per square foot and plain black without identifying markings.

4.15.17.9 CAB PROTECTOR: To be manufactured of minimum two inch (2") by two inch (2") minimum eleven (11) gauge steel box tubing. Protector to be cab width and four inches (4") above cab height. Sides of protector to be angled to conform to cab contour (approximately) and extend four inches (4") above top vertical brace. Two (2) vertical, evenly spaced, center supports of minimum two inch (2") by two inch (2") square box is required. Three (3) horizontal braces, one (1) top, one (1) center, and one (1) bottom of frame between vertical braces, using minimum two inch (2") by two inch (2") steel box tubing. Entire protector to be covered from cab side with one inch (1") raised pattern expanded metal (minimum twelve (12) gauge) and welded securely to frame. Wire mesh must extend from top of frame to the platform floor. Protector to be welded to platform. Cab protector to be painted with Automotive Black Enamel.

4.15.17.10 FOLD DOWN TAILGATE: Tailgate to be sixteen inches (16") high and bed width manufactured of minimum ten (10) gauge steel. Gate upper lip and ends to have a minimum of one and a half inch (1-1/2") roll edges. Two (2) vertical braces minimum one inch by two inch (1" X 2") channel will be installed in center of gate, each evenly spaced from outer ends. Hinges and pins (minimum four (4) each will be installed below platform level and manufactured of minimum four inch by half inch (4" X 1/2") pins and appropriate size retainers. Post manufactured of minimum two inch by two inch by one quarter inch (2" X 2" X 1/4") boxed steel and will be firmly welded to the platform floor to serve as tailgate retainers and stop when gates are closed. A chain type securing device to be provided that holds tailgates in the closed position.

4.15.18 SPECIFICATION AERIAL LIFT WITH SERVICE BODY:

4.15.18.1 The aerial Lift must have a minimum height of 35 ft. from the ground to the bottom of the basket, i.e. 40 ft. working height based on a standard frame height of 40 inches. The horizontal reach, from the centerline of rotation to the edge of basket, must not be less than 20ft. when the lower boom is at maximum elevations. The utility body must be an open-type suitable for use with an aerial basket unit of this size, and must be in compliance with the listed body requirements

4.15.18.2 The complete unit, aerial lift and utility body, must be furnished with the following equipment and must meet the following minimum requirements-

4.15.18.3 The aerial lift unit must be mounted on the truck's frame on the longitudinal centerline of the truck directly behind driver's cab. The aerial lift unit must not depend on the body for support when the basket is not in the stowed position. The lift supplier must reinforce the truck's frame to meet the requirements of this unit.

4.15.18.4 The aerial unit must be equipped with a torsion bar stabilizer. In addition, the aerial unit must be equipped with at least one hydraulically actuated outrigger on each side of the truck behind the cab. The outriggers must be the H-Frame type or modified A-frame type, must not obstruct the bed floor

space, and must be capable of leveling and stabilizing the unit. Each outrigger must have an individual control. The outriggers must not extend beyond the truck when retracted. Each two (2) outriggers must have a warning light on the dash of the truck's cab, wired to come-on whenever the outriggers have traveled approximately 2" from the retracted position (i.e. light on = set and light off = retracted). The outriggers' control must have ¼ - turn type shut-off needle valves located next to the control valves. The outriggers' control and shut-off valves must have visible directional labels (i.e. up-down and open-closed). The outriggers must be equipped with locks which will hold them in the retracted position and prevent them from settling.

- 4.15.18.5 The aerial unit must be equipped with outriggers' interlock down limit feature, which prevent the operation of the booms until the outriggers are no more than 12" away from the ground level i.e. the aerial unit must be operative if the outriggers are within the range of 12" away from the ground
- 4.15.18.6 The pedestal-mounted turntable must have 360 degree continuous rotation
- 4.15.18.7 The upper boom must be made of non-conducting material, such as fiberglass, and must be tested and certified for 69 KVAC rating minimum. The construction, testing and certification of the upper boom must meet and be in accordance with the latest ANSI A92.2 requirements. The basket's end of the upper boom must have a D-ring to attach the safety belt and lanyard. There must be no exposed metal structures at the basket or at the top end of the upper boom. The lower boom must have an insulated fiberglass insert; the insert must be insulated for 50 KVAC minimum
- 4.15.18.8 The aerial lift unit must have a center-mounted two-man basket. The inside dimensions of the basket should be approximately 24" x 38" x 42" deep. The basket must be insulated for 30 KVAC minimum through all sides and bottom. The basket lip must not be drilled for an "eye-bolt" installation for the purpose of holding either the safety belt or the basket cover. The basket must be maintained in a leveled position by a positive leveling system; gravity leveling systems will not be acceptable. The basket must be provided with a removable liner insulated for 50 KVAC minimum through all sides and bottom. The basket must be furnished with a waterproof canvas cover for the basket opening. The basket must have a minimum safe working capacity of 400 lbs. (without liner installed) minimum in all positions. The basket must have two (2) foot supports on the outside portion of the basket, for the purpose of entering into the basket. The supplier must furnish a lower boom hold-down (lock) at the boom rest and an upper boom tie-down. The aerial lift must be manufactured in accordance with the latest American National Standard Institute (ANSI) specifications.
- 4.15.18.9 The aerial lift unit must be actuated by a hydraulic system with the following minimum requirements: Power for hydraulic system must be obtained from a transmission mounted power take off with a close coupled (direct mount) hydraulic pump installed. Pump to be rated at manufactures recommended GPM and PSI and be air controlled. Power take off to be Chelsea 381XSBox-A3XR or equal with shift controls. And indicator light must be dash mounted to indicate when power take off is engaged
- 4.15.18.10 The hydraulic system must have filtration as recommended by the aerial lift manufacturer. The installation of the hydraulic lines must be in a manner and location as to provide complete accessibility to the hydraulic connections. Any material which are not furnished by the aerial lift's manufacturer, such as hydraulic tank, etc., must be provided by the supplier, and must be of first

class design and manufacture

- 4.15.18.11 Integral holding valves must be provided on all cylinders to hold the booms in position in the case of hydraulic line and/or pressure failure. Means of manual bleed-off must be provided with the holding valves. The holding valves must be located at the cylinders.
- 4.15.18.12 A single-lever control handle must be provided at the basket for rotation and operation of the upper and lower booms. The aerial lift controls must be completely recessed at all boom positions or be protected with a guard. A multi-lever set of controls must be installed at the pedestal of the aerial lift unit and must control the same movements and in every case override the controls that are located at the basket, i.e. regardless of the position of the controls at the basket, the basket may be moved in any desired direction by using the controls located at the pedestal. The controls must be designed in a manner requiring two (2) independent actions to be initiated by the operator prior to movement of the aerial basket; both independent actions must be incorporated in the same single-lever control handle. All controls must be of the type which automatically return to the neutral position whenever released. All movements of the aerial lift must be executed with immediate and full response without depending on any other operation of the aerial lift to keep the hydraulic system up.
- 4.15.18.13 The solenoid to power the aerial unit must be set-up on a separate electrical circuit from other functions such as boom warning lights, outriggers warning lights, etc. This solenoid must be switch activated, i.e. whenever the aerial unit is ready to be operated. The switch must be located, and labeled inside the cab within easy access to the operator.
- 4.15.18.14 Aerial lift units that are equipped with closed-center hydraulic systems must have an automatic engine throttle that controls the engine's speed between idle and maximum pump speed, as specified by the pump manufacturer according to the demand of the hydraulic system. The throttle control arrangement must not produce erratic basket operation.
- 4.15.18.15 Aerial lift units that are equipped with open-center hydraulic systems must have two (2) insulated 2-speed throttle controls; one (1) such control must be located at the baskets controls and another such control must be located near the outriggers' controls, so that the operator can select either engine idle speed or maximum pump speed. The throttle control arrangements must not produce erratic basket operation.
- 4.15.18.16 The supplier must install a high-pressure hydraulic line terminated in two (2) quick couplers at the basket. Supplier must also install a hydraulic return line with 2 quick couplers at the basket. Quick couplers at the basket must not project above the top surface of the boom when the upper boom is in the stored position, and must all be "male" type. Coupling on both pressure and return lines must fit the "Hansen, Series 3HK, Part #3-H2-1" sockets. This system must utilize the same pump that drives the aerial basket, but the supply at the quick coupling must not be greater than 2000 PSI and six (6) gallons per minute and must not be less than 1500 PSI and four (4) gallons per minute. The supplier must also furnish a hydraulic regulator suitable for use in and located in the basket to provide the pressure and volume specified above automatically, but be adjustable for varying tool requirements. This system will be used to power hydraulic hand tools, either in the basket or on the ground.

- 4.15.18.17 The fully assembled aerial lift unit must meet the additional following minimum requirements: Unit must have an electric powered emergency lowering system. The lowering system must include a pump, motor and all necessary equipment to make it complete and fully operational. Assembled unit must be insulated for 69 KVAC minimum from basket's end of upper boom to elbow's end of upper boom. This insulation valve must include the boom and any and all control circuits, leveling devices, and auxiliary circuits or devices in or on the upper boom. Distance from the highest point on the assembled unit to the ground, in the stowed travel position, must not exceed 12 ft., based on 40" chassis frame height.

4.15.19 SPECIFICATIONS UTILITY BODY

- 4.15.19.1 Dimensions: Length- approximately 134" Width - approximately 94"
Compartment depth- approximately 20" Floor width - approximately 54".
- 4.15.19.2 Compartments: Three vertical and one horizontal compartment in center on street side. Two vertical and one horizontal compartment in center, plus a minimum 18" wide personnel access opening at front of body on curb side. Opening to have a minimum of 2 steps from lower side of body to floor level manufactured of minimum 10 gauge tread plate. Vertical compartments must have a minimum of 2 adjustable shelves for compartment on adjustable shelf supports. Horizontal compartments must each have pull-out type gasket trays on full extension drawer slides and one tray per side with adjustable dividers for bottom of compartment. All doors must be sealed with weather-proofing material, be double panel type (minimum 20 gauge H.T.) and have rust proof paddle lock handles. One key must operate all locks. All vertical doors must have a positive door holder to retain doors in the open position when necessary.
- 4.15.19.3 Body- All steel, all welded. Load area is to be reinforced on all inside walls with minimum 10 gauge safety tread plate. Top of compartments to be reinforced with minimum 3/16" safety tread plate. Crossmembers must be made of minimum 4" - 5.4# structural channel or equal. Front and rear crossmembers must be minimum 4" x 2" x 11 gauge rectangular tubing or equal. Units must have mud flaps for dual wheels. Unit to be painted to match white cab and chassis. Rear Bumper- Step type, heavy-duty, minimum 3/16" gauge safety walk plate steel. Minimum 12" deep and body width.
- 4.15.19.4 Lighting requirement: Furnish all lighting required by D.O.T., including the following: Directional lights mounted on rear of body. Simultaneous flasher is provided on cab and chassis; wire body to accommodate this feature. Clearance lights as required by law. Two stop and tail lights, license plate light (6) reflectors.
- 4.15.19.5 Cab Guard: Must be manufactured to cover the entire cab of the vehicle from the front bumper to a minimum of 3" behind the vehicle cab and the cab width. Frame is to be a minimum of 2" structural square tubing with minimum 3/16" walls. 2" schedule 80 pipe, with minimum .218" walls may be used instead of square tubing. Design must allow for full opening of the vehicle hood to service engine. Frame to be re-inforced and overlaid with expand metal (3/4" No.9) installed with the diamond design perpendicular to the longitudinal axis of the truck. When completed, the guard must be capable of withstanding the weight of two 200 lb. men working side by side on the guard. Guard must be firmly bolted to the front bumper and truck frame.

behind the cab. Portion of guard behind the truck cab must also be re-inforced (both vertically and horizontally) and covered with the expanded metal mentioned above from the frame of the truck to the top of the guard. All re-inforcing braces for the top and rear of cab guards must be of the same material as used for the frame and must be installed at not more than 24" centers and form a 2" square patterns over the entire structure.

- 4.15.19.6 Warning Lights: Install two emergency warning lights on top of cab guard at front of cab guard (one each side). Lights to be two sealed beam type rotating beacon with yellow domes (Grate 76223 or equal). Each light is to be protected by a removable expanded metal shield which covers the entire assembly. On/Off switches to be dash mounted. Each unit is to fused in accordance with manufacturer's recommendation.
- 4.15.19.7 Water Can Bracket: Bracket to have 14" base and be 14" high. Bracket to be mounted over front right vertical compartment.
- 4.15.19.8 Backup Alarm: An electrical backup alarm will be installed at rear of vehicle. Alarm will meet OSHA standards.
- 4.15.10.9 Additional Equipment: A travel cradle/support as recommended by the equipment manufacturer must be provided to anchor the lift arm while in the travel mode. Successful bidder will furnish and install all necessary steps ladders and/or grab handles to provide easy and safe access to the basket and inner portions of the utility body. Warning lights are required on the vehicle dash which will be wired to illuminate whenever the upper and/or lower boom is out of the travel mount.

PRICE SCHEDULE:

The following items were changed or added to the Price Schedule.

Changed to read:

ITEM	QUANTITY	DESCRIPTION
7	7	50K GVWR Minimum 10 Cu Yard Hi-Rise Dump Trucks

Added Item:

ITEM	QUANTITY	DESCRIPTION
11	1 Each	Tri Axle Low Boy Trailer

Added Item:


ITEM	QUANTITY	DESCRIPTION
12	1 Each	15 Ton Trailer

Added Item:

ITEM	QUANTITY	DESCRIPTION
13	1 Each	Cab and Chassis, Minimum GVWR 26,000 lbs. with 84" useable cab to axle, 35' Hi-Ranger Aerial Lift & Service Body


Paul J. Calapa
Purchasing Administrator
Finance Department, Purchasing Division

Date: 8/8/2015
Company Name: Grande Truck Center
Address: 4562 IH-10 East
City/State/Zip Code: SAN ANTONIO, TX 78219
Kurt Hoffelt
Signature



City of San Antonio

ADDENDUM II

SUBJECT: Formal Invitation For Bid (IFB) 6100006381 PURCHASE OF MEDIUM AND HEAVY DUTY TRUCKS AND TRAILERS II scheduled to open Friday, August 10, 2015 date of issue July 22, 2015.

DATE: August 5, 2015

THE ABOVE MENTIONED INVITATION FOR BID (IFB) IS HEREBY AMENDED AS FOLLOWS:

1. **THE BID OPENING REMAINS MONDAY, AUGUST 10, 2015, 2:00 P.M. CENTRAL TIME.**
2. IFB Document Section 004 – Specifications / Scope of Services, General Conditions:

4.5	ITEM	QUANTITY	DESCRIPTION
	3	1	60K GVWR 5 th Wheel Tractor

Changed to read:

- 4.5.7 REAR AXLE: Tandem axle configuration- 6x4 design. Single speed tandem drive, minimum 46,000 lbs capacity to be Rockwell RT 46-160 or equal. Gear ratio installed must be capable of 70 +/- 2 mph geared road speed at full engine governed RPM. Driver controlled differential locks on both rear axles.

Added:

4.5.22 Units to be equipped with the following additional equipment:

- | | |
|-----------|---|
| 4.5.22.1 | Two (2) air horns |
| 4.5.22.2 | Integral power steering |
| 4.5.22.3 | Turn Indicators, front and rear, stop and tail lights |
| 4.5.22.4 | Tachometer |
| 4.5.22.5 | Adjustable steering column |
| 4.5.22.6 | Cigar lighter/power port for use with cell phone |
| 4.5.22.7 | Water temperature, oil pressure, tachometer and volt or amp gauges. |
| 4.5.22.8 | DOT reflector flare kit |
| 4.5.22.9 | Electronic Back up alarm |
| 4.5.22.10 | Minimum AM/FM radio |
| 4.5.22.11 | 5lb fire extinguisher |
| 4.5.22.12 | Fixed interval wiper control with windshield washer |
| 4.5.22.13 | Air ride driver seat and single passenger seat, bucket type. |

4.6	ITEM	QUANTITY	DESCRIPTION
	4	1	66K GVWR Concrete Truck

Changed to read:

4.6.14 SEATING: Air suspension vinyl driver's seat, supplied by trucks air system, and a single passenger seat, bucket type.

Changed to read:

4.6.15 CAB FEATURES: Dome light, OEM heater, defroster, and air conditioning. Left and right sun visors and left and right arm rests. Full cover rubber floor mat. Minimum AM/FM radio, gauges for fuel level, oil pressure, water temperature, and alternator volts (if available or OEM electronic display), OEM tachometer and hour meter. One power port outlet. Two (2) air horns, turn Indicators front and rear, stop and tail lights, Integral power steering, adjustable steering column, fixed interval wiper control with windshield washer. Additional equipment DOT reflector flare kit, one 5lb fire extinguisher and electronic back up alarm

ITEM	QUANTITY	DESCRIPTION
5	3	35K GVWR Water Distribution Trucks

Changed to read:

4.7.17.11 2 each ¾" x 100' Heavy Duty garden hose

Changed to read:

4.7.17.18 Flush rear bumper (DOT style bumper)

Changed to read:

4.7.18.4 DECK MOUNTS: Two (2) (Reelcraft EZ 33112L12D , or equivalent) ¾" x 100' electrical rewind hose reel with rollers. Hoses will have adjustable fire nozzles.


4.8	ITEM	QUANTITY	DESCRIPTION
	6	5	35K GVWR 7 Cu Yd Hydraulic Dump Trucks

Changed to read:

4.8.2 TRANSMISSION: Minimum Allison 2500 RDS, or proven equal.

Changed to read:

4.8.8 FUEL SYSTEM: To be equipped with single or dual fuel tank(s), with total minimum capacity of 65 gallons. Right hand tank to be step type, left tank may be step or frame type not to extend more than 4" behind cab. Fuel filtration system to include primary and secondary type fuel filter(s). Fuel filtration system to include primary and secondary type fuel filters with automatic water separator, D.E.F. gauge inside of truck.


 Paul J. Calapa
 Purchasing Administrator
 Finance Department, Purchasing Division

City of San Antonio
Finance Department - Purchasing Division
Local Preference Program Identification Form

The City of San Antonio Local Preference Program, described in the San Antonio City Code Chapter 2, Article XII, establishes a local preference for specific contracting categories. Each time a bidder or respondent submits a bid for a solicitation, this Local Preference Program Identification Form must be completed and turned in with the solicitation response in order to be identified as a City Business and receive the preference described below. The City will not rely on Local Preference Program Identification Forms submitted with prior or contemporaneous bids or proposals.

The Local Preference Program allows the City to grant a preference to a business meeting the definition of *City Business* in the award of the following types of contracts, when selection is made based on price alone:

- Personal Property (Goods / Supplies): The local bidder's price must be within 3% of the price of the lowest non-local bidder for contracts of \$50,000 or more;
- Non-professional Services: The local bidder's price must be within 3% of the price of the lowest non-local bidder for contracts of \$50,000 to under \$500,000;
- Construction Services: The local bidder's price must be within 3% of the price of the lowest non-local bidder for contracts of \$50,000 to under \$100,000, excluding contracts awarded using alternative delivery methods.

The Local Preference Program also allows the award of additional points, when multiple evaluation criteria are used in the award of professional service contracts, where the selection process is not governed by statute and in revenue generating and concession contracts. A business meeting the definition of *City Business* stated below may be awarded 10 points for being headquartered within the city, or 5 points for having a local office within the city.

Moreover, the program recognizes joint venture agreements and allows for apportioning of points based upon the percentage of ownership of joint ventures by *City Businesses* responding to solicitations for which discretionary points are applied. For solicitations where selection is made based on price alone, all members of a joint venture must be *City Businesses* for the preference to be applied.

City Business is defined as a business headquartered within the incorporated San Antonio city limits for one year or more OR one that meets the following conditions:

- Has an established place of business for one year or more in the incorporated limits of the City:
 - (a) from which at least 100 of its employees OR at least 20% of its total full-time, part-time and contract employees are regularly based; and
 - (b) from which a substantial role in the business' performance of a commercially useful function or a substantial part of its operations is conducted by those employees.

A location utilized solely as a post office box, mail drop or telephone message center or any similar combination, with no other substantial work function, is not a *City Business*.

For the purposes of this program, Headquartered is defined as the place where a business entity's officers direct, control, and coordinate the entity's activities.

NOTE: Bidders / Respondents are required to submit documentation to substantiate that the requirements of a City Business have been met. Examples of documentation may include, but are not limited to the following:

1. Existence of local headquarters or office: For corporations, Texas Comptroller's listing of names/addresses of officers and directors. For partnerships, partnership agreement and any documents identifying the current managing partners and their current work addresses
2. Evidence of local headquarters or office in existence for one year or more: Utility bills, real property lease agreements, equipment leases, personal property taxes, real property taxes
3. Evidence of number of employees: Organizational charts, payroll records by location

City of San Antonio
Finance Department - Purchasing Division
Local Preference Program Identification Form

CITY RESERVES THE RIGHT TO REQUEST ADDITIONAL INFORMATION TO VALIDATE BIDDERS/RESPONDENTS' DESIGNATION AS A CITY BUSINESS.

COMPLETE THE FOLLOWING FORM AND SUBMIT WITH YOUR RESPONSE EVEN IF YOU ARE NOT SEEKING A LOCAL PREFERENCE. THE BIDDER / RESPONDENT MUST COMPLETE THE FOLLOWING FORM TO BE IDENTIFIED AS A CITY BUSINESS. IF BIDDER / RESPONDENT IS SUBMITTING AS A JOINT VENTURE, EACH CITY BUSINESS THAT IS A MEMBER OF THE JOINT VENTURE MUST COMPLETE AND SIGN THIS FORM.

PROVIDE THE FOLLOWING INFORMATION IF BIDDER/ RESPONDENT IS SUBMITTING AS PART OF A JOINT VENTURE. Joint Venture means a collaboration of for-profit business entities, in response to a solicitation, which is manifested by a written agreement, between two or more independently owned and controlled business firms to form a third business entity solely for purposes of undertaking distinct roles and responsibilities in the completion of a given contract. Under this business arrangement, each joint venture partner shares in the management of the joint venture and also shares in the profits or losses of the joint venture enterprise commensurately with its contribution to the venture.

STATE BIDDER'S / RESPONDENT'S PERCENTAGE OF OWNERSHIP IN THE JOINT VENTURE: 21%

SUBMIT A COPY OF THE JOINT VENTURE AGREEMENT. SUBMIT ANY OTHER DOCUMENTATION REQUESTED BY CITY TO SUBSTANTIATE THE EXISTANCE OF AND/OR PARTICIPATION IN THE JOINT VENTURE. NO PREFERENCE POINTS WILL BE ALLOCATED TO A JOINT VENTURE THAT FAILS TO SUBMIT REQUIRED DOCUMENTATION.

SOLICITATION NAME/NUMBER: 6100006381

PROVIDE THE FOLLOWING INFORMATION REGARDING BIDDER'S / RESPONDENT'S HEADQUARTERS:

Name of Business:	Grande Truck Center	
Physical Address:	4562 IH 10 East	
City, State, Zip Code:	SAN Antonio, TX 78219	
Phone Number:	210-661-4121	
Email Address:	rshoffstall@grande-truck.com	
Provide the total number of full-time, part-time, and contract personnel employed by Bidder / Respondent:	<u>207</u>	
Is Business headquartered within the incorporated San Antonio city limits? (circle one)	<input checked="" type="radio"/> Yes	<input type="radio"/> No
Has the business been headquartered in the incorporated San Antonio city limits for one year or more? (circle one)	<input checked="" type="radio"/> Yes	<input type="radio"/> No
If the answers to the questions above are "Yes", stop here. If the answer to either of the above questions is "No", provide responses to the following questions:		

City of San Antonio
Finance Department - Purchasing Division
Local Preference Program Identification Form

PROVIDE THE FOLLOWING INFORMATION REGARDING BIDDER'S / RESPONDENT'S LOCAL OFFICE (IF APPLICABLE):

Name of Business:		
Physical Address:		
City, State, Zip Code:		
Phone Number:		
Email Address:		
Provide the total number of full-time, part-time, and contract personnel employed by Bidder / Respondent in the local office: _____		
Is the business located in the incorporated San Antonio city limits? (circle one)	Yes	No
Has the business been located in the incorporated San Antonio city limits for one year or more? (circle one)	Yes	No
Are at least 100 full-time, part-time or contract employees regularly based in the San Antonio office? (circle one)	Yes	No
Are at least 20% of the business' total full-time, part-time or contract employees regularly based in the San Antonio office? (circle one)	Yes	No
Do the employees in the San Antonio office perform a substantial role in the business' performance of a commercially useful function or are a substantial part of the business' operations conducted in the San Antonio office? (circle one)	Yes	No

City of San Antonio
Finance Department - Purchasing Division
Local Preference Program Identification Form

ACKNOWLEDGEMENT

THE STATE OF TEXAS

I certify that my responses and the information provided on this Local Preference Program Identification Form are true and correct to the best of my personal knowledge and belief and that I have made no willful misrepresentations on this form, nor have I withheld any relevant information in my statements and answers to questions. I am aware that any information given by me on this Local Preference Program Identification Form may be investigated and I hereby give my full permission for any such investigation, including the inspection of business records and site visits by City or its authorized representative. I fully acknowledge that any misrepresentations or omissions in my responses and information may cause my offer to be rejected or contract to be terminated. I further acknowledge that providing false information is grounds for debarment.

BIDDER'S / RESPONDENT'S FULL NAME:

Keith Shoffstall
(Print Name) Authorized Representative of Bidder / Respondent

Keith Shoffstall
(Signature) Authorized Representative of Bidder / Respondent

Sales
Title

8/8/2015
Date

**This Local Preference Identification Form must be submitted with the bidder's /
respondent's bid/proposal response.**

Attachment - C

Non-Discrimination. As a party to this contract, Vendor understands and agrees to comply with the *Non-Discrimination Policy* of the City of San Antonio contained in Chapter 2, Article X of the City Code and further, shall not discriminate on the basis of race, color, religion, national origin, sex, sexual orientation, gender identity, veteran status, age or disability, unless exempted by state or federal law, or as otherwise established herein.

CONFLICT OF INTEREST QUESTIONNAIRE

FORM CIQ

For vendor or other person doing business with local governmental entity

OFFICE USE ONLY

Date Received

This questionnaire reflects changes made to the law by H.B. 1491, 80th Leg., Regular Session.

This questionnaire is being filed in accordance with Chapter 176, Local Government Code by a person who has a business relationship as defined by Section 176.001(1-a) with a local governmental entity and the person meets requirements under Section 176.006(a).

By law this questionnaire must be filed with the records administrator of the local governmental entity not later than the 7th business day after the date the person becomes aware of facts that require the statement to be filed. See Section 176.006, Local Government Code.

A person commits an offense if the person knowingly violates Section 176.006, Local Government Code. An offense under this section is a Class C misdemeanor.

1 Name of person who has a business relationship with local governmental entity.

Keith Shoffstall

2 ☒ Check this box if you are filing an update to a previously filed questionnaire.

(The law requires that you file an updated completed questionnaire with the appropriate filing authority not later than the 7th business day after the date the originally filed questionnaire becomes incomplete or inaccurate.)

3 Name of local government officer with whom filer has employment or business relationship.

NONE

Name of Officer

This section (item 3 including subparts A, B, C & D) must be completed for each officer with whom the filer has an employment or other business relationship as defined by Section 176.001(1-a), Local Government Code. Attach additional pages to this Form CIQ as necessary.

A. Is the local government officer named in this section receiving or likely to receive taxable income, other than investment income, from the filer of the questionnaire?

☐ Yes

☒ No

B. Is the filer of the questionnaire receiving or likely to receive taxable income, other than investment income, from or at the direction of the local government officer named in this section AND the taxable income is not received from the local governmental entity?

☐ Yes

☒ No

C. Is the filer of this questionnaire employed by a corporation or other business entity with respect to which the local government officer serves as an officer or director, or holds an ownership of 10 percent or more?

☐ Yes

☒ No

D. Describe each employment or business relationship with the local government officer named in this section.

N/A


4

Keith Shoffstall

Signature of person doing business with the governmental entity

8/8/2015

Date



City of San Antonio

Office of the
City Clerk

CONFLICT OF INTEREST QUESTIONNAIRE ADDENDUM FORM CIQ-A

For vendor or other person doing business with local governmental entity

Completed Conflict of Interest Questionnaires and Conflict of Interest Questionnaire Addenda are to be submitted by all individuals and/or entities who seek to do business with the City of San Antonio. Completed Forms shall be filed with the City Clerk no later than the 7th business day after the date the person/entity: (1) begins contract discussions or negotiations with the City; or (2) submits to the City an application, response to a request for proposal or bid, correspondence, or another writing related to a potential agreement with the City.

A CIQ and CIQ Addendum are required to be filed for **EACH** solicitation submitted, and are required to be submitted together.

1 Name of person who has or is seeking to have a business relationship with the City of San Antonio.

Keith Shoffstall

2 Name of Company that has or is seeking to have a business relationship with the City of San Antonio.

Grande Truck Center

2a Business Contact information for Company listed above.

Business Address: 4562 IH-10 East SAN Antonio, TX 78219
Phone: 210-661-4121
Email: rshoffstall@grande-truck.com

3 Bid Name or Description of Service

6100006381 Medium and Heavy Trucks + Trailers 11

4 Printed name of person doing business with the City of San Antonio (same as denoted on Box 4 of Form CIQ).

Keith Shoffstall

Completed Conflict of Interest Questionnaires and Addenda should be mailed or hand-delivered separately from the solicitation (bid) to one of the following addresses:

Mailing Address: Office of the City Clerk
P.O.Box 839966
San Antonio, TX 78283-3966

Physical Address: Office of the City Clerk
City Hall, 2nd Floor
100 Military Plaza
San Antonio, TX 78205

Print Form

City of San Antonio
Veteran-Owned Small Business Program Tracking Form

Authority. San Antonio City Code Chapter 2, Article XI describes the City's veteran-owned small business preference program.

Tracking. This solicitation is not eligible for a preference based on status as a veteran-owned small business (VOSB). Nevertheless, in order to determine whether the program can be expanded at a later date, the City tracks VOSB participation at both prime contract and subcontract levels.

Certification. The City relies on inclusion in the database of veteran-owned small businesses (VOSB) maintained by the U.S. Small Business Administration to verify VOSB status; however, veteran status may also be confirmed by certification by another public or private entity that uses similar certification procedures.

Definitions.

The program uses the federal definitions of veteran and veteran-owned small business found in 38 CFR Part 74.

- The term "veteran" means a person who served on active duty with the U.S. Army, Air Force, Navy, Marine Corps, Coast Guard, for any length of time and at any place and who was discharged or released under conditions other than dishonorable. Reservists or members of the National Guard called to federal active duty or disabled from a disease or injury incurred or aggravated in line of duty or while in training status.
- A veteran-owned small business is a business that is not less than 51 percent owned by one or more veterans, or in the case of any publicly owned business, not less than 51 percent of the stock of which is owned by one or more veterans; the management and daily business operations of which are controlled by one or more veterans and qualifies as "small" for Federal business size stand purposes.

The program uses the below definition of joint venture.

- Joint Venture means a collaboration of for-profit business entities, in response to a solicitation, which is manifested by a written agreement, between two or more independently owned and controlled business firms to form a third business entity solely for purposes of undertaking distinct roles and responsibilities in the completion of a given contract. Under this business arrangement, each joint venture partner shares in the management of the joint venture and also shares in the profits or losses of the joint venture enterprise commensurately with its contribution to the venture.

The program does not distinguish between a veteran and a service-disabled veteran-owned business and is not limited geographically.

COMPLETE THE FOLLOWING FORM AND SUBMIT WITH YOUR BID/PROPOSAL.

INSTRUCTIONS

- IF SUBMITTING AS A PRIME CONTRACTOR ONLY, COMPLETE **SECTION 1** OF THIS FORM.
- IF SUBMITTING AS A PRIME CONTRACTOR UTILIZING A SUBCONTRACTOR, COMPLETE **SECTIONS 1 AND 2** OF THIS FORM.

City of San Antonio
Veteran-Owned Small Business Program Tracking Form

SOLICITATION NAME/NUMBER: 610000 6381

Name of Respondent:	Grande Truck Center	
Physical Address:	4562 IH-10 East	
City, State, Zip Code:	San Antonio, TX 78219	
Phone Number:	210-664-4121	
Email Address:	rshoffstall@grandetruck.com	
Is Respondent certified as a VOSB with the U.S. Small Business Administration? (circle one)	Yes	<input checked="" type="radio"/> No
If yes, provide the SBA Certification #		
If not certified by the SBA, is Respondent certified as a VOSB by another public or private entity that uses similar certification procedures? (circle one)	Yes	<input checked="" type="radio"/> No
If yes, provide the name of the entity who has certified Respondent as a VOSB. Include any identifying certification numbers.		
Participation Percentage:		
Participation Dollar Amount:		

Is Respondent subcontracting with a business that is certified as a VOSB? (circle one)	Yes	<input checked="" type="radio"/> No
Name of SUBCONTRACTOR Veteran-Owned Small Business:		
Physical Address:		
City, State, Zip Code:		
Phone Number:		
Email Address:		
Is SUBCONTRACTOR certified as a VOSB with the U.S. Small Business Administration? (circle one)	Yes	<input checked="" type="radio"/> No
If yes, provide the SBA Certification #		
If not certified by the SBA, is SUBCONTRACTOR certified as a VOSB by another public or private entity that uses similar certification procedures? (circle one)	Yes	<input checked="" type="radio"/> No
If yes, provide the name of the entity who has certified SUBCONTRACTOR as a VOSB. Include any identifying certification numbers.		
Participation Percentage:		
Participation Dollar Amount		

City of San Antonio
Veteran-Owned Small Business Program Tracking Form

ACKNOWLEDGEMENT

THE STATE OF TEXAS

I certify that my responses and the information provided on this Veteran-Owned Small Business Preference Program Identification Form are true and correct to the best of my personal knowledge and belief and that I have made no willful misrepresentations on this form, nor have I withheld any relevant information in my statements and answers to questions. I am aware that any information given by me on this Veteran-Owned Small Business Preference Program Identification Form may be investigated and I hereby give my full permission for any such investigation, including the inspection of business records and site visits by City or its authorized representative. I fully acknowledge that any misrepresentations or omissions in my responses and information may cause my offer to be rejected or contract to be terminated. I further acknowledge that providing false information is grounds for debarment.

BIDDER/RESPONDENT'S FULL NAME:

Keith Shoffstall
(Print Name) Authorized Representative of Bidder/Respondent

Keith Shoffstall
(Signature) Authorized Representative of Bidder/Respondent

Sales
Title

8/8/2015
Date

This Veteran-Owned Small Business Program Tracking Form must be submitted with the Bidder/Respondent's bid/proposal.

Attachment - F

EXHIBIT 1 - Inspection Checklist

#	General Information & Requirements	YES	NO	Discrepancies from Specification
1	License Plate Attachment furnished with means and adequate space for attaching the rear license plate without modification; illumination for the license plate provided to meet DPS requirements.	✓		
2	Manuals – owner's or operator's; including all standard manufacturer literature normally furnished/required by law with the purchase of a new vehicle.	✓		
3	Odometer Statement complete, includes mileage accrued at the point of delivery, signature of seller certifying the odometer reading, both the dealership and name of agent is printed.	✓		
4	Servicing and Equipping – completely assembled, serviced, adjusted, and all equipment including standard and optional equipment is installed and units made ready for continuous operation.	✓		
5	Wiring is insulated and enclosed in a fibrous loom, plastic loom, or flexible conduit for protection from external damage and short circuits; securely fastened at sufficient intervals to prevent sagging and to ensure clearance of mechanical parts; rubber grommets used whenever wires, hoses or harness pass through metal.	✓		
6	Manufacturer's Statement of Origin (MSO) furnished at time of delivery and is made out to agency/coop. Includes GVWR, Nominal Weight Rating (in tons), and Odometer Disclosure Statement.	✓		
7	Vehicle Inspection to meet DPS requirements with Texas Inspection Certificate with the delivered vehicle.	✓		
8	Pre-Delivery Service (all fluid levels checked/maintained with the proper grade and type of fluids, pre-delivery inspection and service on chassis, and interior/exterior cleaned and washed) preformed prior to delivery.	✓		
9	Minimum Requirements – Refer to Specification • Wheelbase • Length, Overall • Approx. Payload Allowance • GVWR • Displacement, Engine • Engine Net HP • Engine Torque • Transmission; Automatic • Tire Size and Load Range • Rim Size • Optional Equipment – Refer to Purchase Order	✓		

10	Air conditioning – manufacturer's standard.	✓		
11	AM/FM Radio – manufacturer's standard, ALL VENTS Operable.	✓		
12	Automatic transmission.	✓		
13	Brakes, ABS, Required – manufacturer's standard; front disc, 2 or 4 wheel.	✓		
14	Bumpers – manufacturer's standard front and rear.	✓		
15	Heater and Defroster manufacturer's standard, ALL VENTS Operable.	✓		
16	Rearview Mirrors, Exterior	✓		
17	Seat Belts – installed for each passenger seat.	✓		
18	Spare Wheel/ Tire and Jack Kit – manufacturer's standard.		✓	spare tire & wheel only in (1) specification and is included in the 1 spec.
19	OEM Tinted Glass	✓		
20	Tires as specified.	✓		