



SA2020[®]

**BUILDING
MOMENTUM**





SA2020.org/community-engagement



“ Our residents are among the **healthiest** in the nation with access to **quality education** and **economic opportunity**. San Antonio is the **safest big city** in the U.S. with **connected neighborhoods** and residents that are **engaged** civically. The city is **growing**, but is sustaining its natural resources as a **respectful steward**. San Antonio has public transportation that is recognized as a **model of efficiency**, a **vibrant downtown**, a diverse and **thriving creative community**, and a local government that’s **responsive and accountable**. Our entire community takes **responsibility for our collective well-being**.



Arts &
Culture



Civic
Engagement



Community
Safety



Downtown
Development



Economic
Competitiveness



Education



Environmental
Sustainability



Family
Well-Being




Health &
Fitness



Neighborhoods



Transportation



September 2010

October 2010

November 2010

December 2010

January 2011

March 2011

Launch Event
for the Community
Visioning Process

Public Forum:
Developing the
Community Vision

Public Forum:
Measuring
Progress

Public Forum:
Defining
Success

Public Forum:
Putting it
Together

Community Vision
& Report Unveiled



A SHARED VISION LEADS TO BIG, BOLD EFFORTS



Collaborations & programs inspired by our shared vision





SA WE DRIVE PROGRESS
2020 TOWARD A SHARED VISION
OF A THRIVING SAN ANTONIO.

We transparently report on progress.



16,800+ visits in 2019



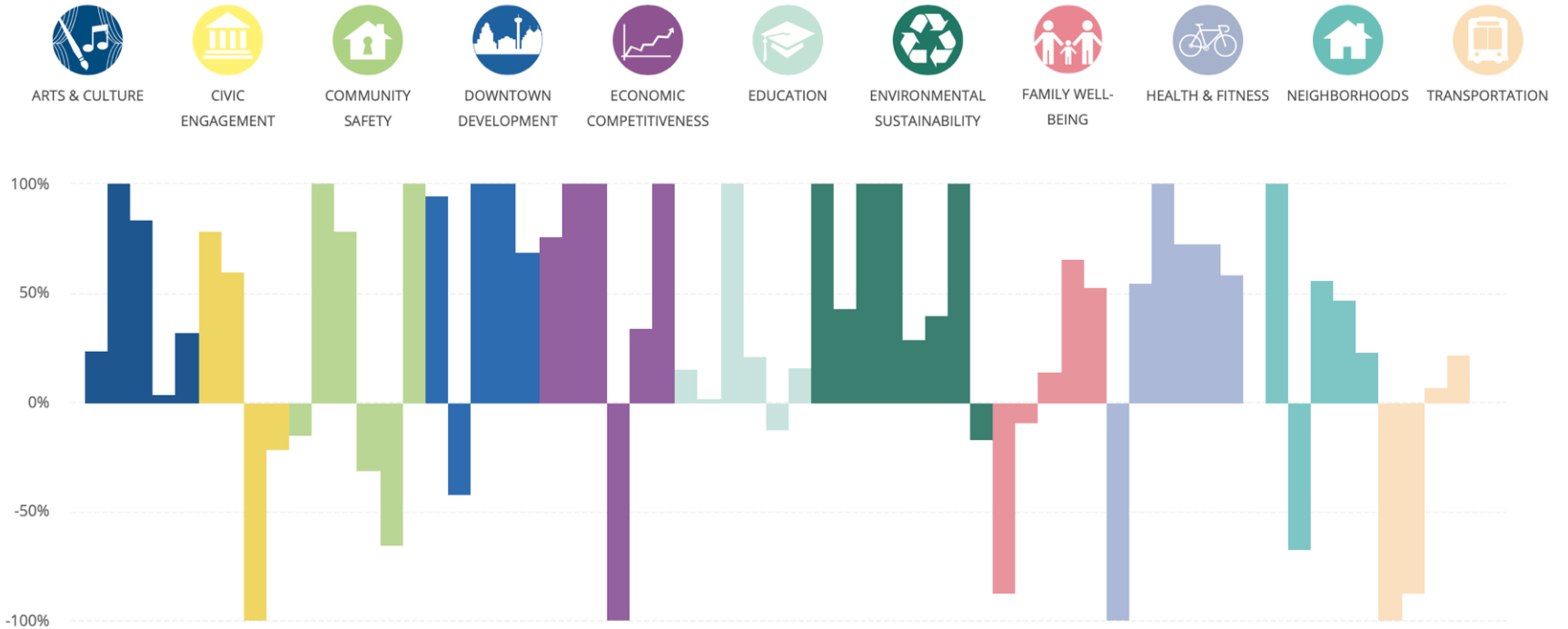
13,000+ blog post views


LAUNCHED The Story Goes..., a podcast in collaboration with KLRN, hosting 23 community leaders
3,000 plays in 2019



4 reports produced in 2019

To measure progress toward San Antonio's Community Vision, **SA2020**[®] tracks 62 Community Indicators across 11 Community Results.





72%

We align organizations toward shared goals.



160+ Multi-Sector Partner Organizations

Nonprofits, Corporations,
Foundations/Funders,
Government/Public,
Education & Member/Trade
Organizations



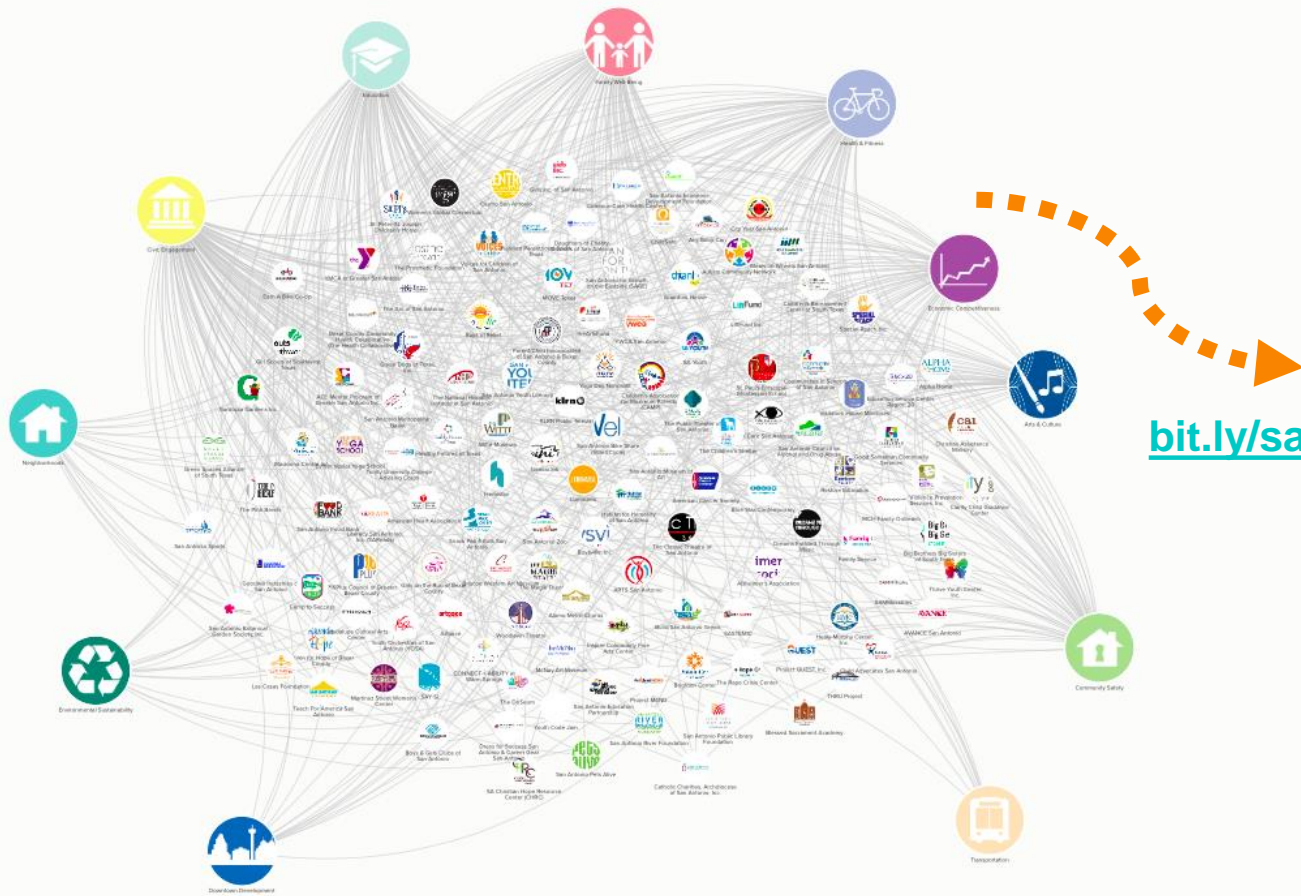
Organizational Capacity Building

Led 6 multi-sector,
1-on-1 trainings
in 2019.



Partner Workshops

97% of participants reported
greater understanding of their
organization's role in
advancing equity & impact.




bit.ly/sa2020ecosystem

**SA
2020**

TRACKED AND
REPORTED BY

Community Results
MEASURED BY
Community Indicators



MADE UP OF



San Antonio's
Community
Vision



160+
PARTNERS

Nonprofit, Foundation,
Government, Corporate,
Education, Public Institutions,
and Member/
Trade Orgs.






The City of San Antonio delivers quality services and commits to achieve San Antonio's vision of prosperity for our diverse, vibrant, and historic community.



TRACKED AND
REPORTED BY

Community Results
MEASURED BY
Community Indicators



MADE UP OF



San Antonio's
Community
Vision



PROVIDE

Policies,
Services,
and
Funding

DRIVE

Outcomes
MEASURED BY
Performance
Metrics

ADVANCE

“Deliver
quality
services
and achieve San
Antonio’s vision of
prosperity...”



We engage and activate the community.



ilovesanantonio.org

A one-stop resource for municipal elections—in both English & Spanish

4,853 visits in 2019



52,000+
social media followers

6,800+
email subscribers



LAUNCHED The Board Game, a leadership development & matching program for nonprofit board service

132 San Antonians trained
(86% matched) in 2019

47 nonprofits participated

25+ WITH ASSOCIATES DEGREE OR HIGHER
US CENSUS, 2018

34%

BEST CITY FOR SOFTWARE ENGINEERS
SPAREFOOT, 2018

1st

FASTEST-GROWING CITY
US CENSUS, 2018

1st

LIVE IN POVERTY
US CENSUS, 2018

1 in 5

PER CAPITA INCOME IN 25 MOST POPULOUS CITIES
STATISTA, 2018

23rd

BEST CITY FOR COLLEGE GRADS
SMART ASSET, 2018

6th

MILLENNIAL GROWTH
SPAREFOOT, 2018

2nd

BURDENED BY HOUSING COSTS
US CENSUS, 2018

1 in 3

SA2020[®] Community Engagement Plan



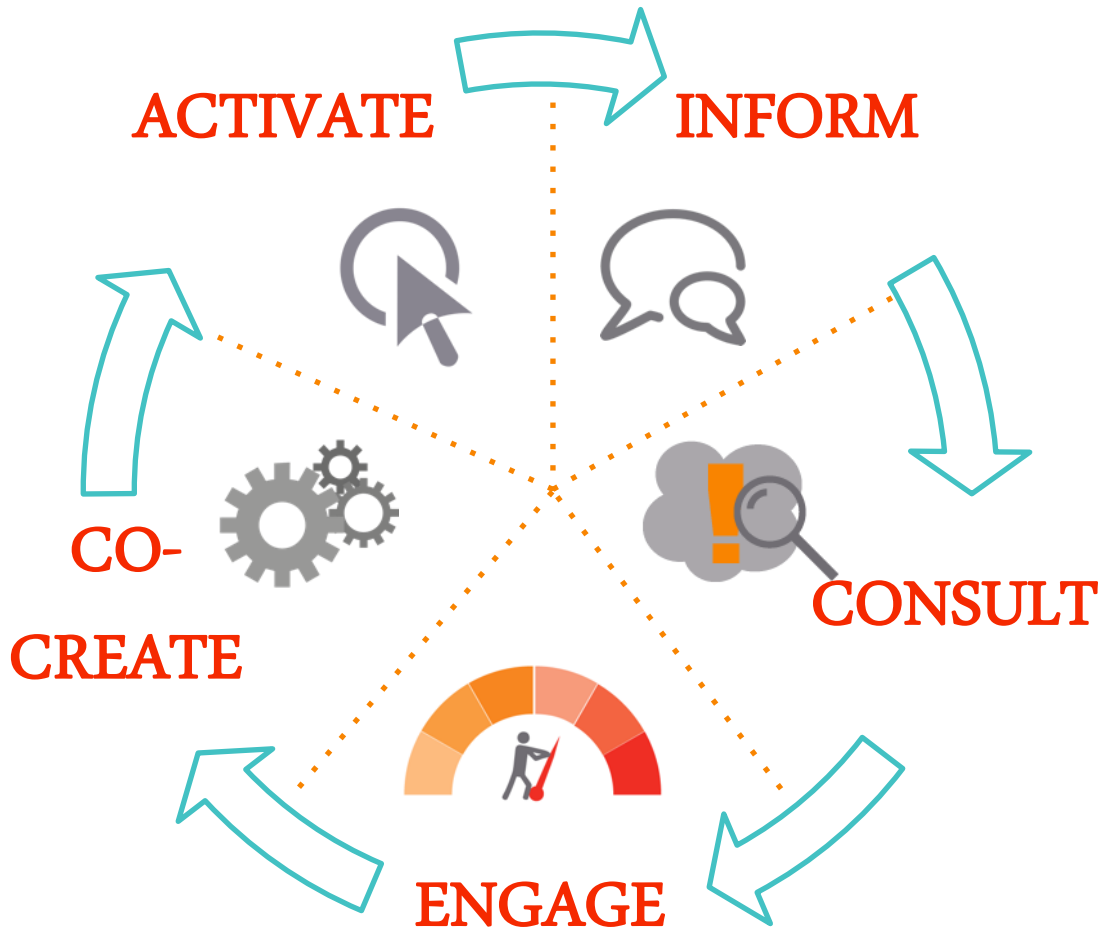
Increase the number of San Antonians, representative of the city, reaffirming & strengthening the Community Vision




Elevate the importance of a shared vision & an independent nonprofit driving progress



Document the equitable & data-informed engagement process as a national & local best practice





We ensure the health & sustainability of the organization.

Foundations

40%

Corporations

15%

Special Events

5%

City of San Antonio


24%

Individuals

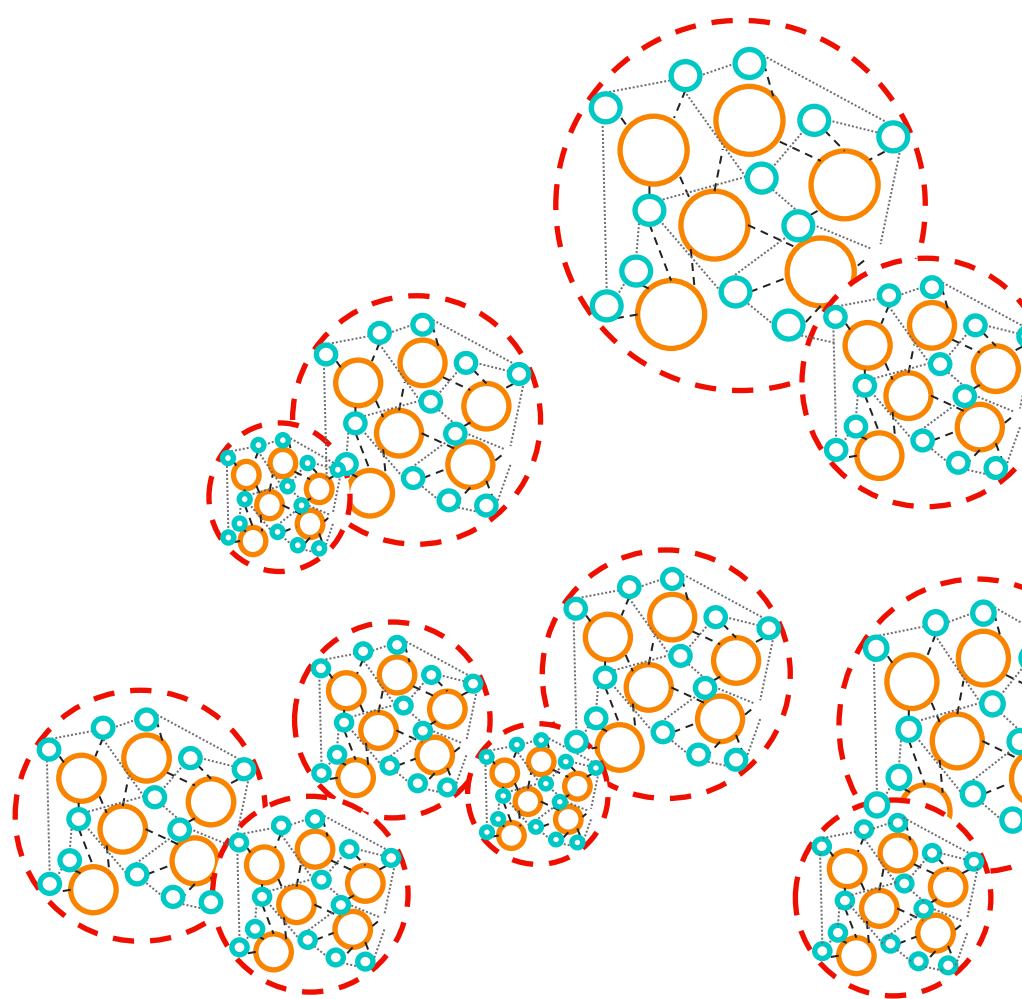

13%

Fees for Service

4%



How do **you** make
the greatest **impact**?



SA2020[®]

MEET UP:

CIVIC ENGAGEMENT

MARCH 4TH, 2020 • 5:30 PM - 7:30 PM
DORCÓL DISTILLING & BREWING COMPANY

1ST MEET UP OF 3

