

AN ORDINANCE 2015-08-06-0630

**SETTING A PROPOSED AD VALOREM TAX RATE FOR FISCAL YEAR 2016, ALSO BEING TAX YEAR 2015, AT 55.827 CENTS PER \$100 OF TAXABLE VALUATION, WHICH INCLUDES 34.677 CENTS PER \$100 OF TAXABLE VALUATION FOR MAINTENANCE AND OPERATIONS AND 21.150 CENTS PER \$100 OF TAXABLE VALUATION FOR DEBT SERVICE; AND PROVIDING THAT SEPARATE ORDINANCES ADOPTING THE MAINTENANCE AND OPERATIONS TAX RATE AND THE DEBT SERVICE TAX RATE FOR TAX YEAR 2015 WILL BE CONSIDERED AT THE SEPTEMBER 10, 2015, CITY COUNCIL MEETING.**

\* \* \* \*

**WHEREAS**, property tax values are determined by the Bexar Appraisal District (“BAD”) in conformance with state law; and

**WHEREAS**, values for the City of San Antonio recently reported by BAD for the Tax Year beginning January 1, 2015 and ending December 31, 2015 (“Tax Year 2015”), show an increase in net taxable value of approximately \$10.822 billion, or 13.57% above last year; and

**WHEREAS**, the property tax rate consists of two components, the Maintenance and Operations tax rate and the Debt Service tax rate; and

**WHEREAS**, the proposed Tax Year 2015 Maintenance and Operations tax rate is 34.677 cents per \$100 of taxable valuation; and

**WHEREAS**, the proposed Tax Year 2015 Debt Service tax rate is 21.150 cents per \$100 of taxable valuation, and is consistent with the requirements of the City’s Debt Management Plan; and

**WHEREAS**, the two values combined represent a proposed tax rate for Tax Year 2015 of 55.827 cents per \$100.00 of taxable valuation, which exceeds the Tax Year 2015 effective rate of 51.282 cents per \$100 of taxable valuation; and

**WHEREAS**, in accordance with the requirements of Chapter 26 of the Texas Property Tax Code, the City Council will, by ordinance to be passed and approved on the same date as this Ordinance, set the dates, times, and locations for the two public hearings on the proposed tax rate that are required in order to adopt a tax rate that exceeds the lower of the rollback rate or the effective rate, which ordinance will also provide for publication, posting and broadcasting of all required public notices of each of the public hearings; and

**WHEREAS**, also in accordance with and pursuant to Chapter 26 of the Texas Property Tax Code, and applicable provisions of the City Charter, the City Council now wishes to provide that separate ordinances adopting the maintenance and operations tax rate and the debt service tax rate for Tax Year 2015 will be considered at the September 10, 2015, City Council meeting; **NOW THEREFORE:**

**BE IT ORDAINED BY THE CITY COUNCIL OF THE CITY OF SAN ANTONIO:**

**SECTION 1.** The City Council hereby sets a proposed tax rate for Fiscal Year 2016, also being Tax Year 2015, of 55.827 cents per \$100 of taxable valuation, which is comprised of a maintenance and operations component of 34.677 cents per \$100 of taxable valuation and a debt service component of 21.150 cents per \$100 of taxable valuation. The proposed tax rate set out above is the tax rate recommended in the City Manager's proposed budget for Tax Year 2015. The proposed tax rate of 55.827 cents per \$100 of taxable valuation exceeds the effective rate of 51.282 cents per \$100 of taxable valuation for Tax Year 2015.

**SECTION 2.** The dates, times and locations of the two public hearings on the proposed tax rate that are required by Chapter 26 of the Texas Property Tax Code, to adopt a tax rate that exceeds the lower of the rollback rate or the effective rate, will be established by Ordinance to be passed and approved on the same date as this Ordinance, which ordinance will also provide for publication, posting and broadcasting of all required public notices of each of the public hearings.

**SECTION 3.** Separate ordinances adopting the maintenance and operations tax rate and the debt service tax rate for Tax Year 2015 will be considered at the September 10, 2015, City Council meeting.

**SECTION 4.** This Ordinance is effective immediately upon the receipt of eight affirmative votes; otherwise, it is effective ten days after passage.

*PASSED and APPROVED* this 6<sup>th</sup> day of August, 2015.




M A Y O R  
Ivy R. Taylor

ATTEST:

  
Leneia M. Vacek, City Clerk

APPROVED AS TO FORM:

  
Martha G. Sepeda, Acting City Attorney

<b>Agenda Item:</b>	4A ( in consent vote: 4A, 4B )
<b>Date:</b>	08/06/2015
<b>Time:</b>	10:56:22 AM
<b>Vote Type:</b>	Motion to Approve
<b>Description:</b>	An Ordinance setting the proposed tax rate for the Tax Year 2015.
<b>Result:</b>	Passed

Voter	Group	Not Present	Yea	Nay	Abstain	Motion	Second
Ivy R. Taylor	Mayor		x				
Roberto C. Treviño	District 1		x				
Alan Warrick	District 2		x			x	
Rebecca Viagran	District 3		x				
Rey Saldaña	District 4		x				x
Shirley Gonzales	District 5		x				
Ray Lopez	District 6		x				
Cris Medina	District 7		x				
Ron Nirenberg	District 8		x				
Joe Krier	District 9		x				
Michael Gallagher	District 10		x				

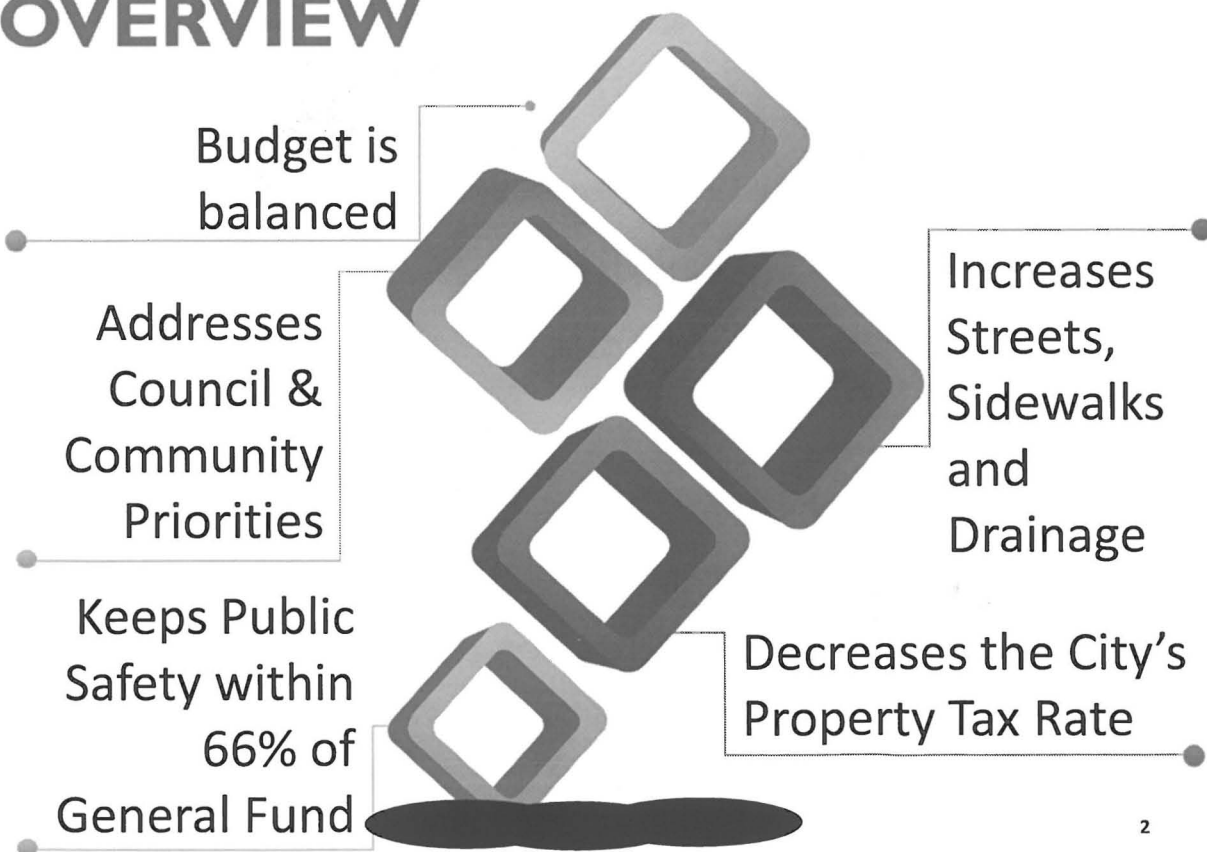
# FY 2016 PROPOSED OPERATING & CAPITAL BUDGET

Presented by City Manager Sheryl Sculley


August 6, 2015



## OVERVIEW



# BUDGET REFLECTS STRONG FINANCIAL MANAGEMENT



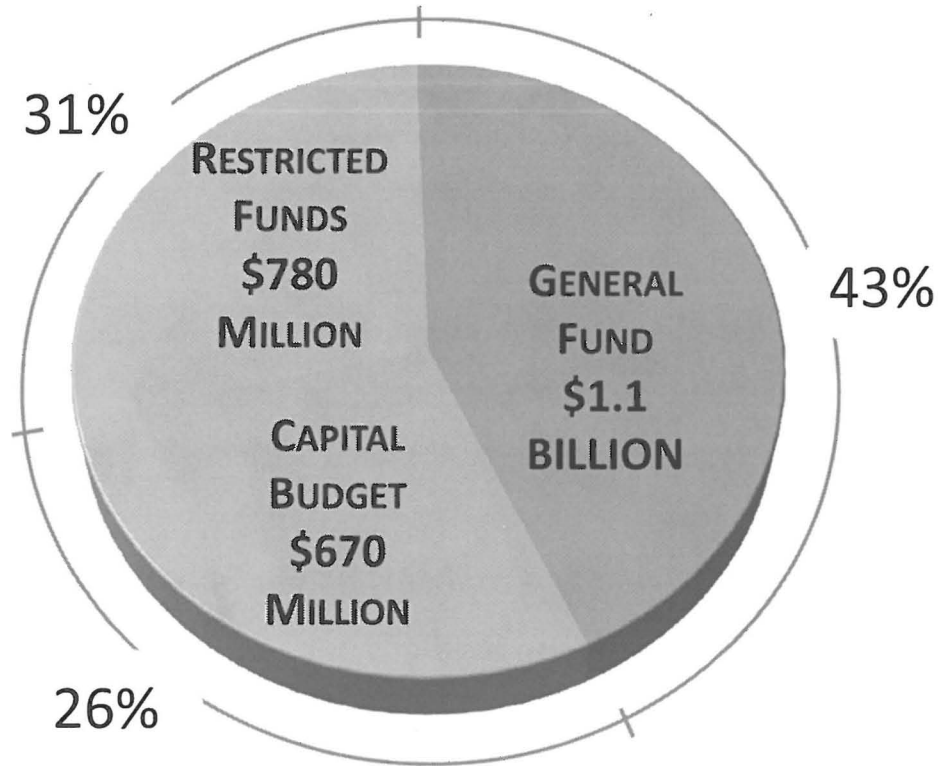
Re-affirmed by major bond rating agencies for the sixth straight year <sup>3</sup>

## MOODY'S REMOVED NEGATIVE OUTLOOK

- Strong financial results guided by experienced management team
- City's efforts to keep public safety at no more than 66% and to realign public safety benefits with peer cities in the future

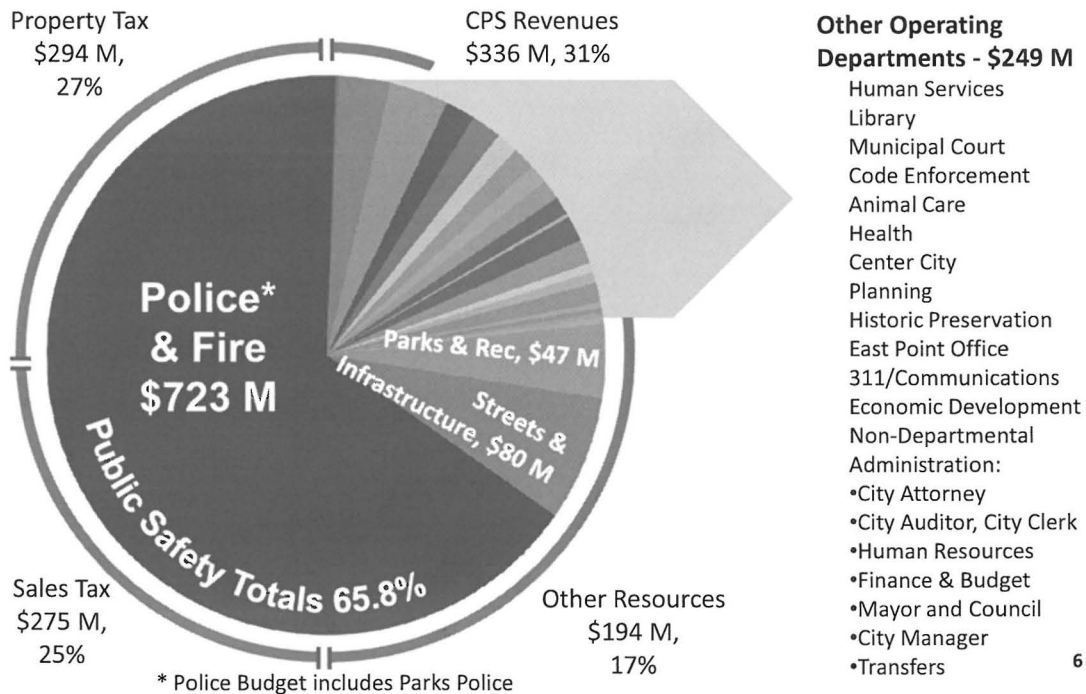


# TOTAL CITY BUDGET – \$2.5 BILLION



5

# TOTAL GENERAL FUND BUDGET – \$1.1 BILLION

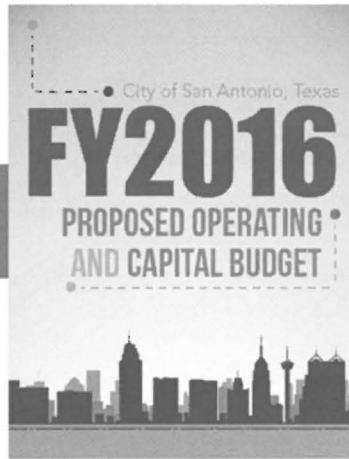



6

# GENERAL FUND BUDGET

FY 2015

FY 2016



**4.8%  
INCREASE**

**\$1.05 BILLION**

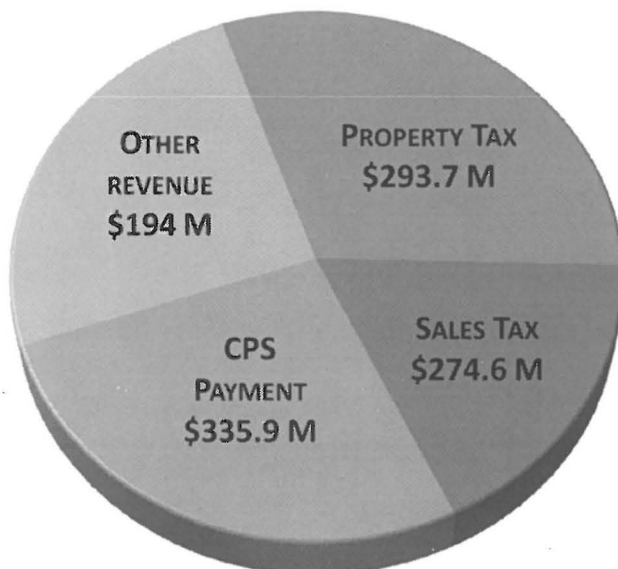
**\$1.1 BILLION**

7

## FY 2016 GENERAL FUND RESOURCES:

**\$1.1 BILLION**

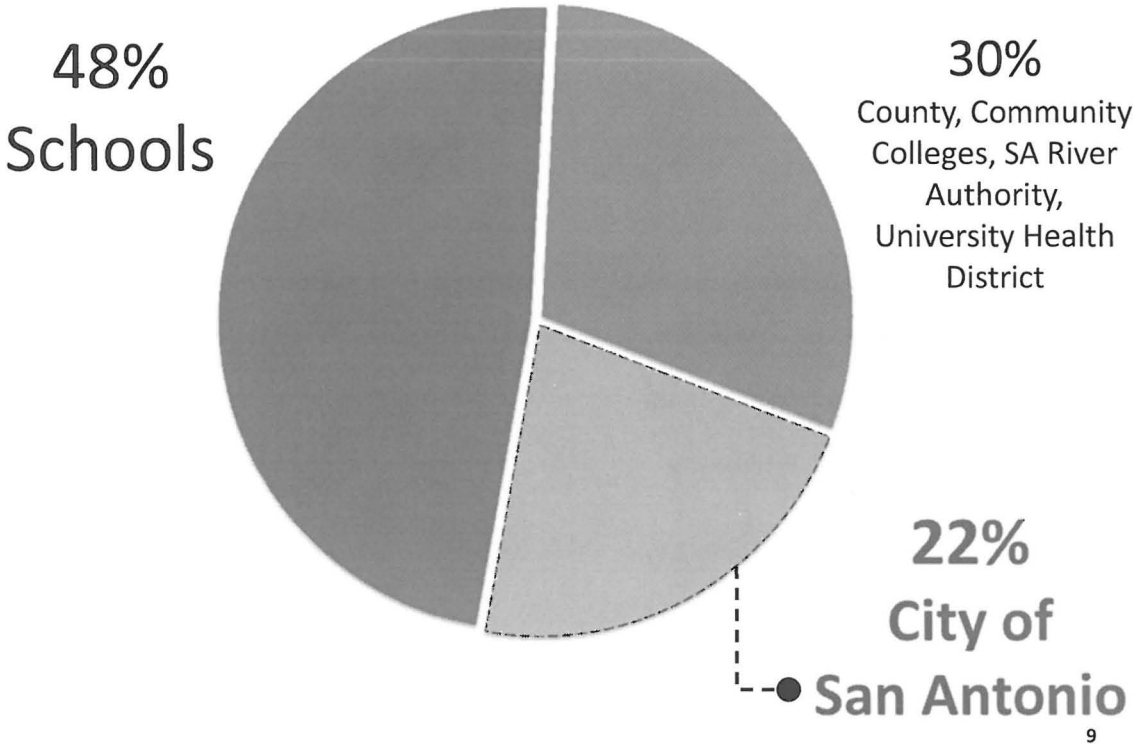
**4.8% HIGHER THAN FY 2015**



	% increase over FY 2015
<i>Property Tax</i>	<b>9.8%</b>
<i>Sales Tax</i>	<b>5%</b>
<i>CPS Payment</i>	<b>3%</b>
<i>Other Revenue</i>	<b>1%</b>

8

# PROPERTY TAX DISTRIBUTION

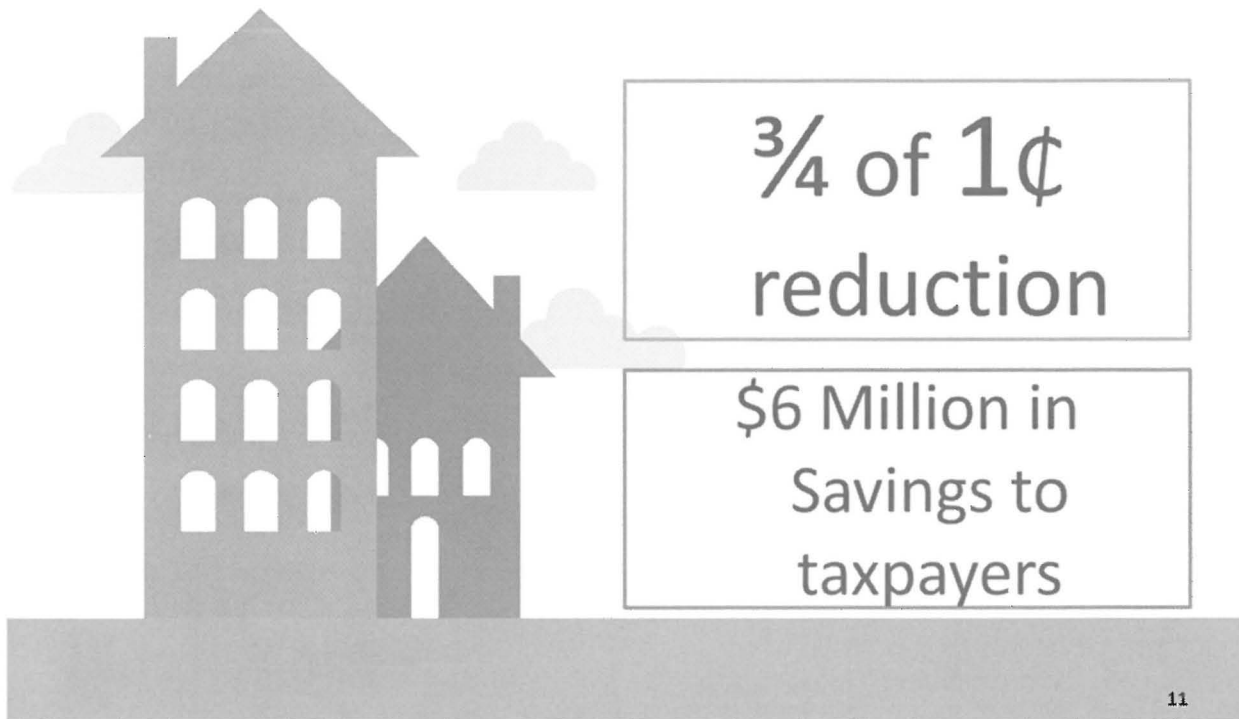


**Property Values increased  
13.5% in FY 2016**

	FY 2015	FY 2016
Base Values	4.4%	10.7%
New Values	1.7%	2.8%
<b>Total</b>	<b>6.1%</b>	<b>13.5%</b>



# FY 2016 BUDGET RECOMMENDS



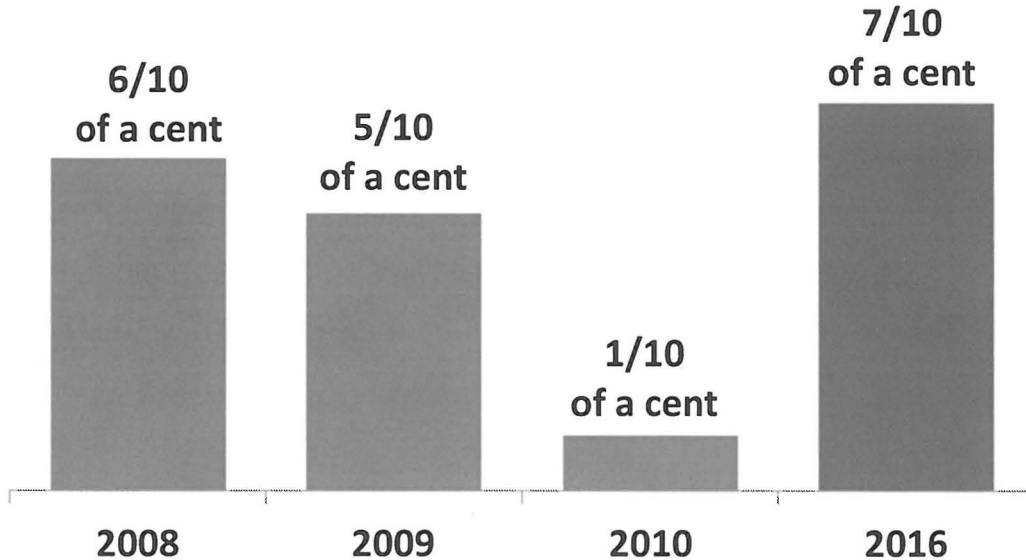
## CITY PROPERTY TAX EXEMPTIONS



- City will forgo an **additional \$37 Million** in property tax revenue
- Over 87,000 Seniors and nearly 9,100 Disabled Homestead Exemptions

# CITY PROPERTY TAX RATE

Reduced 4 times in the last 10 years



13

# STREET MAINTENANCE



**56%**

**INCREASE IN STREET  
MAINTENANCE  
FUNDING**

Increases from  
\$41 Million to  
\$64 Million

14

# SIDEWALKS & PEDESTRIAN SAFETY



## \$10M

### MORE FOR SIDEWALKS AROUND SCHOOLS

- \$10 Million for additional sidewalks across the City for a total of \$15 million in 2016
- \$1 Million included for pedestrian safety improvements

15

# DRAINAGE



## \$12M

### FOR NEW DRAINAGE IMPROVEMENTS

To address flooding  
across the City



16

# PARKS

**\$1.9 Million for maintenance and security of new parkland and greenways**



*24 miles of trails, and 260 acres of new parkland and linear creekways*



17

## **\$560,000 TO OPERATE 2 NEW LIBRARIES**



**DISTRICT 2 LIBRARY  
OPENING  
NOVEMBER 2016**




**DISTRICT 6 LIBRARY  
OPENING  
SEPTEMBER 2016**

18



## \$1 Million for Library Technology Enhancements



- Computer Replacement
- Online Library Card Renewal
- Technology Enhancements to Public Meeting Rooms

19

# ANIMAL CARE

## Partnership with Brooks City Base


### New Spay & Neuter Surgery Clinic

\$800,000



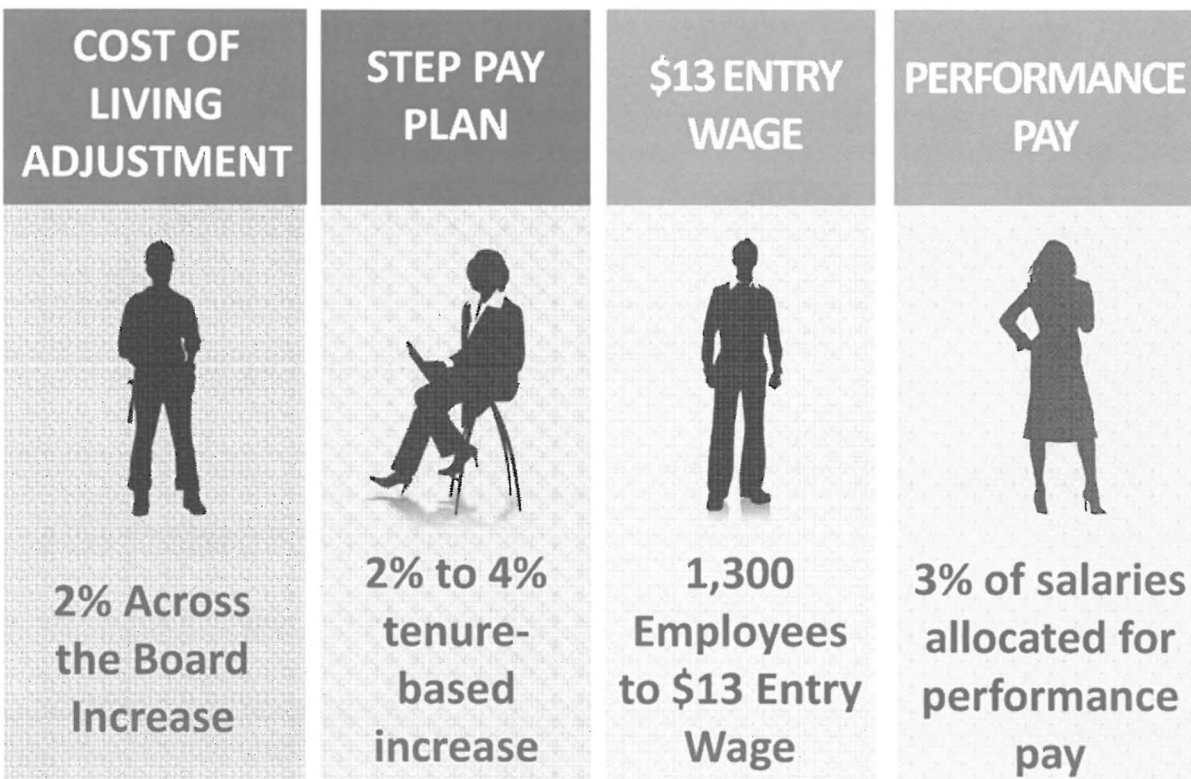
20

# CIVILIAN COMPENSATION



**\$16 Million for civilian  
employee compensation**

21



22

# POLICE BODY CAMERAS

1,534

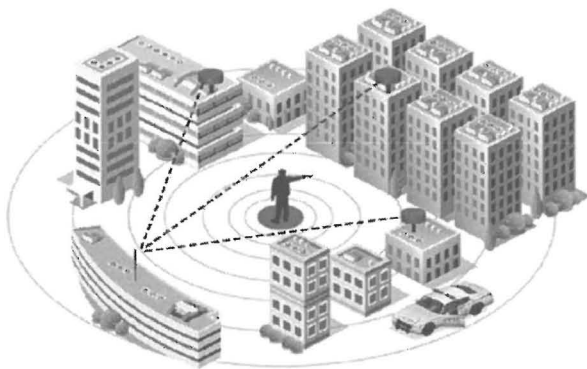
Body Cameras  
**\$3 Million**

8 New Civilians  
to manage cameras  
and video library  
**\$400,000**



23

## GUN SHOT DETECTION TECHNOLOGY



\$280,000 for pilot  
program in 2 areas

## POLICE EQUIPMENT

\$1.4 Million for  
Police Taser  
Replacement

\$2.4 Million for  
In-Car Video  
Replacement

24

# CIVILIANIZATION OF OFF-DUTY EMPLOYMENT OFFICE



- 6 Civilians added to handle billing and administrative duties - \$300,000
- 6 police officers re-deployed to neighborhood patrol for the South Annexation

25

# FIRE DEPARTMENT

**\$1.1 Million** added for  
**9 new Firefighter positions**



**1 position for Fire inspections of high-rises**



**8 EMS positions for Mobile Integrated Health Program**

26



# \$1.2 MILLION FOR FIREFIGHTER EQUIPMENT



Stretchers



Bunker Gear




Fitness Equipment



Fire Station Furniture

## PROPOSED BUDGET REFLECTS CITY'S MARCH 20 PROPOSAL TO POLICE UNION



# ANNEXATION – SOUTH SA




South San Antonio Annexation

## FINANCIAL IMPACT OF SOUTH SAN ANTONIO ANNEXATION

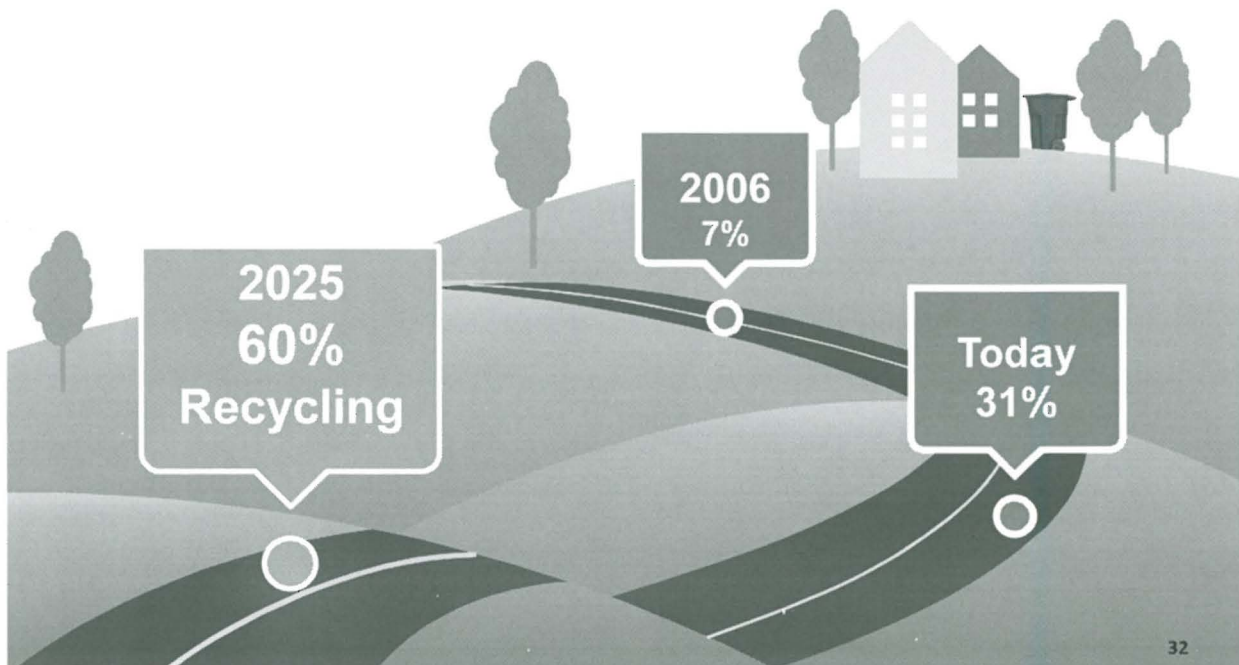
	FY 2016	FY 2017
Revenue	\$0	\$0.12
Expense - Operating	(1.3)	(6.5)
Expense - Capital	(2.1)	(0.0)
<b>Net Expense</b>	<b>(\$3.4)</b>	<b>(\$6.4)</b>

# PAY AS YOU THROW

- ✓ Roll out begins October 2015
- ✓ All residential customers converted by FY 2017
- ✓ Current monthly rate \$20.93



## PATHWAY TO 60% RECYCLING RESIDENTIAL RATE

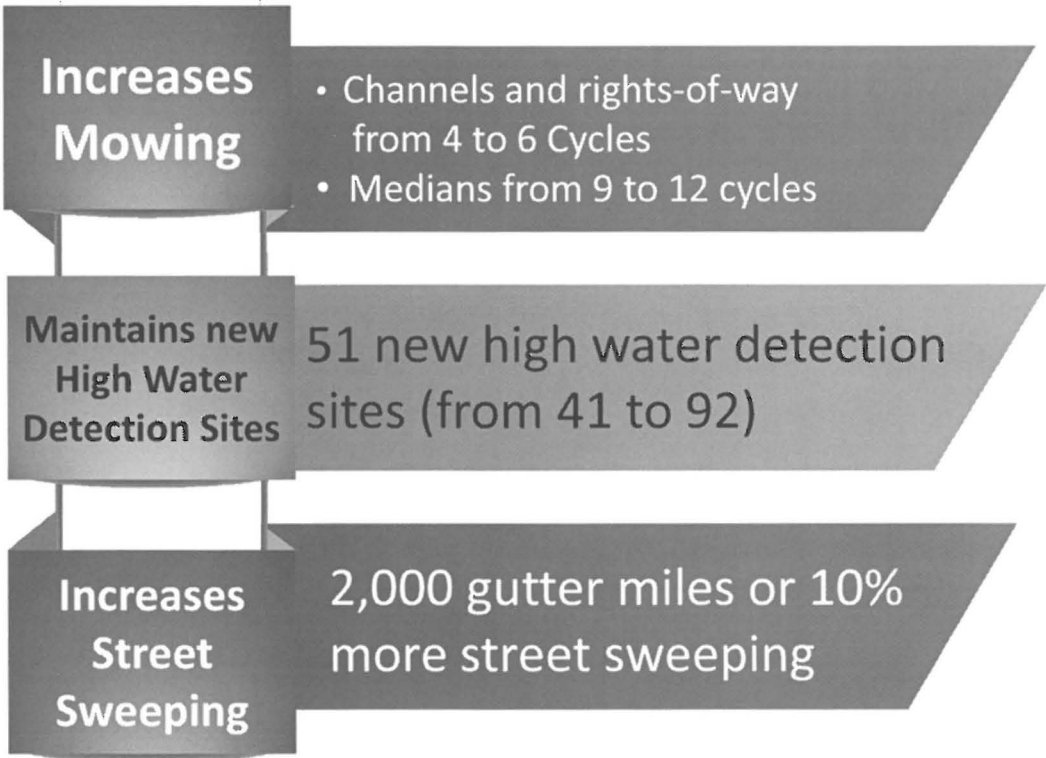


# STORM WATER FEE


New fee methodology based on impervious cover



\$3.7 Million in additional revenue allows for improved service to community



# CAPITAL PROGRAM – \$670 MILLION



2012-2017 Bond  
Program  
\$596 MILLION



Convention  
Center Expansion  
\$325 Million



Alamo Plaza  
Development  
\$17 Million

35

## AIRPORT CAPITAL PROJECTS



Consolidated Rental  
Car Facility (CONRAC)  
\$165 Million



Airport Runway  
Improvements  
\$11 Million

36

# NEXT STEPS



# FY 2016 PROPOSED OPERATING & CAPITAL BUDGET

Presented by City Manager Sheryl Sculley  
August 6, 2015

