

AN ORDINANCE 2017-12-07-0928

APPROVING ADJUSTMENTS TO THE WATER DELIVERY, WATER SUPPLY FEE, WASTEWATER, AND RECYCLED WATER RATES FOR CONSUMPTION ON OR ABOUT JANUARY 1, 2018 AND JANUARY 1, 2019 AS SET FORTH IN ATTACHMENT I; AMENDING CHAPTER 34 OF THE CITY CODE OF THE CITY OF SAN ANTONIO AND RATE SCHEDULES INCORPORATED THEREIN AS SET FORTH IN ATTACHMENT I; ADOPTING NEW SPECIAL SERVICES FEES AND ADJUSTMENTS TO CERTAIN EXISTING SPECIAL SERVICES FEES EFFECTIVE JANUARY 1, 2018, INCLUDING PROVISIONS FOR THE AUTOMATIC INCREASE OF CERTAIN OF THE SPECIAL SERVICES FEES BASED ON THE ANNUAL RATE OF INFLATION EACH YEAR AFTER 2018 OR THE ANNUAL PERCENTAGE CHANGE IN RELATED SERVICE RATES AS APPROPRIATE AND AMENDMENTS TO CHAPTER 34 OF THE CITY CODE OF THE CITY OF SAN ANTONIO AND FEE SCHEDULES INCORPORATED THEREIN AS SET FORTH IN ATTACHMENT II; AND ADOPTING AMENDMENTS TO CHAPTER 34 OF THE CITY CODE TO RECONCILE CERTAIN SECTIONS RELATED TO SPECIAL SERVICES FEES WITH CERTAIN PRIOR CITY ORDINANCES INCORPORATED THEREIN AS SET FORTH IN ATTACHMENT III;

* * * * *

WHEREAS, adjustments are necessary to all San Antonio Water System (“SAWS”) water delivery, water supply fee, wastewater, and recycled water rates effective on or about January 1, 2018 to provide sufficient funding to support the System’s 2018 Annual Budget; and

WHEREAS, the Annual Budget for the Fiscal Year ending December 31, 2018 assumes rate increases that result in a combined average residential customer bill increase of 5.8% for the average residential customer due to specific rate increases of 9.7% for Water Delivery rates, 4.5% for Water Supply Fee rates, 3.6% for Wastewater rates, and 7.8% for Recycled Water rates; and

WHEREAS, SAWS’ projected revenue requirements for 2019 will require additional adjustments to all water delivery, water supply fee, wastewater, and recycled water rates effective on or about January 1, 2019 to provide sufficient funding to support the System’s projected revenue requirements for 2019; and

WHEREAS, those projected revenue requirements for the year ended December 31, 2019 require specific rate increases of 0.4% for Water Delivery rates, 4.3% for Water Supply Fee rates, 8.0% for Wastewater rates, and 1.8% for Recycled Water rates, which result in an increase to the average residential customer bill of 4.7%; and

WHEREAS, City staff has conducted a comprehensive review of the proposed rate adjustments outlined above; and

WHEREAS, based on the analysis performed, staff's professional recommendation is for approval of the proposed rate adjustments, including a 5.8% increase for the 2018, and a 4.7% increase for 2019; and

WHEREAS, pursuant to Article XI, Section 136 of the San Antonio City Charter, the Supervisor of Public Utilities is required to "assemble the facts which are essential to proper determination of cost of service and the fixing of reasonable rates" for the purpose of presenting a report and recommendations to City Council associated with proposed rate adjustments by SAWS; **NOW THEREFORE:**

BE IT ORDAINED BY THE CITY COUNCIL OF THE CITY OF SAN ANTONIO:

SECTION 1. In the exercise of its governmental regulatory authority, the City Council of the City of San Antonio approves adjustments to the San Antonio Water System's ("SAWS") water delivery, water supply fee, wastewater, and recycled water rates effective for consumption on or about January 1, 2018 and January 1, 2019 as set forth in Attachment I.

SECTION 2. The City Council adopts certain rate-related amendments to Chapter 34 of the City Code of the City of San Antonio and the Rate Schedules incorporated therein, all as set forth in Attachment I.

SECTION 3. The City Council adopts new special services fees and adjustments to existing special services fees effective January 1, 2018, including provisions for the automatic increase in certain of the special services fees based on the annual rate of inflation each year after 2018 or the annual percentage change in related service rates as appropriate and amendments to Chapter 34 of the City Code as set forth in Attachment II; however, every three (3) years SAWS must perform a cost of service review on all special service fees instead of an automatic increase based on the annual rate of inflation. Any changes in the fees based on the cost of service reviews must be approved by the City Council.

SECTION 4. The City Council adopts amendments to Chapter 34 of the City Code related to special services fees as set forth in Attachment III.

SECTION 5. The City Code of the City of San Antonio, Texas, Chapter 34 is hereby amended by adding the language that is underlined (added) and deleting the language that is stricken (~~deleted~~) to the existing text as set for in this Ordinance.

SECTION 6. All other provisions of Chapter 34 of the City Code of San Antonio, Texas shall remain unchanged and in full force and effect unless expressly amended by the Ordinance.

SECTION 7. If any part, section, paragraph, sentence, phrase of word, or clause of this Ordinance is for any reason held to be unconstitutional, illegal, inoperative, or invalid, of if any exception to or limitation upon any general provision herein contained is held to be unconstitutional, illegal, invalid, or ineffective, the remainder of this Ordinance shall

RP
12/07/2017
Item. 4


nevertheless stand effective and valid as if it had been enacted without the portion held to be unconstitutional, illegal, invalid, or ineffective.

SECTION 8. The publishers of the City Code of San Antonio, Texas are authorized to amend said Code to reflect the changes adopted herein and to correct typographical errors and to index, format and number paragraphs to conform to the existing Code.

PASSED AND APPROVED this 7th day of December, 2017.



M A Y O R
Ron Nirenberg

ATTEST:



Leticia M. Vacek, City Clerk

APPROVED AS TO FORM:



Andrew Segovia, City Attorney

Agenda Item:	4						
Date:	12/07/2017						
Time:	02:29:30 PM						
Vote Type:	Other: To Eliminate 2019 Rate Increase						
Description:	An Ordinance approving 1) adjustments to the 2018 and 2019 residential, general, irrigation, wholesale and recycled class rates; 2) adjustments to various fees and charges related to services provided by SAWS and 3) amending the City Code. [Ben Gorzell, Chief Financial Officer; Robert R. Puente, President and CEO, San Antonio Water System]						
Result:	Failed						
Voter	Group	Not Present	Yea	Nay	Abstain	Motion	Second
Ron Nirenberg	Mayor			x			
Roberto C. Treviño	District 1			x			
William Cruz Shaw	District 2			x			
Rebecca Viagran	District 3			x			
Rey Saldaña	District 4			x			
Shirley Gonzales	District 5			x			
Greg Brockhouse	District 6		x			x	
Ana E. Sandoval	District 7			x			
Manny Pelaez	District 8			x			
John Courage	District 9		x				x
Clayton H. Perry	District 10		x				

Agenda Item:	4						
Date:	12/07/2017						
Time:	02:29:55 PM						
Vote Type:	Other: To Reduce 2018 Revenue To City						
Description:	An Ordinance approving 1) adjustments to the 2018 and 2019 residential, general, irrigation, wholesale and recycled class rates; 2) adjustments to various fees and charges related to services provided by SAWS and 3) amending the City Code. [Ben Gorzell, Chief Financial Officer; Robert R. Puente, President and CEO, San Antonio Water System]						
Result:	Failed						
Voter	Group	Not Present	Yea	Nay	Abstain	Motion	Second
Ron Nirenberg	Mayor			x			
Roberto C. Treviño	District 1			x			
William Cruz Shaw	District 2			x			
Rebecca Viagran	District 3			x			
Rey Saldaña	District 4			x			
Shirley Gonzales	District 5			x			
Greg Brockhouse	District 6		x				x
Ana E. Sandoval	District 7		x				
Manny Pelaez	District 8			x			
John Courage	District 9			x			
Clayton H. Perry	District 10		x			x	

Agenda Item:	4						
Date:	12/07/2017						
Time:	02:30:13 PM						
Vote Type:	Motion to Approve						
Description:	An Ordinance approving 1) adjustments to the 2018 and 2019 residential, general, irrigation, wholesale and recycled class rates; 2) adjustments to various fees and charges related to services provided by SAWS and 3) amending the City Code. [Ben Gorzell, Chief Financial Officer; Robert R. Puente, President and CEO, San Antonio Water System]						
Result:	Passed						
Voter	Group	Not Present	Yea	Nay	Abstain	Motion	Second
Ron Nirenberg	Mayor		x				
Roberto C. Treviño	District 1		x			x	
William Cruz Shaw	District 2		x				x
Rebecca Viagran	District 3		x				
Rey Saldaña	District 4		x				
Shirley Gonzales	District 5		x				
Greg Brockhouse	District 6			x			
Ana E. Sandoval	District 7		x				
Manny Pelaez	District 8		x				
John Courage	District 9			x			
Clayton H. Perry	District 10			x			

2018 & 2019 Rate Adjustments

Robert R. Puente

President/Chief Executive Officer

San Antonio City Council

December 7, 2017

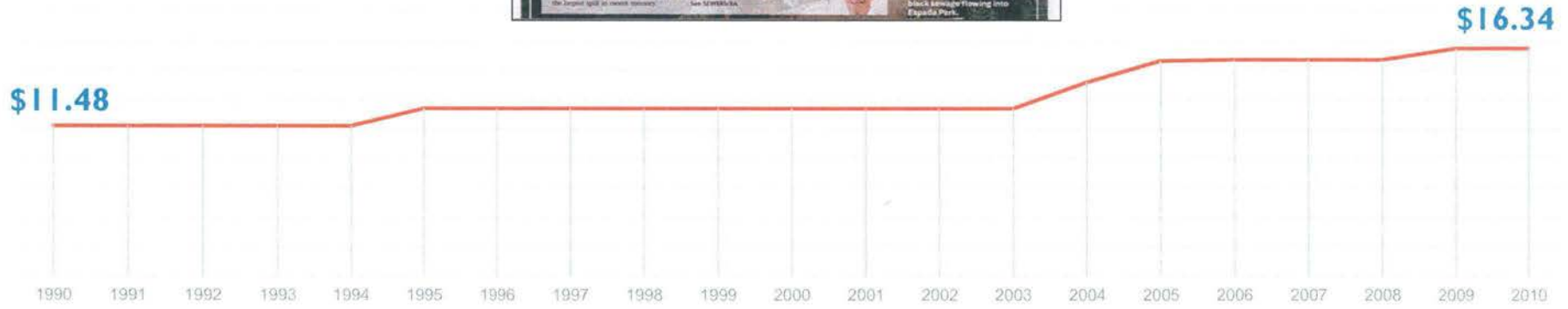


MAKING SAN ANTONIO
WATERFUL



Wastewater Rate Changes

1990 – 2010



* average bill assumes 5,668 gallons

2018 & 2019 Rate Adjustments



EPA Consent Decree



- Federally enforceable court order issued in 2013 to take actions necessary to reduce sanitary sewer overflows (SSO's)
- Remedial measures plan to be submitted in January 2019
- Will require multi year investments totaling \$1.1 - \$1.5 billion

2018 & 2019 Rate Adjustments

Wastewater Investments: 2011 to Present

Total Capital Investments of ~ \$1 Billion

- 2011 - Olmos Basin - \$18 M
- 2012 - Western Watershed 410 to SW Military- \$33 M
- 2013 - Central Watershed Broadway Corridor - \$34 M
- 2013 - San Antonio River Outfall - \$28 M
- 2015 - Castroville/Zarzamora/S Laredo - \$27 M
- 2015 - Cibolo Creek Sewershed Flow Diversion - \$9 M
- 2016 - IH10 Boerne Stage to Old Fredericksburg - \$16 M
- 2016 - Donaldson Terrace - \$9 M
- 2016 - Basin Planning - \$30 M
- 2017 - Seguin Rd to Nacogdoches Rd - \$50 M
- 2011 - 2017 Treatment Plant Improvements - \$106 M
- 2011 - 2017 Other Main Replacements & Governmental - \$421 M



2018 & 2019 Rate Adjustments

Wastewater – Assist Southside Development

Redirect growth from the Edward's Recharge Zone

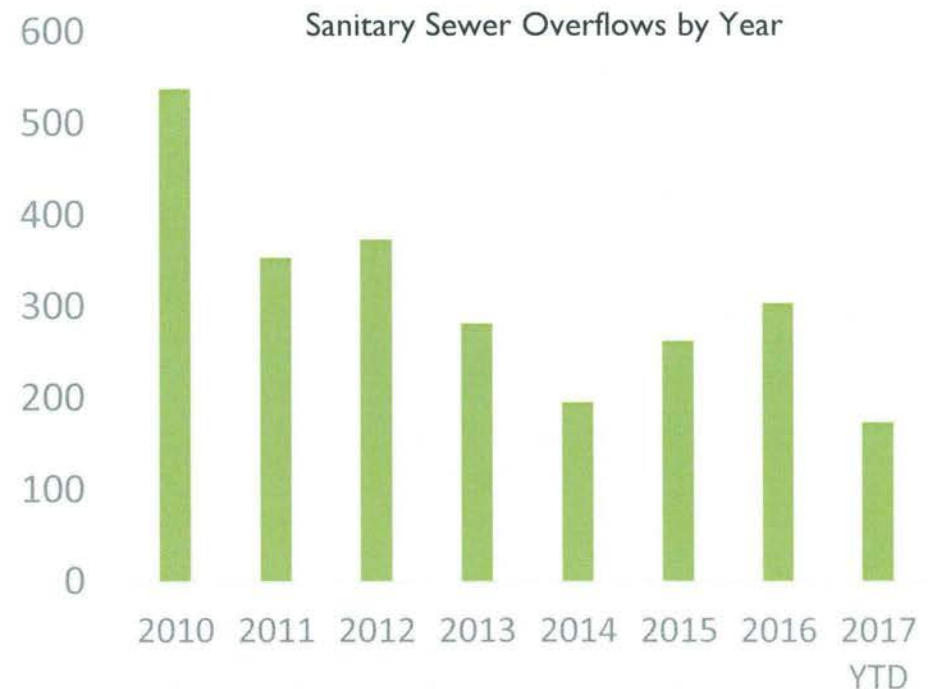
- Southwest Bexar Sewer Pipeline - \$61 M
 - Public/Private Partnership between SAWS and area Developers
 - 32 mile long, large pipeline up to 96-inch in diameter



2018 & 2019 Rate Adjustments

Wastewater – Operational Improvements

- Increased Sewer Cleaning
- Televising Collection System
- Man-hole and Force Main Physical Inspection
- Flow Meters
- Smart Covers

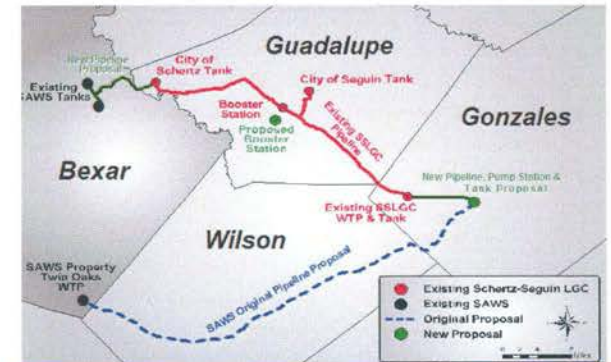


2018 & 2019 Rate Adjustments

Water Supply – New Sources Online

Since 2011 Developed 2 New Major Sources of Supply

- Regional Carrizo Project - \$85 M
 - Partnered With SSLGC to Save \$90 M
- Brackish Desalination Facility - \$155 M
 - Utilized TWDB Low Interest Rate Funding

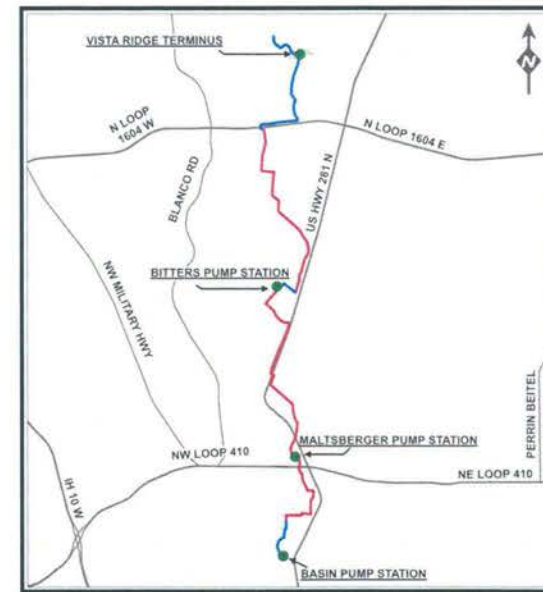


2018 & 2019 Rate Adjustments

Water Supply – Integration Improvements

Enhance Utilization of Supplies and Provide Operational Flexibility

- Western Integration Pipeline
 - Phase I Completed - \$140 M
- Central Water Integration Pipeline
 - Funding to date \$141 M



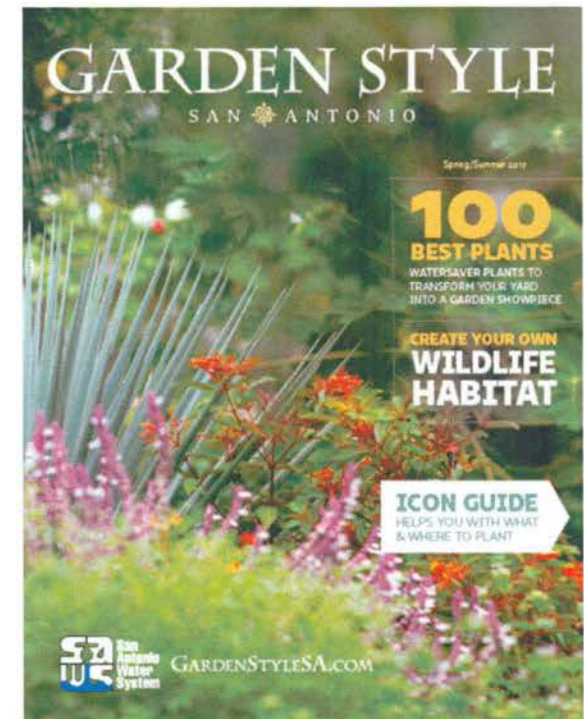
2018 & 2019 Rate Adjustments



Water Supply – Focus on Saving

Conservation and Storage Play a Pivotal Role in Securing San Antonio's Water Supply Future

- National Leader in Conservation
 - 1982 GPCD of 225 reduced to 117 in 2016
 - Plan to further reduce to 88 GPCD by 2070
- EARIP in 2012
 - Resolved Edwards Aquifer conflict
 - Aquifer Storage and Recover key component of region's solution



2018 & 2019 Rate Adjustments



Water Investments: 2011 to Present

Total Capital Investments of ~ \$560 Million

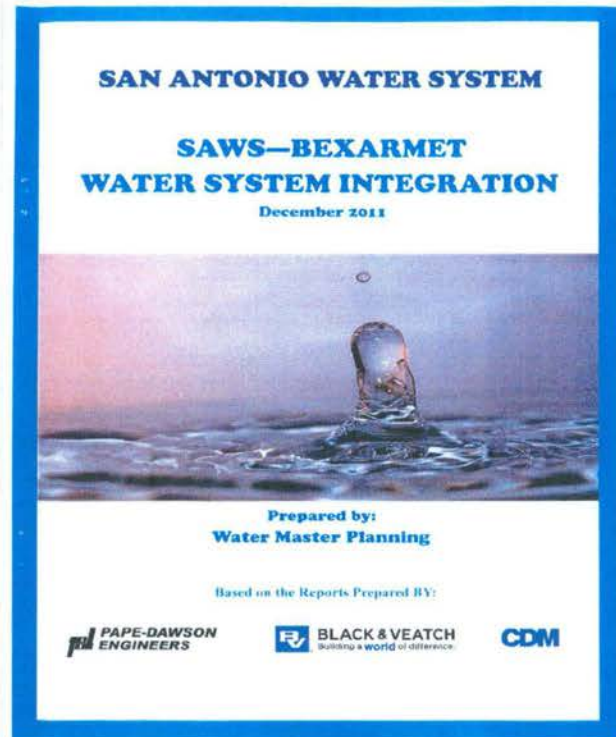
- 2011 - Anderson Tank and Pump Station - \$11 M
- 2012 - Cibolo Tank and Main - \$7 M
- 2013 - Nacogdoches Pump Station - \$26 M
- 2013 - Basin Pump Station Electrical - \$7 M
- 2014 - Disinfection System Upgrades - \$15 M
- 2014 - University Pump Station - \$8 M
- 2015 - JBSA Water Main - \$7 M
- 2016 - Southeast Tank and Pump Station - \$15 M
- 2016 - 34th Street Pump Station - \$17 M
- 2017 - Zarzamora Pump Station - \$14 M
- 2011- 2017 Other Main Replacements & Governmental - \$280 M



2018 & 2019 Rate Adjustments

Integration of BexarMet / District Special Project

Seamless Integration of more than 100,000 Customer Connections



- Resolved water supply shortages & improved operations w/ millions saved
- Invested \$83 M infrastructure improvements
- Avoided \$92 M in BexarMet's planned capital costs
- Bond refinancing generated savings of \$17 M

2018 & 2019 Rate Adjustments

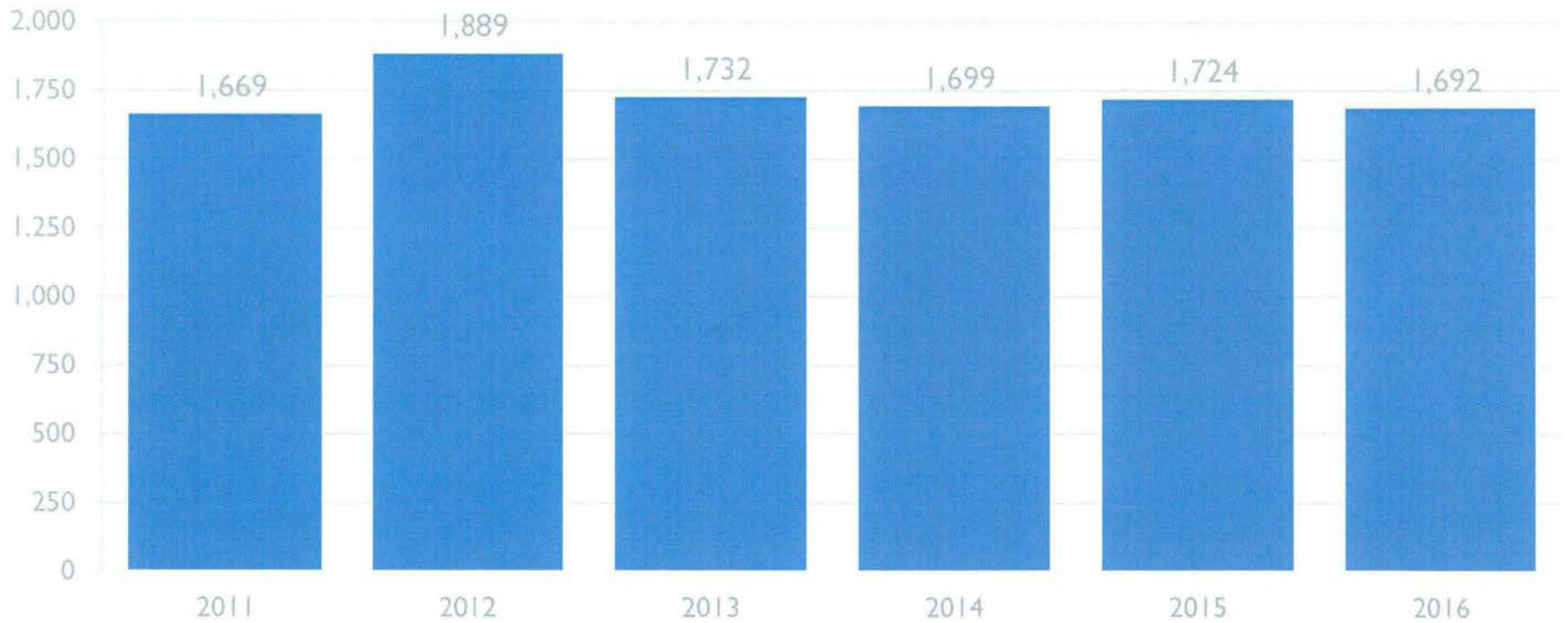
Somerset Pump Station



2018 & 2019 Rate Adjustments

Integration of DSP Employees

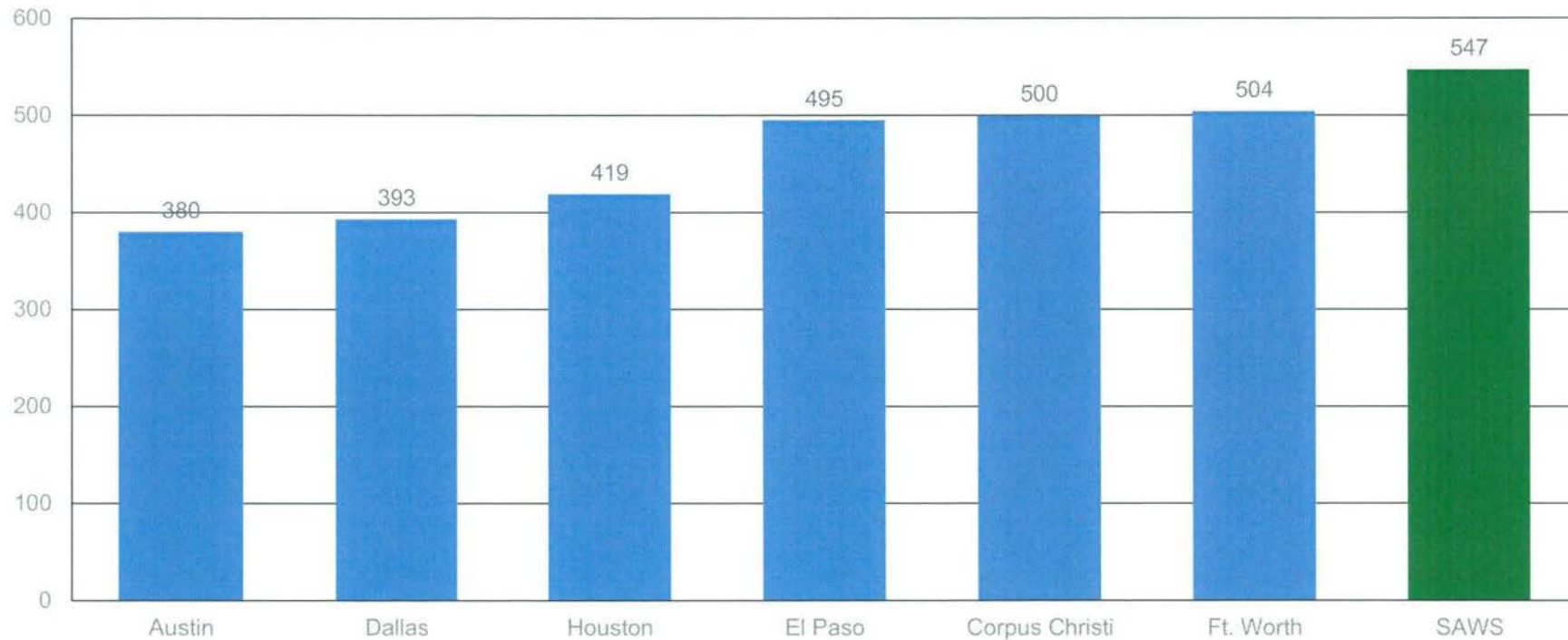
Number of Employees



2018 & 2019 Rate Adjustments



Highest Customer to Employee Ratio in Texas



2018 & 2019 Rate Adjustments



SAWS Pension Plans

Improved Retirement Plan funding while reducing assumed returns

	2011	2017
Net Pension Liability	\$72,999,000	\$73,369,000
Funded Ratio	73.8%	82.7%
Assumed Investment Return	7.25%	6.63%

2018 & 2019 Rate Adjustments

SAWS Post Retirement Medical Plan (OPEB)

Increased security of benefit through prefunding and liability reduced

	2011	2017*
Unfunded Actuarial Accrued Liability	\$242,388,000	\$100,932,000
Funded Ratio	0.0%	38.0%
Assumed Investment Return	N/A	6.50%

*9/30/17

2018 & 2019 Rate Adjustments

Strongest Credit Ratings in SAWWS History

Since 2013 SAWWS' Credit Ratings Have Been Among Some of the Highest in the Industry

	Senior Lien	Junior Lien	Outlook
Fitch Ratings	AA+	AA	Stable
Moody's Investors Service, Inc.	Aa1	Aa2	Stable
Standard & Poor's Ratings Service	AA+	AA	Stable

“The upgrade primarily reflects our assessment of strong management and planning, coupled with the trend of favorable debt service coverage and system liquidity.”*

2018 & 2019 Rate Adjustments



Strong Credit Rating Contributed to Millions in Savings

Since 2011 SAWS has Realized More than \$300 M of Future Savings

Bond Issue	Total Savings	Net Present Value
2011	\$5,800,000	\$4,300,000
2011 A	\$15,700,000	\$10,500,000
2012	\$71,000,000	\$56,400,000
2012 Jr. Lien	\$3,400,000	\$3,000,000
2013 B	\$15,700,000	\$12,400,000
2014 A	\$12,300,000	\$6,100,000
2015 B	\$81,800,000	\$46,900,000
2016 A & B	\$44,400,000	\$32,500,000
2016 C	\$45,300,000	\$33,200,000
2017 A	<u>\$9,900,000</u>	<u>\$7,500,000</u>
TOTAL	\$305,300,000	\$212,800,000

2018 & 2019 Rate Adjustments

Rate Survey – SAWWS’ Bill Compared to National Average

SAWS Bill 9% Less than National Average in 2005 and 29% Less in 2016



Data from Black & Veatch 50 Largest Cities Water & Wastewater Rate Surveys for 2005 and 2016.
Data Reflects rates as of August 31, 2005 and July 1, 2016 for 7,500 gallons of water and sewer usage.

2018 & 2019 Rate Adjustments



2018 & 2019 Proposed Rate Adjustments

Rate Category	Proposed Change	
	2018	2019
Water Supply	0.9%	0.8%
Water Delivery	3.2%	0.2%
Wastewater	1.7%	3.7%
Total	5.8%	4.7%

RATE DRIVERS

2018

- Capital Program

2019

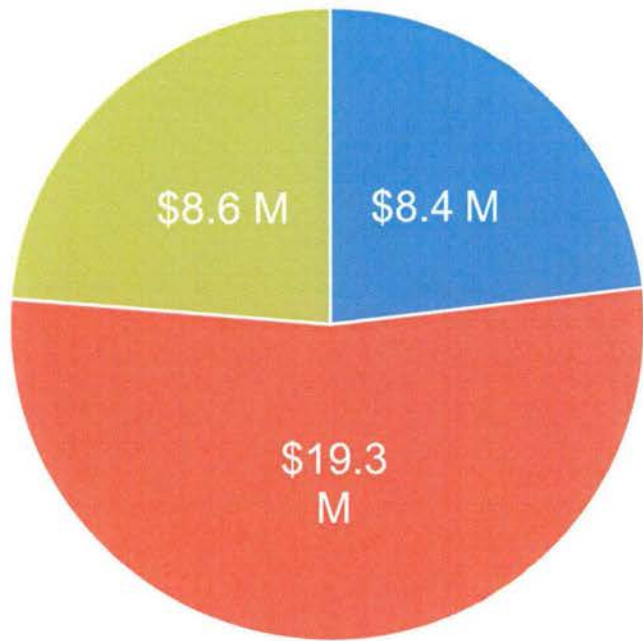
- Capital Program
- Automated Meter Infrastructure
- Vista Ridge Operating Reserve

Average residential bill assuming 7,092 gals water/ 5,668 gals sewer usage before EAA and TCEQ pass-through. Excludes COSA Stormwater.

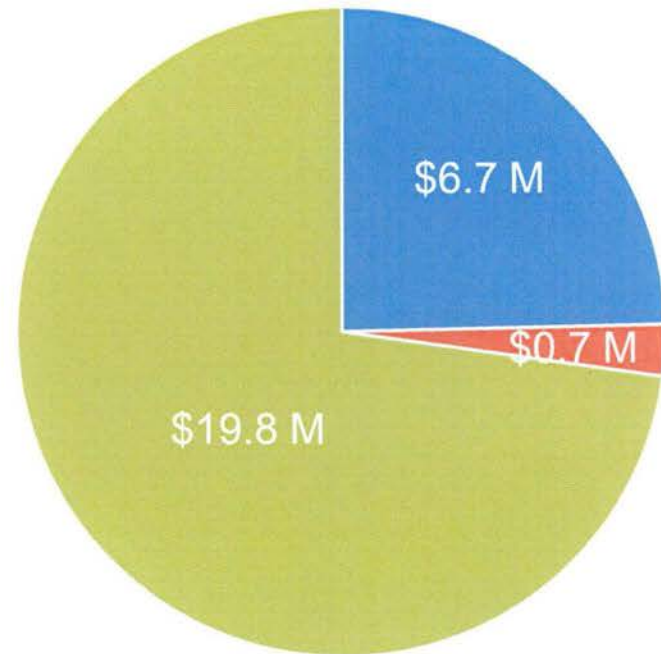
2018 & 2019 Rate Adjustments

Revenue Provided from Adjustments

2018 - \$36.3 Million



2019 - \$27.2 Million



Water Supply

Water Delivery

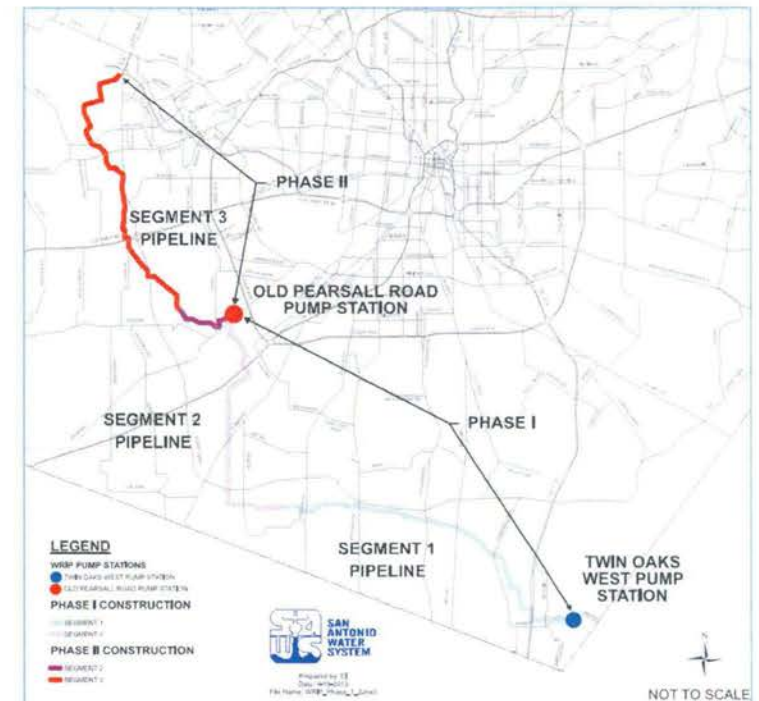
Wastewater

2018 & 2019 Rate Adjustments



2018 & 2019 Water Supply Investments

- Total investments of \$109 M
 - Western Integration Pipeline – Phase II
 - \$95.3 Million
 - Pump Station Improvements in 2018
 - Segment 3 Pipeline Construction in 2019
 - Key component of drought management planning



2018 & 2019 Rate Adjustments

2018 & 2019 Water Delivery Investments

Total Capital Investment of \$301 M

- Production System Upgrades and Rehabilitation – \$132 M
 - Wurzbach Pump Station Rehab
 - Basin Pump Station Rehab
 - Turtle Creek No. 3 Well Field, Pumps and Ground Storage Tank
- Water Main Replacements – \$119 M
- Automated Meter Infrastructure - \$19 M



2018 & 2019 Rate Adjustments

2018 & 2019 Wastewater Investments

Total Capital Investment of \$400 M

- Wastewater Main Replacements – \$320 M
 - Seguin Road to Nacogdoches
 - Wurzbach Parkway: Jones Maltsberger to Nacogdoches
 - Martinez Creek: Perez St. to W. Huisache Ave.
 - Western Watershed Emergency Sewer Relief
 - Huebner Creek: Eckhert to Bandera
- Treatment Upgrades and Improvements – \$44 M
 - Dos Rios Electrical System Improvements

2018 & 2019 Rate Adjustments

Affordability Customer Support

Affordability Discount
Monthly assistance

Meter Trip Fee/Service Fee Reduction
Applies to discount participants

Leak Adjustments
Bill adjustments by type of leak

Courtesy Notice
24-hour notice prior of interruption of service due to nonpayment for medical necessity

Senior Citizen Billing
Waive late fees for 60 years and older

Home Conservation Makeover
Provide water efficient fixtures

Plumbers to People
Home leak repairs

Project Agua
Payment assistance

Sewer Laterals Reimbursement
Provides reimbursement of plumbing charges related to televising and clearing blockage beyond customer property line

Payment Arrangements
Reduces amount on past due accounts

Domestic Violence Waiver
Waiving deposits to new accounts for victims of domestic violence

Disability Billing
Additional 10 days to pay

Laterals to People
Plumbing assistance inside the property line

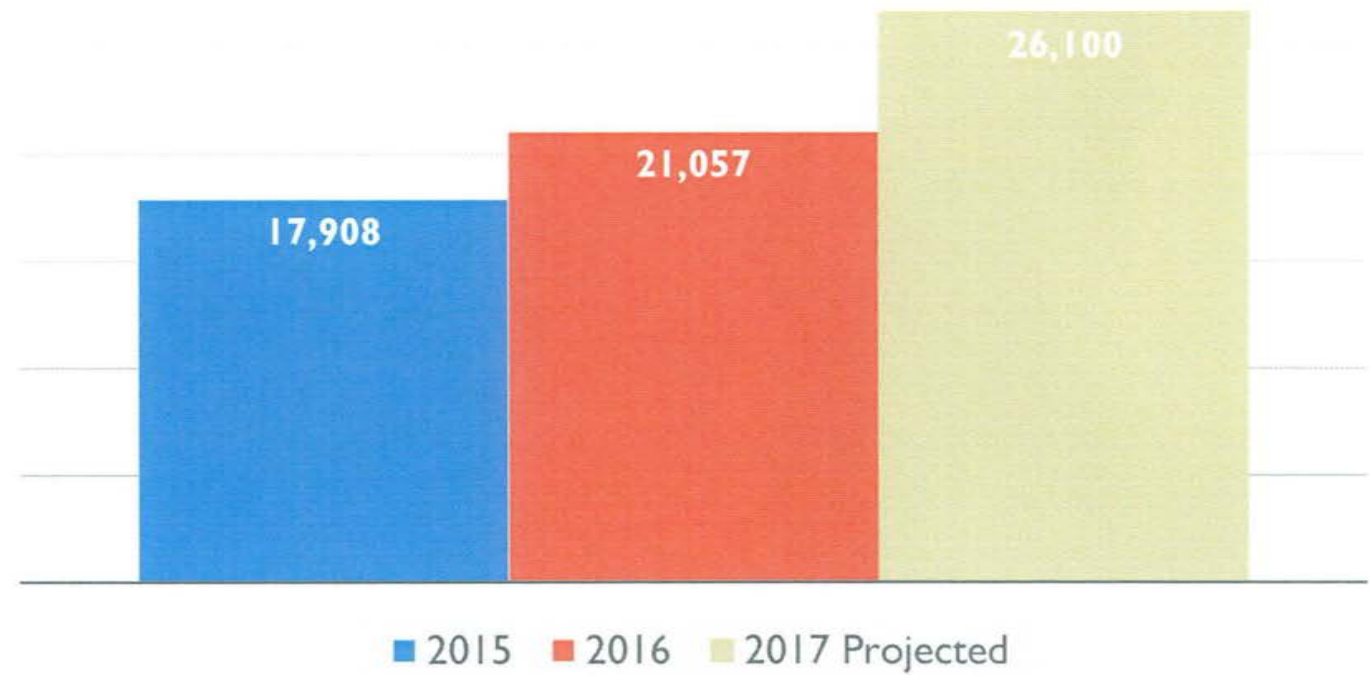


2018 & 2019 Rate Adjustments



Enrollment Comparison: 2015 – 2017

Affordability Discount Program – Monthly Discount



2018 & 2019 Rate Adjustments



Program Efforts

- Community Partnerships
 - Growing our financial support through 56 other like-minded business and community organizations
- Community Outreach
 - Participating in over 340 community events and presentations in 2017
- City Council Liaisons
 - SAWS Affordability Specialists are assigned to individual City Council districts



2018 & 2019 Rate Adjustments

Affordability Investments: 2015 - 2018

Assistance provided in 2018 will be 300% more than 2015



■ 2015 ■ 2016 ■ 2017 Projected ■ 2018 Projected



2018 & 2019 Rate Adjustments



2018 Discounts

\$5.7 million in assistance - \$2 million increase from 2017

Poverty Level	2017 Discount	2018 Revised Discount	% of Average Bill
50%	\$ 21.40	\$ 24.50	37%
75%	\$ 14.30	\$ 17.00	26%
100%	\$ 8.81	\$ 11.00	17%
125%	\$ 6.99	\$ 8.72	13%

2018 & 2019 Rate Adjustments

Program Strategies

- Senior Billing Enrollment
 - Changed from a program to a benefit
 - All SAWS customers ages 60 years and older now receive benefit
- SAWS Customer Portal
 - Easy on-line Affordability enrollment
- Preventative Strategies
 - High water use reduction strategy
 - Water conservation assistance
- Relaunch of Project Agua
 - Rebranding and refocusing efforts on funding support

San Antonio Water System is celebrating its 25th birthday this year. We also wanted to wish you a...

Happy Birthday!

As a benefit to our valued senior customers, you have been auto enrolled in our *Senior Citizen Billing Benefit which waives all late fees for residential customers who are 60 or older.

* Senior billing benefit cannot be applied to accounts enrolled in Easy-Pay Plan.



San Antonio Water System está celebrando sus 25 años. También le queremos desear a usted un...

Feliz Cumpleaños!

Como un beneficio para nuestros clientes mayores de 60 años, usted ha sido automáticamente inscrito en nuestro *"Senior Citizen Billing Benefit" que elimina todos los cargos por retraso para los clientes mayores de 60 años.

* El beneficio para mayores de 60 años no puede ser aplicado a cuentas que están inscritas en el Easy-Pay Plan.

"SAWS made me so proud when I received a Birthday Card saying that I was being signed up for the Senior Citizen Program. I have never had a company remind me of my birthday and wanted to say how very grateful I am for that. - Monica F.

2018 & 2019 Rate Adjustments



Program Strategies

- Affordability Cares Team (ACT)
 - Utilizing Specialist from Customer Service, Governmental Affairs, Outreach, Conservation and Affordability to provide seamless, rapid response to concerns
 - Outreach Specialist identify opportunities to provide assistance
 - Affordability team members identify and qualify families
 - Conservation & Customer Service team members ID water use patterns, and identify opportunities



2018 & 2019 Rate Adjustments



Program Outreach

- Targeted mail outs
- City Council Affordability Fairs
- Focus on Senior Events
- Non-traditional outreach
- Affordability service at SAWS Payment Centers



2018 & 2019 Rate Adjustments

Average Residential Bills

Water & Sewer – Major Texas Cities



2018 & 2019 Rate Adjustments



2018 & 2019 Rate Adjustments

Robert R. Puente

President/Chief Executive Officer

San Antonio City Council

December 7, 2017



MAKING SAN ANTONIO
WATERFUL



ATTACHMENT I

RATE-RELATED AMENDMENTS TO CHAPTER 34, ARTICLE II OF THE SAN ANTONIO CITY CODE

Article II. Water Service and Rates

Section 34-121. Establishment of Rates and Schedules

The schedule of water service rates and charges contained in Schedule A relating to residential water customers, the schedule of water service rates and charges contained in Schedule B relating to general water customers, the schedule of water service rates and charges in Schedule C relating to wholesale water customers, and the schedule of water service rates and charges in Schedule D for irrigation water rates, as amended, attached hereto, shall be effective for all consumption on or about January 1, ~~2017~~ 2018 and on or about January 1, 2019, as appropriate, and shall be the lawful rates for water service to be charged by the System.

RATE-RELATED AMENDMENTS TO CHAPTER 34, ARTICLE III OF THE SAN ANTONIO CITY CODE

Article III, Sewer Service and Rates

Section 34.226. Establishment of Rates and Schedules, Rates Schedules and Affordability Discount Analysis

The schedule of sewer service rates and charges contained in Schedule A for residential sewer service customers, the schedule of sewer service rates and charges contained in Schedule B for general sewer service customers, and the sewer service rates and charges contained in Schedule C for wholesale sewer service customers, as amended attached hereto, shall be effective for all consumption on or about January 1, ~~2017~~ 2018 and on or about January 1, 2019, as appropriate, and shall be the lawful rates for sewer service to be charged by the System except as specified below:

Customers approved by the SAWS for participation in the Flat Rate Sewer Program in accordance with Section 34-226.2 shall pay sewer charges as required under the Flat Rate Sewer Program.

Rate Schedules A, B and C relating to sewer service for residential, general and wholesale customers are hereby amended and shall hereinafter read as attached hereto and incorporated herein.

RP
12/07/2017
Item. 4

RATE-RELATED AMENDMENTS TO CHAPTER 34, ARTICLE VIII OF THE SAN ANTONIO CITY CODE

Article VIII, Recycled Water Service and Rates

Section 34-1301. Establishment of Rates.

The rates and charges for recycled water service which will be applied to all recycled water consumption beginning on or about January 1, ~~2017~~ 2018 and on or about January 1, 2019, as appropriate, are set out in Schedule F to this Chapter and shall be the lawful rates for recycled water service to be charged by the System.

RP
12/07/2017
Item. 4

RATE-RELATED AMENDMENTS TO CHAPTER 34, ARTICLE IX OF THE SAN ANTONIO CITY CODE

Article IX, Water Supply Fee

Section 34-1345. Water Supply Fee Schedule

The Water Supply Fee which will be applied to all consumption beginning on or about January 1, ~~2017~~ 2018 and on or about January 1, 2019, as appropriate, is set out in Schedule E to this Chapter. Such water supply fee schedule shall remain in effect as set out in Schedule E until the System's Board of Trustees and Council of the City of San Antonio determine that an additional adjustment is necessary to most effectively meet the water supply development needs of system customers.

**SCHEDULE A
RESIDENTIAL CLASS WATER AND SEWER RATE SCHEDULES
SAN ANTONIO WATER SYSTEM**

San Antonio, Texas
Effective for Consumption on or about January 1, 2018

Water service charges for all metered residential water connections **INSIDE THE CITY LIMITS** of San Antonio shall be the sum of the appropriate Water Service Availability Charge and the application of the Water Monthly Volume Charges to metered water usage in every instance of service for each month or fraction thereof and are billed according to the schedule below. Sewer service charges for all metered residential water connections **INSIDE THE CITY LIMITS** shall be the sum of the appropriate Sewer Service Availability Charge and the application of the Sewer Monthly Volume Charges to average monthly water usage for 90 days during three consecutive billing periods beginning after November 15 and ending on or about March 15 of each year and are billed according to the schedule below. Customers who do not have a record of winter water usage or an interim average will be billed for sewer service assuming 6,733 5,985 gallons monthly sewer usage. Customers with no San Antonio Water System water meter will be charged the Sewer Service Availability Charge based on a 5/8" meter size.

MONTHLY SERVICE AVAILABILITY CHARGES

Meter Size	Water Service	Sewer Service	Water Service	Sewer Service
	Availability Charge*	Availability Charge	Availability Charge*	Availability Charge
5/8"	\$ 11.64	\$ 12.98	\$ 12.77	\$ 13.45
3/4"	\$ 15.41	\$ 14.28	\$ 16.90	\$ 14.79
1"	\$ 22.90	\$ 16.22	\$ 25.12	\$ 16.80
1-1/2"	\$ 41.63	\$ 22.71	\$ 45.67	\$ 23.53
2"	\$ 64.08	\$ 32.45	\$ 70.30	\$ 33.62
3"	\$ 116.53	\$ 64.89	\$ 127.83	\$ 67.23
4"	\$ 191.42	\$ 97.34	\$ 209.99	\$ 100.84
6"	\$ 378.67	\$ 162.23	\$ 415.41	\$ 168.07
8"	\$ 603.37	\$ 259.56	\$ 661.90	\$ 268.90
10"	\$ 865.51	\$ 389.36	\$ 949.47	\$ 403.38
12"	\$ 1,614.51	\$ 519.14	\$ 1,771.12	\$ 537.83

*Water Service Availability Charge shall be reduced by \$2.32 if usage does not exceed 2,992 gallons

*Water Service Availability Charge shall be reduced by \$2.55 if usage does not exceed 2,992 gallons

MONTHLY VOLUME CHARGES

Usage Gallon - Block Threshold	WATER	WATER	Usage Gallon - Block Threshold	SEWER
	Rate Per 100 Gallons	Rate Per 100 Gallons		Rate Per 100 Gallons
2,992 Gallons	\$0.0672	\$ 0.0737	1,496 Gallons	\$0.0000
4,489 Gallons	0.1176	\$ 0.1290	2,992 Gallons	\$0.2774
5,985 Gallons	0.1511	\$ 0.1658	Over 2,992 Gallons	\$0.4162
7,481 Gallons	0.1847	\$ 0.2026		
10,473 Gallons	0.2183	\$ 0.2395		
14,962 Gallons	0.2520	\$ 0.2764	Usage Gallon - Block Threshold	SEWER Rate Per 100 Gallons
20,199 Gallons	0.3023	\$ 0.3316	1,496 Gallons	\$ -
Over 20,199	0.4366	\$ 0.4790	2,992 Gallons	\$ 0.2874
			Over 2,992 Gallons	\$ 0.4312

Water service charges for all metered residential water connections **OUTSIDE THE CITY LIMITS** of San Antonio shall be the sum of the appropriate Water Service Availability Charge and the application of the Water Monthly Volume Charges to metered water usage in every instance of service for each month or fraction thereof and are billed according to the schedule below. Sewer service charges for all metered residential water connections **OUTSIDE THE CITY LIMITS** shall be the sum of the appropriate Sewer Service Availability Charge and the application of the Sewer Monthly Volume Charges to average monthly water usage for 90 days during three consecutive billing periods beginning after November 15 and ending on or about March 15 of each year and are billed according to the schedule below. Customers who do not have a record of winter water usage or an interim average will be billed for sewer service assuming 6,733 5,985 gallons monthly sewer usage. Customers with no San Antonio Water System water meter will be charged the Sewer Service Availability Charge based on a 5/8" meter size.

MONTHLY SERVICE AVAILABILITY CHARGES

Meter Size	Water Service	Sewer Service	Water Service	Sewer Service
	Availability Charge*	Availability Charge	Availability Charge*	Availability Charge
5/8"	\$ 15.14	\$ 15.58	\$ 16.60	\$ 16.14
3/4"	\$ 20.03	\$ 17.14	\$ 21.97	\$ 17.76
1"	\$ 29.78	\$ 19.47	\$ 32.66	\$ 20.17
1-1/2"	\$ 54.12	\$ 27.26	\$ 59.37	\$ 28.24
2"	\$ 83.30	\$ 38.95	\$ 91.38	\$ 40.35
3"	\$ 151.49	\$ 77.87	\$ 166.18	\$ 80.67
4"	\$ 248.84	\$ 116.81	\$ 272.97	\$ 121.02
6"	\$ 492.27	\$ 194.68	\$ 540.02	\$ 201.69
8"	\$ 784.37	\$ 311.49	\$ 860.45	\$ 322.70
10"	\$ 1,125.16	\$ 467.23	\$ 1,234.30	\$ 484.05
12"	\$ 2,098.87	\$ 622.97	\$ 2,302.46	\$ 645.40

*Water Service Availability Charge shall be reduced by \$3.03 if usage does not exceed 2,992 gallons

*Water Service Availability Charge shall be reduced by \$3.32 if usage does not exceed 2,992 gallons

MONTHLY VOLUME CHARGES

Usage Gallon - Block Threshold	WATER	WATER	Usage Gallon - Block Threshold	SEWER
	Rate Per 100 Gallons	Rate Per 100 Gallons		Rate Per 100 Gallons
2,992 Gallons	\$0.0873	\$ 0.0958	1,496 Gallons	\$0.0000
4,489 Gallons	0.1528	\$ 0.1676	2,992 Gallons	\$0.3330
5,985 Gallons	0.1965	\$ 0.2156	Over 2,992 Gallons	\$0.4994
7,481 Gallons	0.2401	\$ 0.2634		
10,473 Gallons	0.2838	\$ 0.3113		
14,962 Gallons	0.3275	\$ 0.3593	Usage Gallon - Block Threshold	SEWER Rate Per 100 Gallons
20,199 Gallons	0.3930	\$ 0.4311	1,496 Gallons	\$ -
Over 20,199	0.5677	\$ 0.6228	2,992 Gallons	\$ 0.3450
			Over 2,992 Gallons	\$ 0.5174

SCHEDULE A
RESIDENTIAL CLASS WATER AND SEWER RATE SCHEDULES
SAN ANTONIO WATER SYSTEM
San Antonio, Texas
Effective for Consumption on or about January 1, 2019

Water service charges for all metered residential water connections **INSIDE THE CITY LIMITS** of San Antonio shall be the sum of the appropriate Water Service Availability Charge and the application of the Water Monthly Volume Charges to metered water usage in every instance of service for each month or fraction thereof and are billed according to the schedule below. Sewer service charges for all metered residential water connections **INSIDE THE CITY LIMITS** shall be the sum of the appropriate Sewer Service Availability Charge and the application of the Sewer Monthly Volume Charges to average monthly water usage for 90 days during three consecutive billing periods beginning after November 15 and ending on or about March 15 of each year and are billed according to the schedule below. Customers who do not have a record of winter water usage or an interim average will be billed for sewer service assuming 5,985 gallons monthly sewer usage. Customers with no San Antonio Water System water meter will be charged the Sewer Service Availability Charge based on a 5/8" meter size.

MONTHLY SERVICE AVAILABILITY CHARGES

Meter Size	Water Service Availability Charge*	Sewer Service Availability Charge	Water Service Availability Charge*	Sewer Service Availability Charge
5/8"	\$ 12.77	\$ 13.45	\$ 12.82	\$ 14.53
3/4"	\$ 16.90	\$ 14.79	\$ 16.97	\$ 15.97
1"	\$ 25.12	\$ 16.80	\$ 25.22	\$ 18.14
1-1/2"	\$ 45.67	\$ 23.53	\$ 45.85	\$ 25.41
2"	\$ 70.30	\$ 33.62	\$ 70.58	\$ 36.31
3"	\$ 127.83	\$ 67.23	\$ 128.34	\$ 72.61
4"	\$ 209.99	\$ 100.84	\$ 210.83	\$ 108.91
6"	\$ 415.41	\$ 168.07	\$ 417.07	\$ 181.52
8"	\$ 661.90	\$ 268.90	\$ 664.55	\$ 290.41
10"	\$ 949.47	\$ 403.38	\$ 953.27	\$ 435.65
12"	\$ 1,771.42	\$ 537.83	\$ 1,778.20	\$ 580.86

*Water Service Availability Charge shall be reduced by \$2.55 if usage does not exceed 2,992 gallons

*Water Service Availability Charge shall be reduced by \$2.57 if usage does not exceed 2,992 gallons

MONTHLY VOLUME CHARGES

Usage Gallon - Block Threshold	WATER Rate-Per-100 Gallons	WATER Rate Per 100 Gallons	Usage Gallon - Block-Threshold	SEWER Rate-Per-100 Gallons
2,992 Gallons	\$0.0737	\$ 0.0740	1,496 Gallons	\$0.0000
4,489 Gallons	0.1290	\$ 0.1295	2,992 Gallons	\$0.2874
5,985 Gallons	0.1658	\$ 0.1665	Over 2,992 Gallons	\$0.4312
7,481 Gallons	0.2026	\$ 0.2034		
10,473 Gallons	0.2395	\$ 0.2405		
14,962 Gallons	0.2764	\$ 0.2775	Usage Gallon - Block-Threshold	SEWER Rate Per 100 Gallons
20,199 Gallons	0.3316	\$ 0.3329	1,496 Gallons	\$ -
Over 20,199	0.4790	\$ 0.4809	2,992 Gallons	\$ 0.3104
			Over 2,992 Gallons	\$ 0.4657

Water service charges for all metered residential water connections **OUTSIDE THE CITY LIMITS** of San Antonio shall be the sum of the appropriate Water Service Availability Charge and the application of the Water Monthly Volume Charges to metered water usage in every instance of service for each month or fraction thereof and are billed according to the schedule below. Sewer service charges for all metered residential water connections **OUTSIDE THE CITY LIMITS** shall be the sum of the appropriate Sewer Service Availability Charge and the application of the Sewer Monthly Volume Charges to average monthly water usage for 90 days during three consecutive billing periods beginning after November 15 and ending on or about March 15 of each year and are billed according to the schedule below. Customers who do not have a record of winter water usage or an interim average will be billed for sewer service assuming 5,985 gallons monthly sewer usage. Customers with no San Antonio Water System water meter will be charged the Sewer Service Availability Charge based on a 5/8" meter size.

MONTHLY SERVICE AVAILABILITY CHARGES

Meter Size	Water Service Availability Charge*	Sewer Service Availability Charge	Water Service Availability Charge*	Sewer Service Availability Charge
5/8"	\$ 16.60	\$ 16.14	\$ 16.67	\$ 17.43
3/4"	\$ 21.97	\$ 17.76	\$ 22.06	\$ 19.18
1"	\$ 32.66	\$ 20.17	\$ 32.79	\$ 21.78
1-1/2"	\$ 59.37	\$ 28.24	\$ 59.61	\$ 30.50
2"	\$ 91.38	\$ 40.35	\$ 91.75	\$ 43.58
3"	\$ 166.18	\$ 80.67	\$ 166.84	\$ 87.12
4"	\$ 272.97	\$ 124.02	\$ 274.06	\$ 130.70
6"	\$ 540.02	\$ 204.69	\$ 542.18	\$ 217.83
8"	\$ 860.45	\$ 322.70	\$ 863.89	\$ 348.52
10"	\$ 1,234.30	\$ 484.05	\$ 1,239.24	\$ 522.77
12"	\$ 2,302.46	\$ 645.40	\$ 2,311.67	\$ 697.03

*Water Service Availability Charge shall be reduced by \$3.32 if usage does not exceed 2,992 gallons

*Water Service Availability Charge shall be reduced by \$3.34 if usage does not exceed 2,992 gallons

MONTHLY VOLUME CHARGES

Usage Gallon - Block Threshold	WATER Rate-Per-100 Gallons	WATER Rate Per 100 Gallons	Usage Gallon - Block-Threshold	SEWER Rate-Per-100 Gallons
2,992 Gallons	\$0.0958	\$ 0.0962	1,496 Gallons	\$0.0000
4,489 Gallons	0.1676	\$ 0.1683	2,992 Gallons	\$0.3450
5,985 Gallons	0.2156	\$ 0.2165	Over 2,992 Gallons	\$0.5174
7,481 Gallons	0.2634	\$ 0.2645		
10,473 Gallons	0.3113	\$ 0.3125		
14,962 Gallons	0.3593	\$ 0.3607	Usage Gallon - Block-Threshold	SEWER Rate Per 100 Gallons
20,199 Gallons	0.4311	\$ 0.4328	1,496 Gallons	\$ -
Over 20,199	0.6228	\$ 0.6253	2,992 Gallons	\$ 0.3726
			Over 2,992 Gallons	\$ 0.5588

**SCHEDULE B
GENERAL CLASS WATER AND SEWER RATE SCHEDULES
SAN ANTONIO WATER SYSTEM**

San Antonio, Texas

Effective for Consumption on or about January 1, 2018

Water service charges for all metered General Class water connections **INSIDE THE CITY LIMITS** of San Antonio shall be the sum of the appropriate Water Service Availability Charge and the application of the Water Monthly Volume Charges to metered water usage in every instance of service for each month or fraction thereof and are billed according to the schedule below. For a new general class water customer who does not have a record of prior-year consumption history in order to establish a base use, a default base amount shall be assigned using the average monthly consumption for the prior calendar year for the average apartment, general or industrial account (as applicable) having the same meter size and sub-classification as the customer. A table of average monthly consumptions by general class sub-classification and meter size shall be updated annually by SAWS with actual prior calendar year consumption history information to serve as the source of default base amount assignments. Sewer service charges for all metered General Class water connections **INSIDE THE CITY LIMITS** shall be the sum of the appropriate Sewer Service Availability Charge and the application of the Sewer Monthly Volume Charges to metered water usage and are billed according to the schedule below. Customers with no San Antonio Water System water meter will be charged the Sewer Service Availability Charge based on a 2" meter size.

MONTHLY SERVICE AVAILABILITY CHARGES

Meter Size	Water- Service- Availability	Sewer- Service- Availability	Water Service Availability	Sewer Service Availability Charge
5/8"	\$ 12.58	\$ 12.98	\$ 13.80	\$ 13.45
3/4"	\$ 17.97	\$ 14.28	\$ 19.71	\$ 14.79
1"	\$ 28.74	\$ 16.22	\$ 31.53	\$ 16.80
1-1/2"	\$ 55.65	\$ 22.71	\$ 61.05	\$ 23.53
2"	\$ 87.88	\$ 32.45	\$ 96.40	\$ 33.62
3"	\$ 163.19	\$ 64.89	\$ 179.02	\$ 67.23
4"	\$ 270.74	\$ 97.34	\$ 297.00	\$ 100.84
6"	\$ 539.61	\$ 162.23	\$ 591.95	\$ 168.07
8"	\$ 862.31	\$ 259.56	\$ 945.95	\$ 268.90
10"	\$ 1,238.74	\$ 389.36	\$ 1,358.90	\$ 403.38
12"	\$ 2,314.31	\$ 519.14	\$ 2,538.80	\$ 537.83

MONTHLY VOLUME CHARGES

Usage-Blocks Base*	WATER		SEWER	
	Rate-Per-100 Gallons	Usage-Gallon- Block-Threshold	Rate-Per-100 Gallons	
>100-125% of Base	\$0.1644	1,496-Gallons	\$0.0000	
>125-175% of Base	\$0.1892	Over 1,496 Gallons	\$0.3717	
>175% of Base	\$0.2879			

Usage-Blocks Base*	WATER		SEWER	
	Rate Per 100 Gallons	Usage Gallon - Block Threshold	Rate Per 100 Gallons	
>100-125% of Base	\$ 0.1803	1,496 Gallons	\$ -	
>125-175% of Base	\$ 0.2076	Over 1,496 Gallons	\$ 0.3851	
>175% of Base	\$ 0.2706			
>175% of Base	\$ 0.3158			

*The Base Use is defined as 100% of the Annual Average Consumption

Water service charges for all metered General Class water connections **OUTSIDE THE CITY LIMITS** of San Antonio shall be the sum of the appropriate Water Service Availability Charge and the application of the Water Monthly Volume Charges to metered water usage in every instance of service for each month or fraction thereof and are billed according to the schedule below. For a new general class water customer who does not have a record of prior-year consumption history in order to establish a base use, a default base amount shall be assigned using the average monthly consumption for the prior calendar year for the average apartment, general or industrial account (as applicable) having the same meter size and sub-classification as the customer. A table of average monthly consumptions by general class sub-classification and meter size shall be updated annually by SAWS with actual prior calendar year consumption history information to serve as the source of default base amount assignments. Sewer service charges for all metered General Class water connections **OUTSIDE THE CITY LIMITS** shall be the sum of the appropriate Sewer Service Availability Charge and the application of the Sewer Monthly Volume Charges to metered water usage and are billed according to the schedule below. Customers with no San Antonio Water System water meter will be charged the Sewer Service Availability Charge based on a 2" meter size.

MONTHLY SERVICE AVAILABILITY CHARGES

Meter Size	Water- Service- Availability	Sewer- Service- Availability	Water Service Availability	Sewer Service Availability Charge
5/8"	\$ 15.38	\$ 15.58	\$ 16.87	\$ 16.14
3/4"	\$ 21.90	\$ 17.14	\$ 24.02	\$ 17.76
1"	\$ 34.91	\$ 19.47	\$ 38.30	\$ 20.17
1-1/2"	\$ 67.43	\$ 27.26	\$ 73.97	\$ 28.24
2"	\$ 106.41	\$ 38.95	\$ 116.73	\$ 40.35
3"	\$ 197.45	\$ 77.87	\$ 216.60	\$ 80.67
4"	\$ 327.45	\$ 116.81	\$ 359.21	\$ 121.02
6"	\$ 652.52	\$ 194.68	\$ 715.81	\$ 201.69
8"	\$ 1,042.61	\$ 311.49	\$ 1,143.74	\$ 322.70
10"	\$ 1,497.69	\$ 467.23	\$ 1,642.97	\$ 484.05
12"	\$ 2,797.97	\$ 622.97	\$ 3,069.37	\$ 645.40

MONTHLY VOLUME CHARGES

Usage-Blocks Base*	WATER		SEWER	
	Rate-Per-100 Gallons	Usage-Gallon- Block-Threshold	Rate-Per-100 Gallons	
>100-125% of Base	\$0.2138	1,496-Gallons	\$0.0000	
>125-175% of Base	\$0.2460	Over 1,496 Gallons	\$0.4461	
>175% of Base	\$0.3208			
>175% of Base	\$0.3742			

Usage-Blocks Base*	WATER		SEWER	
	Rate Per 100 Gallons	Usage Gallon - Block Threshold	Rate Per 100 Gallons	
>100-125% of Base	\$ 0.2345	1,496 Gallons	\$ -	
>125-175% of Base	\$ 0.2699	Over 1,496 Gallons	\$ 0.4622	
>175% of Base	\$ 0.3519			
>175% of Base	\$ 0.4105			

*The Base Use is defined as 100% of the Annual Average Consumption

**SCHEDULE B
GENERAL CLASS WATER AND SEWER RATE SCHEDULES
SAN ANTONIO WATER SYSTEM**

San Antonio, Texas
Effective for Consumption on or about January 1, 2019

Water service charges for all metered General Class water connections **INSIDE THE CITY LIMITS** of San Antonio shall be the sum of the appropriate Water Service Availability Charge and the application of the Water Monthly Volume Charges to metered water usage in every instance of service for each month or fraction thereof and are billed according to the schedule below. For a new general class water customer who does not have a record of prior-year consumption history in order to establish a base use, a default base amount shall be assigned using the average monthly consumption for the prior calendar year for the average apartment, general or industrial account (as applicable) having the same meter size and sub-classification as the customer. A table of average monthly consumptions by general class sub-classification and meter size shall be updated annually by SAWS with actual prior calendar year consumption history information to serve as the source of default base amount assignments. Sewer service charges for all metered General Class water connections **INSIDE THE CITY LIMITS** shall be the sum of the appropriate Sewer Service Availability Charge and the application of the Sewer Monthly Volume Charges to metered water usage and are billed according to the schedule below. Customers with no San Antonio Water System water meter will be charged the Sewer Service Availability Charge based on a 2" meter size.

MONTHLY SERVICE AVAILABILITY CHARGES

Meter Size	Water Service Availability		Sewer Service Availability	
	Water Service Availability	Sewer Service Availability	Water Service Availability	Sewer Service Availability
5/8"	\$ 13.80	\$ 13.45	\$ 13.86	\$ 14.53
3/4"	\$ 19.71	\$ 14.79	\$ 19.79	\$ 15.97
1"	\$ 31.53	\$ 16.80	\$ 31.66	\$ 18.14
1-1/2"	\$ 61.05	\$ 23.53	\$ 61.29	\$ 25.41
2"	\$ 96.40	\$ 33.62	\$ 96.79	\$ 36.31
3"	\$ 179.02	\$ 67.23	\$ 179.74	\$ 72.61
4"	\$ 297.00	\$ 100.84	\$ 298.19	\$ 108.91
6"	\$ 591.95	\$ 168.07	\$ 594.32	\$ 181.52
8"	\$ 945.95	\$ 268.90	\$ 949.73	\$ 290.41
10"	\$ 1,358.90	\$ 403.38	\$ 1,364.34	\$ 435.65
12"	\$ 2,538.80	\$ 537.83	\$ 2,548.96	\$ 580.86

MONTHLY VOLUME CHARGES

Usage Blocks	WATER		SEWER	
	Rate Per 100 Gallons	Usage Gallon - Block Threshold	Rate Per 100 Gallons	
Base ²	\$0.1803	1,496 Gallons	\$0.0000	
>100-125% of Base	\$0.2076	Over 1,496 Gallons	\$0.3851	
>125-175% of Base	\$0.2706			
>175% of Base	\$0.3158			

Usage Blocks	WATER		SEWER	
	Rate Per 100 Gallons	Usage Gallon - Block Threshold	Rate Per 100 Gallons	
Base*	\$ 0.1810	1,496 Gallons	\$ -	
>100-125% of Base	\$ 0.2084	Over 1,496 Gallons	\$ 0.4159	
>125-175% of Base	\$ 0.2717			
>175% of Base	\$ 0.3171			

*The Base Use is defined as 100% of the Annual Average Consumption

Water service charges for all metered General Class water connections **OUTSIDE THE CITY LIMITS** of San Antonio shall be the sum of the appropriate Water Service Availability Charge and the application of the Water Monthly Volume Charges to metered water usage in every instance of service for each month or fraction thereof and are billed according to the schedule below. For a new general class water customer who does not have a record of prior-year consumption history in order to establish a base use, a default base amount shall be assigned using the average monthly consumption for the prior calendar year for the average apartment, general or industrial account (as applicable) having the same meter size and sub-classification as the customer. A table of average monthly consumptions by general class sub-classification and meter size shall be updated annually by SAWS with actual prior calendar year consumption history information to serve as the source of default base amount assignments. Sewer service charges for all metered General Class water connections **OUTSIDE THE CITY LIMITS** shall be the sum of the appropriate Sewer Service Availability Charge and the application of the Sewer Monthly Volume Charges to metered water usage and are billed according to the schedule below. Customers with no San Antonio Water System water meter will be charged the Sewer Service Availability Charge based on a 2" meter size.

MONTHLY SERVICE AVAILABILITY CHARGES

Meter Size	Water Service Availability		Sewer Service Availability	
	Water Service Availability	Sewer Service Availability	Water Service Availability	Sewer Service Availability
5/8"	\$ 16.87	\$ 16.14	\$ 16.94	\$ 17.43
3/4"	\$ 24.02	\$ 17.76	\$ 24.12	\$ 19.18
1"	\$ 38.30	\$ 20.17	\$ 38.45	\$ 21.78
1-1/2"	\$ 73.97	\$ 28.24	\$ 74.27	\$ 30.50
2"	\$ 116.73	\$ 40.35	\$ 117.20	\$ 43.58
3"	\$ 216.60	\$ 80.67	\$ 217.47	\$ 87.12
4"	\$ 359.21	\$ 121.02	\$ 360.65	\$ 130.70
6"	\$ 715.81	\$ 201.69	\$ 718.67	\$ 217.83
8"	\$ 1,143.74	\$ 322.70	\$ 1,148.31	\$ 348.52
10"	\$ 1,642.97	\$ 484.05	\$ 1,649.54	\$ 522.77
12"	\$ 3,069.37	\$ 645.40	\$ 3,081.65	\$ 697.03

MONTHLY VOLUME CHARGES

Usage Blocks	WATER		SEWER	
	Rate Per 100 Gallons	Usage Gallon - Block Threshold	Rate Per 100 Gallons	
Base ²	\$0.2345	1,496 Gallons	\$0.0000	
>100-125% of Base	\$0.2699	Over 1,496 Gallons	\$0.4622	
>125-175% of Base	\$0.3519			
>175% of Base	\$0.4105			

Usage Blocks	WATER		SEWER	
	Rate Per 100 Gallons	Usage Gallon - Block Threshold	Rate Per 100 Gallons	
Base*	\$ 0.2354	1,496 Gallons	\$ -	
>100-125% of Base	\$ 0.2710	Over 1,496 Gallons	\$ 0.4992	
>125-175% of Base	\$ 0.3533			
>175% of Base	\$ 0.4121			

*The Base Use is defined as 100% of the Annual Average Consumption

SCHEDULE C
WHOLESALE CLASS WATER AND SEWER RATE SCHEDULES
SAN ANTONIO WATER SYSTEM
 San Antonio, Texas
 Effective for Consumption on or about January 1, 2018

Water service charges for all metered wholesale water connections shall be the sum of the appropriate Water Service Availability Charge and the application of the Water Monthly Volume Charges to metered water usage in every instance of service for each month or fraction thereof and are billed according to the schedule below. Sewer service charges for all metered wholesale water connections shall be the sum of the appropriate Sewer Service Availability Charge and the application of the Sewer Monthly Volume Charges to metered water usage and are billed according to the schedule below.

Meter Size†	MONTHLY SERVICE AVAILABILITY CHARGES				MONTHLY VOLUME CHARGES			
	Water Service- Availability- Charge	Sewer Service- Availability-Charge	Water Service Availability Charge	Sewer Service Availability Charge	Usage Gallon - Block Threshold	Rate Per 100 Gallons	Usage Gallon - Block Threshold	Rate Per 100 Gallons
6"	\$ 489.24	\$ 303.94	\$ 536.70	\$ 314.88	Base*	\$0.1906	All Usage	\$0.3966
8"	\$ 781.36	\$ 303.94	\$ 857.15	\$ 314.88	Over Base	0.5719		
10"	\$ 1,122.14	\$ 303.94	\$ 1,230.99	\$ 314.88	Base*	\$ 0.2091	All Usage	\$ 0.4109
12"	\$ 2,095.85	\$ 303.94	\$ 2,299.15	\$ 314.88	Over Base	\$ 0.6274		

*The Base Use is defined as 100% of the Annual Average Consumption or as agreed to by the wholesale customer and approved by the SAWS Board of Trustees.

† Wholesale water service will not be provided through a meter smaller than 6" in order to comply with fire-flow requirements and the "Criteria for Water Supply and Distribution in the City of San Antonio and its Extraterritorial Jurisdiction."

SCHEDULE C
WHOLESALE CLASS WATER AND SEWER RATE SCHEDULES
SAN ANTONIO WATER SYSTEM

San Antonio, Texas

Effective for Consumption on or about January 1, 2019

Water service charges for all metered wholesale water connections shall be the sum of the appropriate Water Service Availability Charge and the application of the Water Monthly Volume Charges to metered water usage in every instance of service for each month or fraction thereof and are billed according to the schedule below. Sewer service charges for all metered wholesale water connections shall be the sum of the appropriate Sewer Service Availability Charge and the application of the Sewer Monthly Volume Charges to metered water usage and are billed according to the schedule below.

MONTHLY SERVICE AVAILABILITY CHARGES

MONTHLY VOLUME CHARGES

Meter Size†	Water Service		Sewer Service		WATER		SEWER	
	Availability Charge	Availability Charge	Availability Charge	Availability Charge	Usage Gallon - Block Threshold	Rate Per 100 Gallons	Usage Gallon - Block Threshold	Rate Per 100 Gallons
6"	-\$ 536.70	-\$ 314.88	<u>\$ 538.85</u>	<u>\$ 340.07</u>	Base*	\$0.2094	All Usage	\$0.4109
8"	-\$ 857.15	-\$ 314.88	<u>\$ 860.58</u>	<u>\$ 340.07</u>	Over-Base	0.6274		
10"	-\$ 1,230.99	-\$ 314.88	<u>\$ 1,235.91</u>	<u>\$ 340.07</u>	Base*	<u>\$ 0.2099</u>	All Usage	<u>\$ 0.4438</u>
12"	-\$ 2,299.15	-\$ 314.88	<u>\$ 2,308.35</u>	<u>\$ 340.07</u>	Over Base	<u>\$ 0.6299</u>		

*The Base Use is defined as 100% of the Annual Average Consumption or as agreed to by the wholesale customer and approved by the SAWS Board of Trustees.

† Wholesale water service will not be provided through a meter smaller than 6" in order to comply with fire-flow requirements and the "Criteria for Water Supply and Distribution in the City of San Antonio and its Extraterritorial Jurisdiction."

SCHEDULE D
IRRIGATION CLASS WATER AND SEWER RATE SCHEDULES
SAN ANTONIO WATER SYSTEM

San Antonio, Texas

Effective for Consumption on or about January 1, 2018

Water service charges for all irrigation water service **INSIDE THE CITY LIMITS** of San Antonio shall be the sum of the appropriate Service Availability charge and the application of the Monthly Volume Charges to metered water usage in every instance of service for each month or fraction thereof and are billed according to the schedule below.

MONTHLY SERVICE AVAILABILITY CHARGE			MONTHLY VOLUME CHARGES	
Meter Size	Service Availability Charge	Service Availability Charge	Usage Gallon - Block Threshold	Rate Per 100 Gallons
5/8"	\$ 12.58	<u>\$ 13.80</u>	8,229 Gallons	\$0.2989
3/4"	\$ 17.97	<u>\$ 19.71</u>	17,954 Gallons	0.4183
1"	\$ 28.74	<u>\$ 31.53</u>	162,316 Gallons	0.5379
1-1/2"	\$ 55.65	<u>\$ 61.05</u>	Over 162,316 Gallons	0.6873
2"	\$ 87.88	<u>\$ 96.40</u>		
3"	\$ 163.19	<u>\$ 179.02</u>	8,229 Gallons	<u>\$ 0.3279</u>
4"	\$ 270.74	<u>\$ 297.00</u>	17,954 Gallons	<u>\$ 0.4589</u>
6"	\$ 539.61	<u>\$ 591.95</u>	162,316 Gallons	<u>\$ 0.5901</u>
8"	\$ 862.31	<u>\$ 945.95</u>	Over 162,316 Gallons	<u>\$ 0.7540</u>
10"	\$ 1,238.74	<u>\$ 1,358.90</u>		
12"	\$ 2,314.31	<u>\$ 2,538.80</u>		

Water service charges for all irrigation water service **OUTSIDE THE CITY LIMITS** of San Antonio shall be the sum of the appropriate Service Availability charge and the application of the Monthly Volume Charges to metered water usage in every instance of service for each month or fraction thereof and are billed according to the schedule below.

MONTHLY SERVICE AVAILABILITY CHARGES			MONTHLY VOLUME CHARGES	
Meter Size	Service Availability Charge	Service Availability Charge	Usage Gallon - Block Threshold	Rate Per 100 Gallons
5/8"	\$ 15.38	<u>\$ 16.87</u>	8,229 Gallons	\$0.3885
3/4"	\$ 21.90	<u>\$ 24.02</u>	17,954 Gallons	\$0.5439
1"	\$ 34.91	<u>\$ 38.30</u>	162,316 Gallons	\$0.6993
1-1/2"	\$ 67.43	<u>\$ 73.97</u>	Over 162,316 Gallons	\$0.8935
2"	\$ 106.41	<u>\$ 116.73</u>		
3"	\$ 197.45	<u>\$ 216.60</u>	8,229 Gallons	<u>\$ 0.4262</u>
4"	\$ 327.45	<u>\$ 359.21</u>	17,954 Gallons	<u>\$ 0.5967</u>
6"	\$ 652.52	<u>\$ 715.81</u>	162,316 Gallons	<u>\$ 0.7671</u>
8"	\$ 1,042.61	<u>\$ 1,143.74</u>	Over 162,316 Gallons	<u>\$ 0.9802</u>
10"	\$ 1,497.69	<u>\$ 1,642.97</u>		
12"	\$ 2,797.97	<u>\$ 3,069.37</u>		

SCHEDULE D
IRRIGATION CLASS WATER AND SEWER RATE SCHEDULES
SAN ANTONIO WATER SYSTEM

San Antonio, Texas

Effective for Consumption on or about January 1, 2019

Water service charges for all irrigation water service **INSIDE THE CITY LIMITS** of San Antonio shall be the sum of the appropriate Service Availability charge and the application of the Monthly Volume Charges to metered water usage in every instance of service for each month or fraction thereof and are billed according to the schedule below.

MONTHLY SERVICE AVAILABILITY CHARGE			MONTHLY VOLUME CHARGES	
Meter Size	Service Availability Charge	Service Availability Charge	Usage Gallon - Block Threshold	Rate Per 100 Gallons
5/8"	\$ 13.80	<u>\$ 13.86</u>	8,229 Gallons	\$0.3279
3/4"	\$ 19.71	<u>\$ 19.79</u>	17,954 Gallons	0.4589
1"	\$ 31.53	<u>\$ 31.66</u>	162,316 Gallons	0.5901
1-1/2"	\$ 61.05	<u>\$ 61.29</u>	Over 162,316 Gallons	0.7540
2"	\$ 96.40	<u>\$ 96.79</u>		
3"	\$ 179.02	<u>\$ 179.74</u>	8,229 Gallons	<u>\$ 0.3292</u>
4"	\$ 297.00	<u>\$ 298.19</u>	17,954 Gallons	<u>\$ 0.4607</u>
6"	\$ 591.95	<u>\$ 594.32</u>	162,316 Gallons	<u>\$ 0.5925</u>
8"	\$ 945.95	<u>\$ 949.73</u>	Over 162,316 Gallons	<u>\$ 0.7570</u>
10"	\$ 1,358.90	<u>\$ 1,364.34</u>		
12"	\$ 2,538.80	<u>\$ 2,548.96</u>		

Water service charges for all irrigation water service **OUTSIDE THE CITY LIMITS** of San Antonio shall be the sum of the appropriate Service Availability charge and the application of the Monthly Volume Charges to metered water usage in every instance of service for each month or fraction thereof and are billed according to the schedule below.

MONTHLY SERVICE AVAILABILITY CHARGES			MONTHLY VOLUME CHARGES	
Meter Size	Service Availability Charge	Service Availability Charge	Usage Gallon - Block Threshold	Rate Per 100 Gallons
5/8"	\$ 16.87	<u>\$ 16.94</u>	8,229 Gallons	\$0.4262
3/4"	\$ 24.02	<u>\$ 24.12</u>	17,954 Gallons	\$0.5967
1"	\$ 38.30	<u>\$ 38.45</u>	162,316 Gallons	\$0.7671
1-1/2"	\$ 73.97	<u>\$ 74.27</u>	Over 162,316 Gallons	\$0.9802
2"	\$ 116.73	<u>\$ 117.20</u>		
3"	\$ 216.60	<u>\$ 217.47</u>	8,229 Gallons	<u>\$ 0.4279</u>
4"	\$ 359.21	<u>\$ 360.65</u>	17,954 Gallons	<u>\$ 0.5991</u>
6"	\$ 715.81	<u>\$ 718.67</u>	162,316 Gallons	<u>\$ 0.7702</u>
8"	\$ 1,143.74	<u>\$ 1,148.31</u>	Over 162,316 Gallons	<u>\$ 0.9841</u>
10"	\$ 1,642.97	<u>\$ 1,649.54</u>		
12"	\$ 3,069.37	<u>\$ 3,081.65</u>		

SCHEDULE E
WATER SUPPLY FEE SCHEDULE
SAN ANTONIO WATER SYSTEM

San Antonio, Texas

Effective for Consumption on or about January 1, 2018

The Water Supply Fee shall be assessed on all potable water service for water usages in every instance of service for each month or fraction thereof according to the schedule below.

Rate Class	Usage Gallon - Block Threshold	Fee to be Assessed (per 100 gallons)	Rate Class	Usage Gallon - Block Threshold	Fee to be Assessed (per 100 gallons)
Residential	2,992 Gallons	\$0.0954	Residential	2,992 Gallons	\$ 0.0997
	4,489 Gallons	\$0.1669		4,489 Gallons	\$ 0.1744
	5,985 Gallons	\$0.2145		5,985 Gallons	\$ 0.2242
	7,481 Gallons	\$0.2623		7,481 Gallons	\$ 0.2741
	10,473 Gallons	\$0.3100		10,473 Gallons	\$ 0.3240
	14,962 Gallons	\$0.3577		14,962 Gallons	\$ 0.3738
	20,199 Gallons	\$0.4292		20,199 Gallons	\$ 0.4485
	Over 20,199 Gallons	\$0.6198		Over 20,199 Gallons	\$ 0.6477
General	Base*	\$0.1799	General	Base*	\$ 0.1880
	125% of Base	\$0.2070		125% of Base	\$ 0.2163
	175% of Base	\$0.2699		175% of Base	\$ 0.2820
	Over 175% of Base	\$0.3149		Over 175% of Base	\$ 0.3291
Wholesale	Base**	\$0.2344	Wholesale	Base**	\$ 0.2449
	Over Base	\$0.7033		Over Base	\$ 0.7349
Irrigation	8,229 Gallons	\$0.2354	Irrigation	8,229 Gallons	\$ 0.2460
	17,954 Gallons	\$0.3296		17,954 Gallons	\$ 0.3444
	162,316 Gallons	\$0.4238		162,316 Gallons	\$ 0.4429
	Over 162,316	\$0.5416		Over 162,316 Gallons	\$ 0.5660

*The Base Use for the General Class is defined as 100% of the Annual Average Consumption

**The Base Use for the Wholesale Class is defined as 100% of the Annual Average Consumption or as agreed to by the wholesale customer and approved by the SAWS Board of Trustees.

SCHEDULE E
WATER SUPPLY FEE SCHEDULE
SAN ANTONIO WATER SYSTEM

San Antonio, Texas

Effective for Consumption on or about January 1, 2019

The Water Supply Fee shall be assessed on all potable water service for water usages in every instance of service for each month or fraction thereof according to the schedule below.

Rate Class	Usage Gallon Block Threshold	Fee to be Assessed (per 100 gallons)	Rate Class	Usage Gallon - Block Threshold	Fee to be Assessed (per 100 gallons)
Residential	2,992 Gallons	\$0.0997	Residential	2,992 Gallons	\$ 0.1040
	4,489 Gallons	\$0.1744		4,489 Gallons	\$ 0.1819
	5,985 Gallons	\$0.2242		5,985 Gallons	\$ 0.2338
	7,481 Gallons	\$0.2741		7,481 Gallons	\$ 0.2859
	10,473 Gallons	\$0.3240		10,473 Gallons	\$ 0.3379
	14,962 Gallons	\$0.3738		14,962 Gallons	\$ 0.3899
	20,199 Gallons	\$0.4485		20,199 Gallons	\$ 0.4678
	Over 20,199 Gallons	\$0.6477		Over 20,199 Gallons	\$ 0.6756
General	Base*	\$0.1880	General	Base*	\$ 0.1961
	125% of Base	\$0.2163		125% of Base	\$ 0.2256
	175% of Base	\$0.2820		175% of Base	\$ 0.2941
	Over 175% of Base	\$0.3291		Over 175% of Base	\$ 0.3433
Wholesale	Base**	\$0.2449	Wholesale	Base**	\$ 0.2554
	Over Base	\$0.7349		Over Base	\$ 0.7665
Irrigation	8,229 Gallons	\$0.2460	Irrigation	8,229 Gallons	\$ 0.2566
	17,954 Gallons	\$0.3444		17,954 Gallons	\$ 0.3592
	162,316 Gallons	\$0.4429		162,316 Gallons	\$ 0.4619
	Over 162,316	\$0.5660		Over 162,316 Gallons	\$ 0.5903

*The Base Use for the General Class is defined as 100% of the Annual Average Consumption

**The Base Use for the Wholesale Class is defined as 100% of the Annual Average Consumption or as agreed to by the wholesale customer and approved by the SAWS Board of Trustees.

SCHEDULE F
RECYCLED WATER RATE SCHEDULES
SAN ANTONIO WATER SYSTEM
San Antonio, Texas

Effective for Consumption on or about January 1, 2018

Water service charges for all recycled water service shall be the sum of the appropriate Service Availability Charge and the application of the Monthly Volume Charges to metered water usage in every instance of service for each month or fraction thereof and are billed according to the appropriate schedule below.

EDWARDS EXCHANGE CUSTOMERS

MONTHLY SERVICE AVAILABILITY CHARGES

Meter Size	Service Availability Charge	
5/8"	\$11.24	\$ 12.12
3/4"	14.63	15.77
1"	19.06	20.55
1-1/2"	30.29	32.65
2"	44.29	47.74
3"	117.79	126.98
4"	175.09	188.75
6"	334.00	360.05
8"	503.46	542.73
10"	690.35	744.20
12"	851.78	918.22

MONTHLY VOLUME CHARGES

Usage Blocks	Rate Per 100 Gallons		Rate Per 100 Gallons	
	Standard	Seasonal	Standard	Seasonal
Transferred Amount	\$0.0296	\$0.0296	\$ 0.0319	\$ 0.0319
All in excess of transferred amount	—0.1109	—0.1179	\$ 0.1196	\$ 0.1271

The Volume Charge "Seasonal" Rate Per 100 Gallons shall be applied to all billings beginning on or about May 1 and ending after five complete billing months on or about September 30 of each year. At all other times the Volume Charge "Standard" Rate Per 100 Gallons shall be utilized.

NON EDWARDS EXCHANGE CUSTOMERS

MONTHLY SERVICE AVAILABILITY CHARGES

Meter Size	Service Availability Charge	
5/8"	\$11.24	\$ 12.12
3/4"	14.63	15.77
1"	19.06	20.55
1-1/2"	30.29	32.65
2"	44.29	47.74
3"	117.79	126.98
4"	175.09	188.75
6"	334.00	360.05
8"	503.46	542.73
10"	690.35	744.20
12"	851.78	918.22

MONTHLY VOLUME CHARGES

Usage Blocks	Rate Per 100 Gallons		Rate Per 100 Gallons	
	Standard	Seasonal	Standard	Seasonal
First 748,000	\$0.1187	\$0.1276	\$ 0.1280	\$ 0.1376
Over 748,000	—0.1213	—0.1288	\$ 0.1308	\$ 0.1388

The Volume Charge "Seasonal" Rate Per 100 Gallons shall be applied to all billings beginning on or about May 1 and ending after five complete billing months on or about September 30 of each year. At all other times the Volume Charge "Standard" Rate Per 100 Gallons shall be utilized.

**SCHEDULE F
RECYCLED WATER RATE SCHEDULES
SAN ANTONIO WATER SYSTEM
San Antonio, Texas**

Effective for Consumption on or about January 1, 2019

Water service charges for all recycled water service shall be the sum of the appropriate Service Availability Charge and the application of the Monthly Volume Charges to metered water usage in every instance of service for each month or fraction thereof and are billed according to the appropriate schedule below.

EDWARDS EXCHANGE CUSTOMERS

MONTHLY SERVICE AVAILABILITY CHARGES

Meter Size	Service Availability Charge
5/8"	\$12.12 \$ 12.34
3/4"	15.77 \$ 16.05
1"	20.55 \$ 20.92
1-1/2"	32.65 \$ 33.24
2"	47.74 \$ 48.60
3"	126.98 \$ 129.27
4"	188.75 \$ 192.15
6"	360.05 \$ 366.53
8"	542.73 \$ 552.50
10"	744.20 \$ 757.60
12"	918.22 \$ 934.75

MONTHLY VOLUME CHARGES

Usage Blocks	Rate Per 100 Gallons		Rate Per 100 Gallons	
	Standard	Seasonal	Standard	Seasonal
Transferred Amount	\$0.0319	\$0.0319	\$ 0.0325	\$ 0.0325
All in excess of transferred amount	0.1196	0.1271	\$ 0.1218	\$ 0.1294

The Volume Charge "Seasonal" Rate Per 100 Gallons shall be applied to all billings beginning on or about May 1 and ending after five complete billing months on or about September 30 of each year. At all other times the Volume Charge "Standard" Rate Per 100 Gallons shall be utilized.

NON EDWARDS EXCHANGE CUSTOMERS

MONTHLY SERVICE AVAILABILITY CHARGES

Meter Size	Service Availability Charge
5/8"	\$12.12 \$ 12.34
3/4"	15.77 \$ 16.05
1"	20.55 \$ 20.92
1-1/2"	32.65 \$ 33.24
2"	47.74 \$ 48.60
3"	126.98 \$ 129.27
4"	188.75 \$ 192.15
6"	360.05 \$ 366.53
8"	542.73 \$ 552.50
10"	744.20 \$ 757.60
12"	918.22 \$ 934.75

MONTHLY VOLUME CHARGES

Usage Blocks	Rate Per 100 Gallons		Rate Per 100 Gallons	
	Standard	Seasonal	Standard	Seasonal
First 748,000	\$0.1280	\$0.1376	\$ 0.1303	\$ 0.1401
Over 748,000	0.1308	0.1388	\$ 0.1332	\$ 0.1413

The Volume Charge "Seasonal" Rate Per 100 Gallons shall be applied to all billings beginning on or about May 1 and ending after five complete billing months on or about September 30 of each year. At all other times the Volume Charge "Standard" Rate Per 100 Gallons shall be utilized.

ATTACHMENT II

SPECIAL SERVICES FEES-RELATED AMENDMENTS TO CHAPTER 34 OF THE SAN ANTONIO CITY CODE

Section 34-1.06. Cost of Service Reviews of Miscellaneous and Special Services Fees. All SAWS miscellaneous and Special Services fees authorized in Chapter 34 that are not rates as set forth in Articles II, III, VIII, and IX shall be subject to a comprehensive cost of service review every three years. Each cost of service review shall be evaluated by the Supervisor of Public Utilities and the review's recommendations on fee amounts must be approved by ordinance by the City Council in order for the fees to be adjusted. The first required comprehensive cost of service review shall be conducted on all such fees prior to any proposed updates for 2021.

Section 34-2.01. Definitions.

Base use amount for general and wholesale water service customers. For general class water customers the base is defined as 100% of ~~the average monthly water consumption less ten (10) percent, with such amount is being calculated by adding the monthly consumption, deducting less irrigation use either calculated or metered, for the previous calendar year, and dividing the sum by twelve (12), and deducting ten (10) percent from the total.~~ For a new general class water customer who does not have a record of prior-year consumption history in order to establish a base use, a default base amount shall be assigned using the average monthly consumption for the prior calendar year for the average apartment, general or industrial account (as applicable) having the same meter size and sub-classification as the customer. A table of average monthly consumptions by general class sub-classification and meter size shall be updated annually by SAWS with actual prior calendar year consumption history information to serve as the source of default base amount assignments. For wholesale water service customers the base is defined as 100% of average monthly water consumption for the previous calendar year or as agreed to by the wholesale customer and approved by the SAWS Board of Trustees.

Section 34-3.01. Deposits.

An advance deposit of an amount reasonably adequate to secure payment of the customer's final bill shall be required of all new customers. For a new residential water/wastewater account, the amount of the deposit shall be ~~seventy-two dollars (\$72.00)~~ eighty-seven dollars (\$87.00). For a new residential water/wastewater customer who qualifies for participation in the SAWS affordability program, the amount of the deposit shall be ~~fifty-five dollars (\$55.00)~~ sixty-seven dollars (\$67.00). For a new residential wastewater-only account, the amount of the deposit shall be ~~thirty-six dollars (\$36.00)~~ forty-four dollars (\$44.00). For a new residential wastewater-only account for a customer who qualifies for participation in the SAWS affordability program the amount of the deposit shall be ~~eighteen dollars (\$18.00)~~ twenty-two dollars (\$22.00). Such amounts for other types of accounts shall be determined in accordance with system Resolution No. 93-107, and as amended which establishes a policy for customer deposits. These deposit amounts are effective for new accounts established on or after January 1, 2018. The deposit amounts shall be adjusted on January 1 of each year thereafter by the percentage of any approved monthly charge change (greater than zero) for the next year in the monthly water and sewer charges for the average SAWS residential customer.

Section 34-3.07. - Encroachment or easement release application processing fee.

A request to allow an encroachment on, over and/or across an existing SAWS easement or to release (in whole or in part) an existing SAWS easement must be submitted to SAWS development engineering services in accordance with procedures and requirements established by SAWS. The non-refundable application processing fee for the encroachment or release request is ~~six hundred twenty eight dollars (\$628.00)~~ seven hundred eighty dollars (\$780.00). SAWS may require applicant to verify ownership, and if property owner is a legal entity, documentation will be required demonstrating applicant's authority to make an application on behalf of the entity. If the encroachment is approved by SAWS, an agreement, prepared by SAWS corporate real estate, will be entered into between the property owner and SAWS granting the encroachment. If the easement release request is approved, SAWS corporate real estate will either (i) if SAWS paid consideration for the easement, enter into negotiations for consideration for the full or partial release of the easement, or (ii) if the easement was dedicated to SAWS, prepare the release for SAWS execution. This fee amount is effective January 1, 2018. The fee amount shall be adjusted on January 1 of each year thereafter by the percentage difference (greater than zero) between the Consumer Price Index for All Urban Consumers (CPI-U) as it is calculated by the United States Bureau of Labor Statistics at the end of the month of July prior to the next year and as it was calculated at the end of the month of July one year earlier. SAWS will periodically perform a cost of service analysis to ensure that the fee charged does not exceed the cost of providing the service.

Section 34-5.01. —~~Routine reinstatement charges.~~ Sewer service-only reinstatement charges.

For SAWS sewer service customers who receive water service from a different utility, the system shall reinstate sewer service terminated for non-payment of charges upon payment by the customer of all outstanding and owing service charges as shown on the bill, plus reimbursement to SAWS of any additional fees as outlined below: paid by SAWS to the serving water utility for the shut-off and turn-on of the customer's account.

- (a) ~~A turn on fee of ten dollars (\$10.00), when such payment is made between the hours of 7:45 a.m. and 3:45 p.m. on regular working days of the system at any of the system's customer service locations.~~
- (b) ~~A turn on fee of fifteen dollars (\$15.00), when such payment is made at any other time.~~
- (c) ~~In the event a service call is made to terminate service for non payment of charges the applicable turn on fee shall be collected whether or not service is actually turned off.~~

Section 34-5.02. Other reinstatement charges.

Additionally, under certain special conditions or events, the procedures and charges relative to reinstatement of water service are as follows:

(a) If a customer, whose service has been discontinued in accordance with Division 4 is found to have reinstated his water service at the curb stop without approval of the system, the customer's meter shall be removed to preclude illegal reinstatement of service by the customer, and an additional turn-on fee of ten dollars (\$10.00) shall be added to the customer's account. If the customer is found to have damaged the meter or the associated valve or the associated lock, one or more of the following charges shall be added to the customer's account depending on the piece of equipment damaged:

- Valve tampering fee: ~~\$34.30~~ \$60.00
- Lock tampering fee: ~~\$38.30~~ \$45.00
- 5/8" meter tampering fee: ~~\$62.30~~ \$73.00
- 3/4" meter tampering fee: ~~\$67.30~~ \$92.00
- 1" meter tampering fee: ~~\$77.30~~ \$119.00

These fee amounts are effective January 1, 2018. The fee amounts shall be adjusted on January 1 of each year thereafter by the percentage difference (greater than zero) between the Consumer Price Index for All Urban Consumers (CPI-U) as it is calculated by the United States Bureau of Labor Statistics at the end of the month of July prior to the next year and as it was calculated at the end of the month of July one year earlier. SAWS will periodically perform a cost of service analysis to ensure that the fees charged do not exceed the cost of providing the services.

(b) In addition to the turn-on fees a charge of twenty-five dollars (\$25.00) shall be added to the customer's account for the removal of each illegal straight connection. In addition, the customer shall be charged the cost of the estimated amount of water used between the time the customer's service was disconnected for non-payment and the time the customer's illegal straight connection was discovered. For a residential customer, the charge for the water used will be calculated using the winter average (see Sec. 34-226.1) for all SAWS residential customers. For a general class customer, the charge for water used will be calculated using the appropriate average monthly consumption amount by meter size listed in the table of average monthly consumptions by general class sub-classification and meter size as defined in Sec. 34-2.01.

(c) In addition to the turn-on fees, any meter/lock/valve tampering fees, estimated water usage charge, and straight connection removal fee, depending on the method selected by the system, a charge of seventy-eight dollars (\$78.00) (service plug and removal fee) shall be added to the customer's account for plugging of the service line or a charge of one hundred seventy-five dollars (\$175.00) (service-capping fee) shall be added to the customer's account for the capping of the service line.

(d) In addition to the turn-on fees, any meter/lock/valve tampering fees, estimated water usage charge, straight connection removal fee, service plug and removal fee, ~~and~~ or service-capping fee, a charge of twenty-five dollars (\$25.00) shall be added to the customer's account for the reinstallation of service.

(e) Full payment of all charges incurred including the turn-on-fees, any meter/lock/valve tampering fees, estimated water usage charge, straight connection removal fee, service plug and removal fee or service capping fee, and meter reinstallation fee must be paid prior to the reinstatement of service.

(f) If a customer presents a check or other negotiable instrument in payment of service fees that is not honored by the bank or other financial institution upon which the check or other negotiable instrument is drawn, a service charge of thirty dollars (\$30.00) shall be added to the amount due the system by the customer; provided, however, that if the instrument is returned by the financial institution because of error on its part, the service charge will not be added.

(g) In addition to the foregoing there shall be deposited an amount reasonably adequate to secure payment of the customer's final bill. Such amount shall be determined in accordance with System Resolution No. 93-107, and as amended, which establishes a policy for customer deposits.

Section 34-106. Pipeline damage cost recovery fees.

The following fees are established for the purpose of recovering certain costs incurred by SAWS in connection with each instance of damage to a SAWS pipeline from the party which caused the damage:

- (a) Dispatch fee for response to damaged mains: forty-eight dollars (\$48.00) per instance reported to the SAWS emergency operations center.
- (b) Flowable fill and bulk material usage fee: two hundred thirty-six dollars (\$236.00) per instance reported to the SAWS emergency operations center.
- (c) The amounts for the dispatch fee, and the flowable fill and bulk material usage fee are effective January 1, 2018. The fee amounts shall be adjusted on January 1 of each year thereafter by the percentage difference (greater than zero) between the Consumer Price Index for All Urban Consumers (CPI-U) as it is calculated by the United States Bureau of Labor Statistics at the end of the month of July prior to the next year and as it was calculated at the end of the month of July one year earlier. SAWS will periodically perform a cost of service analysis to ensure that the fees charged do not exceed the cost of providing the services.
- (d) Lost water charge: the cost of water lost as a result of each instance of damage to a pipeline shall be recovered through the assessment on the estimated water loss volume of the current highest tier water supply fee rate assessed by SAWS, the current highest tier outside-the-city-limits (OCL) water delivery rate assessed by SAWS, and the current Edwards Aquifer Authority (EAA) permit fee rate.

Section 34-126. Fire flow test fee.

Upon request, a fire flow test will be conducted by personnel of the system to provide flow data in support of any fire protection system located within the board's service area. An advance fee of ~~thirty-four dollars (\$34.00)~~ fifty-eight dollars (\$58.00) shall be applicable for each fire flow test requested for purposes of obtaining fire flow data for a specific piece of property or building in order for the owner of the property or building to obtain insurance rating or coverage or to assist in the design and construction of an interior fire protection system. This fee amount is effective January 1, 2018. The fee amount shall be adjusted on January 1 of each year thereafter by the percentage difference (greater than zero) between the Consumer Price Index for All Urban

Consumers (CPI-U) as it is calculated by the United States Bureau of Labor Statistics at the end of the month of July prior to the next year and as it was calculated at the end of the month of July one year earlier. SAWS will periodically perform a cost of service analysis to ensure that the fee charged does not exceed the cost of providing the service.

Section 34-131. Fire hydrant water usage regulation, rates, and meter fees.

~~A customer duly authorized by SAWS to take water from a SAWS fire hydrant shall be assessed the current SAWS general class water outside the city limits (OCL) rate.~~

- (a) General. SAWS may authorize a meter to be connected temporarily to a fire hydrant during construction operations in lieu of installing a temporary service line provided the customer:
- (1) Executes a contract for fire hydrant meter usage,
 - (2) Pays the customer account deposit and all other applicable rates and fees as established in this section,
 - (3) Assumes responsibility for the safekeeping of the meter, fitting and fire hydrant, and
 - (4) Complies with backflow prevention requirements as established in the SAWS Utility Service Regulations.
- (b) Fire hydrant meter deposit, and daily availability charge.
- (1) Prior to obtaining a fire hydrant meter, the customer will be required to pay a fire hydrant meter deposit of \$1,637.00.
 - a. The customer shall indicate on the fire hydrant meter usage contract the location of usage of the meter by street address or by street name with the nearest cross street, and the estimated duration of meter usage at the designated location.
 - b. The customer shall indicate whether the fire hydrant meter will be used for irrigation or non-irrigation purposes for the purpose of being assessed the appropriate water usage rates; a single meter may not be used for both types of usages during a given six-month usage period.
 - (2) The daily availability charge for use of a fire hydrant meter shall be \$6.60.
 - (3) The fee amounts for the fire hydrant meter deposit and the daily availability charge are effective January 1, 2018. The fee amounts shall be adjusted on January 1 of each year thereafter by the percentage difference (greater than zero) between the Consumer Price Index for All Urban Consumers (CPI-U) as it is calculated by the United States Bureau of Labor Statistics at the end of the month of July prior to the next year and as it was calculated at the end of the month of July one year earlier. SAWS will periodically perform a cost of service analysis to ensure that the fees charged do not exceed the cost of providing the services.
- (c) Requirements for Fire Hydrant Meter Periodic Calibration and Meter Readings. A customer authorized by SAWS to use a fire hydrant meter must meet the following requirements:
- (1) Return the meter to SAWS for inspection and re-calibration every six (6) months from the original date of the customer's fire hydrant meter contract; if the customer fails to meet this requirement, the customer will:
 - a. Forfeit the fire hydrant meter deposit, and

- b. Be charged \$99.00 per month in addition to all other fees and charges until the meter in question is returned for inspection and re-calibration (this monthly fee will not be prorated if the meter is returned in the middle of a billing period), and
 - c. Be unable to obtain any additional fire hydrant meters from SAWS until the meter in question is returned for inspection and re-calibration.
 - (2) Provide meter readings to SAWS on a monthly basis and report the location of the usage by the meter by street address, or by street name with the nearest cross street; if the customer fails to provide a meter reading for a given month on the day designated by SAWS, the customer shall be billed a flat fee equal to the volumetric cost of water usage of 74,810 gallons (100 CCF) for the month.
 - (3) The additional \$99.00 per month fee amount indicated in Sec. 34-131(c)(1), above, is effective on January 1, 2018. The fee shall be adjusted on January 1 of each year thereafter by the percentage of any approved monthly change (greater than zero) for the next year in SAWS domestic water delivery rates.
- (d) Fire hydrant water usage rate classes. Two separate classes of fire hydrant water usage rates are established one or the other to be assessed on monthly water consumption measured by the fire hydrant meter based on the type of usage declared by the customer at the time of entering into a contract with SAWS for use of a fire hydrant meter:
 - (1) Non-irrigation usage. The customer shall be charged using the second tier general class water delivery outside the city limits (OCL) rates currently assessed by SAWS, the second tier general class water supply fee rates currently assessed by SAWS, and the current Edwards Aquifer Authority (EAA) permit fee rate.
 - (2) Irrigation usage. The customer shall be charged using the highest tier irrigation class OCL rates currently assessed by SAWS, the highest irrigation water supply fee rates currently assessed by SAWS, and the current Edwards Aquifer Authority (EAA) permit fee rate.
- (e) Regulations for fire hydrant meter irrigation meter usage.
 - (1) Fire hydrant meters may not be used for irrigation if regular metered SAWS irrigation service is available at the desired location of meter usage; if regular SAWS irrigation service becomes available after fire hydrant meter irrigation usage begins, the fire hydrant meter must be returned to SAWS immediately or else the meter is subject to unannounced retrieval by SAWS.
 - (2) Customers using fire hydrant meters for irrigation purposes are subject to all drought management restrictions contained in Article IV and must not irrigate between 11:00 A.M. and 7:00 P.M.
 - (3) Fire hydrant meters may only be used for irrigation purposes at one location for six-months at a time; if customer desires to use the meter beyond the six-month period at one location, the customer must apply to the SAWS Director of Conservation for a variance using the procedure defined in Sec. 34-276.
 - (4) Fire hydrant meter irrigation usage found to be unauthorized by SAWS subjects the meter in question to unannounced retrieval by SAWS.
- (f) Regulations for unauthorized SAWS fire hydrant water usage.
 - (1) Withdrawal of water directly from a SAWS fire hydrant without the use of a SAWS-issued fire hydrant meter as authorized under the terms of a duly executed fire hydrant meter contract is prohibited.
 - (2) Should SAWS staff encounter and document an instance of such unauthorized

usage, the person or entity making the withdrawal shall be assessed and billed a flat fee equal to the volumetric cost of water usage of 74,810 gallons (100 CCF) plus the equivalent of 30 days of daily availability charges.

- (3) The fees and charges listed in Section 34-131(f)(2) above shall be assessed in addition to any legal enforcement action undertaken by the City of San Antonio for criminal theft of water.

Section 34-132. ~~Reserved~~ Same-day meter turn-on fee.

A customer requesting that the system initiate or reinstate water service on the same day the application for service is made shall be assessed a fee of \$34.00 for this service. The fee amount is effective January 1, 2018. The fee amount shall be adjusted on January 1 of each year thereafter by the percentage difference (greater than zero) between the Consumer Price Index for All Urban Consumers (CPI-U) as it is calculated by the United States Bureau of Labor Statistics at the end of the month of July prior to the next year and as it was calculated at the end of the month of July one year earlier. SAWS will periodically perform a cost of service analysis to ensure that the fee charged does not exceed the cost of providing the services.

Section 34-133. Bench meter test fee.

A customer requesting that the system apply a bench test at the system's meter shop to the meter serving the customer's account shall be assessed one of the following charges only if the system finds that the meter being tested is accurate:

5/8" bench meter test fee: ~~\$72.00~~ \$124.00
3/4" bench meter test fee: ~~\$77.00~~ \$143.00
1" bench meter test fee: ~~\$87.00~~ \$170.00
1.5" bench meter test fee: \$310.00
2" bench meter test fee: \$454.00

The fee amounts are effective January 1, 2018. The fee amounts shall be adjusted on January 1 of each year thereafter by the percentage difference (greater than zero) between the Consumer Price Index for All Urban Consumers (CPI-U) as it is calculated by the United States Bureau of Labor Statistics at the end of the month of July prior to the next year and as it was calculated at the end of the month of July one year earlier. SAWS will periodically perform a cost of service analysis to ensure that the fees charged do not exceed the cost of providing the services.

Section 34-~~133~~-134. Irrigation system inspection compliance fees.

Failure to comply with the annual inspection requirements contained in subsection 34-273(3) shall result in the assessment of the following additional charges on the account associated with the irrigation system:

- (a) Annual enforcement fee in the amount of one hundred fifty-three dollars (\$153.00); this fee shall be assessed on an annual basis until the requirements of subsection 34-273(3) have been met; and

(b) Additional volumetric rate of ~~\$0.0969~~ \$0.1963 per one hundred (100) gallons on all irrigation consumption on a monthly basis; this additional rate shall continue to be assessed until the requirements of subsection 34-273(3) have been met.

(c) The fee amounts are effective January 1, 2018. The fee amounts shall be adjusted on January 1 of each year thereafter by the percentage difference (greater than zero) between the Consumer Price Index for All Urban Consumers (CPI-U) as it is calculated by the United States Bureau of Labor Statistics at the end of the month of July prior to the next year and as it was calculated at the end of the month of July one year earlier. SAWS will periodically perform a cost of service analysis to ensure that the fees charged do not exceed the cost of providing the services.

Section 34-236. Lift station maintenance fee.

A customer-developer wishing to install a lift station as an element of an off-site wastewater collection system to serve a specific area must meet all SAWS regulatory requirements as they relate to lift stations and, in addition, pay to SAWS a one-time lift station maintenance fee of ~~one hundred ninety eight thousand one hundred fifty five dollars (\$198,155)~~ two-hundred thousand one hundred thirty dollars (\$200,130) that will be used to offset annual lift station maintenance expenses over a ten-year period. The fee amount is effective January 1, 2018. The fee amount shall be adjusted on January 1 of each year thereafter by the percentage difference (greater than zero) between the Consumer Price Index for All Urban Consumers (CPI-U) as it is calculated by the United States Bureau of Labor Statistics at the end of the month of July prior to the next year and as it was calculated at the end of the month of July one year earlier. SAWS will periodically perform a cost of service analysis to ensure that the fee charged does not exceed the cost of providing the services.

Section 34-237. Dye testing fee.

A person requesting that the system provide a dye test to confirm the presence of a connection of a property to the system's sewer system shall be assessed a fee of ~~\$54~~ \$57 for the conduct of the test. The fee amount is effective January 1, 2018. The fee amount shall be adjusted on January 1 of each year thereafter by the percentage difference (greater than zero) between the Consumer Price Index for All Urban Consumers (CPI-U) as it is calculated by the United States Bureau of Labor Statistics at the end of the month of July prior to the next year and as it was calculated at the end of the month of July one year earlier. SAWS will periodically perform a cost of service analysis to ensure that the fee charged does not exceed the cost of providing the services.

Section 34-238. Unauthorized sewer connection cap and removal fee.

If a customer who has made an unauthorized connection to the system's sewer system wishes to establish authorized sewer service from the system after discovery by the system of the unauthorized service connection, the customer shall be assessed one of the following charges that must be paid before authorized sewer service can be established:

4" pipeline unauthorized sewer connection cap and removal fee: ~~\$862.00~~ \$870.00

6" pipeline unauthorized sewer connection cap and removal fee: ~~\$963.00~~ \$994.00

RP

12/07/2017

Item. 4

8" pipeline unauthorized sewer connection cap and removal fee: ~~\$1,100.00~~ \$1,117.00

The fee amounts are effective January 1, 2018. The fee amounts shall be adjusted on January 1 of each year thereafter by the percentage difference (greater than zero) between the Consumer Price Index for All Urban Consumers (CPI-U) as it is calculated by the United States Bureau of Labor Statistics at the end of the month of July prior to the next year and as it was calculated at the end of the month of July one year earlier. SAWS will periodically perform a cost of service analysis to ensure that the fees charged do not exceed the cost of providing the services.

Section 34-484. Fees.

It is the purpose of this section to provide for the recovery of costs from users of the control authority wastewater disposal system for the implementation and continued operation of the pretreatment program established herein. All industrial users shall pay the following fees, as appropriate, and in accordance with the current fee schedule, within thirty (30) days of billing:

- (a) A permit application fee
- (b) A permit fee;
- (c) Sampling fee;
- (d) Analysis fee;
- (e) Environmental assessment;
- (f) Other fees as the control authority may deem necessary to carry out the requirements contained herein, such as, but not limited to emergency response fees, special sampling fees, monitoring equipment reset fees, etc. These fees relate solely to the matters covered by this division and are separate from all other fees, fines, and penalties chargeable by the control authority or any other agency.

The special services charges outlined in Schedule E, industrial waste fee schedule, relating to industrial waste permits and services shall be lawful rates charged by the system effective January 1, ~~2017~~ 2018. The Schedule E charges shall be adjusted on January 1 of each year thereafter by the percentage difference (greater than zero) between the Consumer Price Index for All Urban Consumers (CPI-U) as it is calculated by the United States Bureau of Labor Statistics at the end of the month of July prior to the next year and as it was calculated at the end of the month of July one year earlier. SAWS will periodically perform a cost of service analysis to ensure that the fees charged do not exceed the cost of providing the services.

Section 34-521. Fees.

All liquid waste transporters shall pay the following fees, as appropriate, and in accordance with the current fee schedule:

- (1) A permit fee for each vehicle to be permitted;
- (2) A fee for each reinspection required for a vehicle to qualify for an annual liquid waste hauling permit;
- (3) A sampling fee;
- (4) An analysis fee;

- (5) A disposal site fee for disposing of septic or chemical toilet wastes at a control authority disposal facility;
- (6) A manifest booklet fee;
- (7) A disposal site holiday access fee (transporters must give two weeks' notice to SAWS to schedule access when fee is paid);
- (8) A disposal site weekend access fee (transporters must give two weeks' notice to SAWS to schedule access when fee is paid);
- (9) Other fees as the control authority may deem necessary to carry out the requirements contained herein, such as, but not limited to emergency response fees or special sampling fees. These fees relate solely to the matters covered by this division and are separate from all other fees, fines and penalties chargeable by the control authority or any other agency.

The special service charges outlined in Schedule F, liquid waste hauler fee schedule, relating to liquid waste hauler permits shall be lawful rates charged by the system effective January 1, ~~2017~~ 2018. The Schedule F charges shall be adjusted on January 1 of each year thereafter by the percentage difference (greater than zero) between the Consumer Price Index for All Urban Consumers (CPI-U) as it is calculated by the United States Bureau of Labor Statistics at the end of the month of July prior to the next year and as it was calculated at the end of the month of July one year earlier. SAWS will periodically perform a cost of service analysis to ensure that the fees charged do not exceed the cost of providing the services.

Sec. 34-530. Fees

- (a) ~~Except as provided in subsection (c) to~~ In order to recover the costs for the implementation of this division, each SAWS account associated with each FSE and each FPE shall be assessed a fee of ~~\$20.78~~ \$21.14 per month.
- (b) This fee shall be effective January 1, ~~2017~~ 2018. These fees shall be adjusted on January 1 of each year thereafter by the percentage difference (greater than zero) between the Consumer Price Index for All Urban Consumers (CPI-U) as it is calculated by the United States Bureau of Labor Statistics at the end of the month of July prior to the next year and as it was calculated at the end of the month of July one year earlier. SAWS will periodically perform a cost of service analysis to ensure that the fees charged do not exceed the cost of providing the services.

Sec. 34-1008. Permit procedures.

- (a) Any facility regulated by this division shall submit a completed permit application in accordance with Section 34-1006 and Section 34-1007 of this division. The application shall be signed by the operator and/or UST owner; and the signed application, together with the appropriate fee as set forth in the ERZD and Edwards Transition Zone UST Fees Schedule set forth in subsection e) of this Section 34-108 ~~required by Section 35-C401 of this Code found in this chapter~~ shall be submitted to the resource protection and compliance department. The fee amounts listed in the ERZD and Edwards Transition Zone UST Fees Schedule are effective January 1, 2018. The fee amounts shall be

adjusted on January 1 of each year thereafter by the percentage difference (greater than zero) between the Consumer Price Index for All Urban Consumers (CPI-U) as it is calculated by the United States Bureau of Labor Statistics at the end of the month of July prior to the next year and as it was calculated at the end of the month of July one year earlier. SAWS will periodically perform a cost of service analysis to ensure that the fees charged do not exceed the cost of providing the services.

- (b) After a complete and signed application has been received and the appropriate fee collected, the applicant's monitoring plan will be reviewed, and compliance with the regulations of this division will be verified by an on-site inspection by a staff member of the resource protection and compliance department. The initial inspection will be considered the first annual inspection for the purpose of administering this division.
- (c) Upon receipt of all required information, approval of the monitoring plan, and the return of a favorable inspection report by the staff inspector, the resource protection and compliance department will issue a permit to the applicant. Each permit shall be valid for a period of three (3) years from the date it is issued.
- (d) In the event a deficiency in the monitoring plan is found to exist, or in the event the facility is found to be non-compliant with the requirements of this division during the application process and initial inspection, the applicant will be notified in writing and may correct any deficiencies in the application or the monitoring plan or at the regulated facility within thirty (30) days from the date of notification. If the corrections cannot be made within the thirty-day period, the applicant may request an extension in writing from the resource protection and compliance department. An extension of up to sixty (60) days may be granted upon a showing of good cause. Upon the earlier of notification by the applicant or expiration of the period for corrections, the application will be re-evaluated. If the required corrections have not been made at the time of the application is re-evaluated, the application will be denied.
- (e) **ERZD and Edwards Transition Zone UST fees schedule.**

- (1) Initial registration fee (per site)..... \$220.00
- (2) Annual inspection fee (per site).....\$150.00
- (3) Follow-up inspection fee (per site, per occurrence, if prior inspection fails).. \$120.00
- (4) 3rd year renewal fee (per tank):

<u>Tank sizes:</u>	
<u>0 – 4,999 gallons.....</u>	<u>\$525.00</u>
<u>5,000 – 10,000 gallons.....</u>	<u>\$650.00</u>
<u>Greater than 10,000 gallons.....</u>	<u>\$750.00</u>

SCHEDULE E

**SAN ANTONIO WATER SYSTEM
SAN ANTONIO, TEXAS**

INDUSTRIAL WASTE FEE SCHEDULE

Under Article V, Sewage Transportation, Treatment and Disposal, Division 3, Sec. 34-484, et seq.
Effective 12:01 a.m., January 1, ~~2017~~ 2018
Ordinance No. 2015-11-19-0956 dated November 19, 2015

<u>Name of Fee</u>	<u>Fee Amount</u>	<u>Unit</u>
Industrial Waste Discharge Permit - Categorical	\$13,618.91 \$13,854.50	Per Five (5) Year Permit with annual pro rata payments
Industrial Waste Discharge Permit - Non-Categorical	\$10,214.18 \$10,390.88	Per Five (5) Year Permit with annual pro rata payments
Sampling Fee - Significant Industrial Users	\$605.28 \$615.76	Per sample of discharge from Significant Industrial User collected under Industrial Pre-Treatment Program
Sampling Fee - Non-Significant Industrial Users	\$10.71 \$10.90	Per month billed to Non-Significant Industrial User under Industrial Pre-Treatment Program

Laboratory Testing Fees:

<u>Name of Fee</u>	<u>Fee Amount</u>	<u>Unit</u>
Alkalinity	\$17.37 \$17.67	Per test
Ammonia Direct	\$20.26 \$20.61	Per test
Ammonia Distillation	\$40.52 \$41.23	Per test
Biochemical Oxygen Demand	\$34.74 \$35.34	Per test
Chemical Oxygen Demand	\$36.18 \$36.81	Per test
Conductivity	\$11.58 \$11.78	Per test
Cyanide - Total (with Post Amending)	\$46.60 \$47.41	Per test
Phosphorus - Total	\$25.91 \$26.36	Per test
Total Kjeldahl Nitrogen	\$39.08 \$39.75	Per test

RP
 12/07/2017
 Item. 4

<u>Name of Fee</u>	<u>Fee Amount</u>	<u>Unit</u>
Total Dissolved Solids	\$15.63 \$15.90	Per test
Total Suspended Solids	\$18.53 \$18.85	Per test
Turbidity	\$14.89 \$15.15	Per test
Escherichia Coli - Present/Absent	\$22.00 \$22.38	Per test
Total Coliform - Present/Absent	\$20.84 \$21.20	Per test
Fecal Coliform	\$20.84 \$21.20	Per test
Fecal Streptococcus	\$28.95 \$29.45	Per test
Escherichia Coli - Membrane Filtration	\$20.84 \$21.20	Per test
Mercury	\$34.74 \$35.34	Per test
Hardness	\$18.53 \$18.85	Per test
Hexavalent Chromium	\$33.29 \$33.86	Per test
Metals	\$16.21 \$16.49	Per test
Fats, Oil and Grease	\$63.68 \$64.78	Per test
IC (Nitrite, Sulfate, Chloride, Nitrite/Nitrate Combined, Nitrate, Fluoride)	\$17.99 \$18.30	Per test
Organochlorine Pesticides	\$196.83 \$200.24	Per test
Organophosphorus Pesticides (8 compounds)	\$225.49 \$229.35	Per test
Semi-Volatile Organic Compounds (70 - 110 compounds)	\$434.19 \$441.70	Per test

<u>Name of Fee</u>	<u>Fee Amount</u>	<u>Unit</u>
Total Petroleum Hydrocarbons	\$115.78 <u>\$117.79</u>	Per test
Volatile Organic Compounds - Drinking Water (48 - 84 compounds)	\$130.26 <u>\$132.51</u>	Per test
Volatile Organic Compounds - Waste Water (31 compounds)	\$175.12 <u>\$178.15</u>	Per test

SCHEDULE F

LIQUID WASTE HAULER FEE SCHEDULE

Under Article V, Sewage Transportation, Treatment and Disposal, Division 4, Sec. 34-521, et seq.
Effective 12:01 a.m., January 1, ~~2016~~ 2018
Ordinance No. 2015-11-19-0956 dated November 19, 2015

<u>Name of Fee</u>	<u>Fee Amount</u>	<u>Fee Unit</u>
Liquid Waste Permits and Coupons - Truck Permit	\$335.93 <u>\$341.74</u>	Per annual permit per liquid waste hauling truck
Liquid Waste Permits and Coupons – Truck Permit Reinspection Fee	\$187.64 <u>\$190.88</u>	Per each reinspection of a truck required for the truck to qualify for an annual liquid waste hauling permit
Liquid Waste Permits and Coupons - Manifest Coupon Books	\$43.38 <u>\$44.13</u>	Per manifest book
Disposal Site Fee	\$8.80 <u>\$8.95</u>	Per 100 gallons of disposed waste
<u>Disposal Site Holiday Access Fee</u>	<u>\$63.00</u>	<u>Per hour of access on holidays</u>
<u>Disposal Site Weekend Access Fee</u>	<u>\$38.00</u>	<u>Per hour of access on weekends</u>

ATTACHMENT III

AMENDMENTS TO CHAPTER 34 OF THE SAN ANTONIO CITY CODE

Sec. 34-128.1. - Non-residential irrigation drought surcharge.

The non-residential irrigation drought surcharge rate, set out in section 34-122, shall apply to SAWS non-residential irrigation customers as defined in subsection 34-128(b), whose consumption exceeds five thousand two hundred thirty-six (5,236) gallons per month as set out in the Drought Surcharge Schedule. This surcharge is assessed in addition to regular monthly charges.

Sec. 34-128.2. – Residential and residential irrigation drought surcharge.

- (a) *Residential customer drought surcharge.* The residential class surcharge rate established in section 34-122 for SAWS residential class customers shall be assessed on all water use in excess of twelve thousand seven hundred seventeen (12,717) gallons in a single billing period as set out in the Drought Surcharge Schedule. This surcharge is assessed in addition to the regular monthly residential rate.
- (b) *Residential irrigation customer drought surcharge.* For the purpose of assessing a surcharge, all meters at the same service address will be combined and the surcharge will be assessed on total water use exceeding twelve thousand seven hundred seventeen (12,717) gallons in any single billing period as set out in the Drought Surcharge Schedule. This surcharge is in addition to the monthly charges assessed based on section 34-122 residential and irrigation rates.

Sec. 34-572. - Permit fees.

The fees to be paid to SAWS for the permits required by this article shall be as follows:

Permit for closure or repair of existing well \$385.00

Permit for drilling new well ~~455.00~~ \$445.00

Permit for the construction of a geothermal heat exchange system \$200.00

~~The San Antonio Water System Board of Trustees is hereby authorized to amend the fee schedule may be amended, as needed, by official resolution,~~ when a change in the amount of fees is required to adequately recover the costs reasonably related to the performance of these functions for which the fee is charged.

Sec. 34-1010. - Permit renewal.

- (a) It is the responsibility of each permittee to apply for renewal for a permit issued under this division not later than thirty (30) days before the existing permit expires. The application for

RP
12/07/2017
Item. 4

renewal shall be accompanied by payment of the appropriate renewal fee as provided in ~~Section 35-C401 of this Code~~ the ERZD and Edwards Transition Zone UST Fees Schedule. Failure to apply for renewal within the thirty-day period shall be considered a violation of this division. The resource protection and compliance department shall provide the permittee with notice of expiration of a permit at least forty-five (45) days prior to its expiration.

Section 35-C401. ERZD and Edwards Transition Zone UST fees.

(a) Initial registration fee (per site).....	\$200.00
(b) Annual inspection fee (per site).....	\$130.00
(c) Follow up inspection fee (per site, per occurrence, if prior inspection fails)..	\$115.00
(d) 3 rd year renewal fee (per tank):	
Tank sizes:	
— 0 – 4,999 gallons.....	\$500.00
— 5,000 – 10,000 gallons.....	\$600.00
— Greater than 10,000 gallons.....	\$700.00