

AN ORDINANCE 2015-04-09-0277

ACCEPTING AN OFFER FROM NARDIS PUBLIC SAFETY TO PROVIDE THE SAN ANTONIO POLICE DEPARTMENT WITH CONCEALABLE BODY ARMOR UTILIZED IN DAY TO DAY OPERATIONS BY AUTHORIZED PERSONNEL FOR AN ESTIMATED ANNUAL COST OF \$352,000.00, FUNDED WITH THE SAN ANTONIO POLICE DEPARTMENT'S GENERAL FUND.

* * * * *

WHEREAS, an offer was submitted by Nardis Public Safety to provide the City of San Antonio Police Department with concealable body armor utilized in day to day operations for an estimated annual cost of \$352,000.00; and

WHEREAS, five responses were received and evaluated; and

WHEREAS, staff recommends Nardis Public Safety for award of this contract; and

WHEREAS, the Texas Local Government Code indicates that competitive bidding is not required under section 252.022(a)(2), which provides for a procurement necessary to protect the public health or safety; **NOW THEREFORE:**

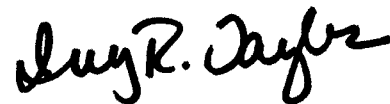
BE IT ORDAINED BY THE CITY COUNCIL OF THE CITY OF SAN ANTONIO:

SECTION 1. The offer submitted by Nardis Public Safety to provide the City of San Antonio Police Department with concealable body armor utilized in day to day operations for an estimated annual cost of \$352,000.00 is hereby accepted, subject to and contingent upon the deposit of all required bonds, performance deposits, insurance certificates and endorsements. A copy of the contract is attached hereto and incorporated herein for all purposes as **Exhibit I**.

SECTION 2. Funds will be encumbered upon issuance of a purchase order(s), and payment is authorized to Nardis Public Safety. All expenditures will be in accordance with the Fiscal Year 2015 and subsequent budgets that fall within the term period of this contract approved by City Council.


SECTION 3. This ordinance is effective immediately upon passage by eight or more affirmative votes; otherwise, it is effective on the tenth day after passage.

PASSED and APPROVED this 9th day of April, 2015.




M A Y O R
Ivy R. Taylor

ATTEST:


Leticia M. Vacek, City Clerk

APPROVED AS TO FORM:


Martha G. Sepeda, Acting City Attorney

Agenda Item:	8
Date:	04/09/2015
Time:	10:50:29 AM
Vote Type:	Motion to Approve
Description:	An Ordinance accepting an offer from Nardis Public Safety to provide the San Antonio Police Department with concealable body armor utilized in day to day operations by authorized personnel for an estimated annual cost of \$352,000.00, funded with the San Antonio Police Department's General Fund. [Ben Gorzell, Chief Financial Officer; Troy Elliott, Director, Finance]
Result:	Passed

Voter	Group	Not Present	Yea	Nay	Abstain	Motion	Second
Ivy R. Taylor	Mayor		x				
Roberto C. Trevino	District 1		x				x
Alan Warrick	District 2		x				
Rebecca Viagran	District 3		x				
Rey Saldaña	District 4		x				
Shirley Gonzales	District 5		x				
Ray Lopez	District 6	x					
Cris Medina	District 7		x				
Ron Nirenberg	District 8		x				
Joe Krier	District 9		x				
Michael Gallagher	District 10		x			x	

RFO ATTACHMENT

CHECKLIST J

Use this checklist to ensure that all required documents have been included in the offer, provide page number requested, and appear in the correct order.

Document	Initial to Indicate Document is Attached to Offer
Table of Contents	<input checked="" type="checkbox"/>
Respondents' Questionnaire RFO Attachment A, Part 1	<input checked="" type="checkbox"/>
Experience, Background, Qualifications RFO Attachment A, Part 2	<input checked="" type="checkbox"/>
Proposed Quality Control Plan RFO Attachment A, Part 3 Page #: 12	<input checked="" type="checkbox"/>
Price Schedule RFO Attachment B Page #: 17	<input checked="" type="checkbox"/>
Contracts Disclosure Form RFO Attachment C	<input checked="" type="checkbox"/>
Litigation Disclosure RFO Attachment D	<input checked="" type="checkbox"/>
*SBEDA Form - Utilization Plan RFO Attachment E; and Associated Certificates, if applicable	<input checked="" type="checkbox"/>
Non-Discrimination Ordinance (attach copy only as acknowledgement) RFO Attachment F	<input checked="" type="checkbox"/>
Supplemental Information Related to State of Texas Conflict of Interest RFO Attachment G	<input checked="" type="checkbox"/>
City of San Antonio Veteran-Owned Small Business Program Tracking Form RFO Attachment H	<input checked="" type="checkbox"/>
Respondent's Certifications	
Respondent's Certification of compliance with National Institute of Justice Standard 0101.06 dated July 2008 Page #: 33	<input checked="" type="checkbox"/>
Respondent's Benchmark V50 Testing Report Page #: 58	<input checked="" type="checkbox"/>
Respondent's Lot Testing Data Page #: 66	<input checked="" type="checkbox"/>
Warranty(s) Page #: 74	<input checked="" type="checkbox"/>
Financial Information Page #: 75	<input checked="" type="checkbox"/>
Proof of Insurability (See RFO) 1. Insurance Provider's Letter and 2. Copy of Current Certificate of Insurance	<input checked="" type="checkbox"/>
3. Dunn & Bradstreet	<input checked="" type="checkbox"/>
*Signature Page Section-008 RFO Attachment I Page #: 84	<input checked="" type="checkbox"/>
Offer Checklist RFO Attachment J Page #: 25	<input checked="" type="checkbox"/>
One (1) Original signed in ink, and nine (9) copies (1) CDs of entire offer in PDF format if submitting in hard copy.	<input checked="" type="checkbox"/>

*Documents marked with an asterisk on this checklist require a signature. Be sure they are signed prior to submittal of offer.

TABLE OF CONTENTS
for
CITY OF SAN ANTONIO
REQUEST FOR OFFER
NO.: 6100004600

Submitted by:
Nardis Public Safety

- EXECUTIVE SUMMARY
- GENERAL INFORMATION FORM
- EXPERIENCE, BACKGROUND & QUALIFICATIONS
- PROPOSED QUALITY CONTROL PLAN
- PRICING SCHEDULE
- CONTRACTS DISCLOSURE FORM
- LITIGATION DISCLOSURE FORM
- SBEDA PROGRAM FORM(S)
- SUPPLEMENTAL INFORMATION RELATED TO STATE OF TEXAS
CONFLICT OF INTEREST REQUIREMENT
- VETERAN-OWNED SMALL BUSINESS PREFERENCE PROGRAM
TRACKING FORM
- RESPONDENT'S CERTIFICATION
- PROOF OF INSURABILITY
- FINANCIAL INFORMATION
- SIGNATURE PAGE
- OFFER CHECKLIST

EXECUTIVE SUMMARY
for
Nardis Public Safety

CITY OF SAN ANTONIO
REQUEST FOR OFFER
NO.: 6100004600

For over twenty years, Nardis Public Safety has provided quality law enforcement products and dependable service to departments in Texas and the U.S. Nardis currently holds the contract that provides concealable armor for SAPD. We also provide this service for surrounding agencies throughout San Antonio. With the award of this contract, we will follow our current process to size, order, and deliver armor to SAPD in a manner that exceeds the expectations of the contract.

We are able to provide these services for a long term with many agencies throughout Texas by believing in and adhering to following guidelines:

- provide excellent service for the individual customer and the agency as a whole
- open communication with purchasing, committees, chiefs of police, sheriffs, or any responsible party within an agency to ensure the expectations of our service are being met.
- provide quality products that we can stand behind with confidence
- be the overall best value to the agency that does business with us

These guidelines are the basis of how we built our business over the years and as we grow, we continually enhance our processes to stay on top of our customer's needs and expectations.

008 - ATTACHMENTS

RFO ATTACHMENT A, PART ONE

GENERAL INFORMATION

1. **Respondent Information:** Provide the following information regarding the Respondent.

(NOTE: Co-Respondents are two or more entities proposing as a team or joint venture with each signing the contract, if awarded. Sub-contractors are not Co-Respondents and should not be identified here. If this offer includes Co-Respondents, provide the required information in this Item #1 for each Co-Respondent by copying and inserting an additional block(s) before Item #2.)

Respondent Name: NARDIS PUBLIC SAFETY
(NOTE: Give exact legal name as it will appear on the contract, if awarded.)

Principal Address: 4818 IH 10 EAST

City: SAN ANTONIO State: TX Zip Code: 78219

Telephone No. (210) 661-8400 Fax No: (210) 661-8410

Website address: www.nardispublicsafety.com

Year established: 1987

Provide the number of years in business under present name: 9

Social Security Number or Federal Employer Identification Number: 75-217747

Texas Comptroller's Taxpayer Number, if applicable: _____
(NOTE: This 11-digit number is sometimes referred to as the Comptroller's TIN or TID.)

DUNS NUMBER: [REDACTED]

Business Structure: Check the box that indicates the business structure of the Respondent.

Individual or Sole Proprietorship If checked, list Assumed Name, if any: _____
 Partnership
 Corporation If checked, check one: For-Profit Nonprofit
Also, check one: Domestic Foreign
 Other If checked, list business structure: _____

Printed Name of Contract Signatory: RENE MARTINEZ
Job Title: VICE PRESIDENT

(NOTE: Respondent must provide the name of person that will sign the contract for the Respondent, if awarded.)

Provide any other names under which Respondent has operated within the last 10 years and length of time under for each:

N/A

Provide address of office from which this project would be managed:
City: SAN ANTONIO State: TEXAS Zip Code: 78219

Telephone No. (210) 661-8400 Fax No: (210) 661-8410

Annual Revenue: \$ 3.2 mil

Total Number of Employees: 18

Total Number of Current Clients/Customers: 2585

Briefly describe other lines of business that the company is directly or indirectly affiliated with:

Firearm sales, shooting range

List Related Companies:

NARDEL GUN CLUB

2. **Contact Information:** List the one person who the City may contact concerning your offer or setting dates for meetings.

Name: RENE MARTINEZ Title: VICE PRESIDENT

Address: 4818 IH 10 EAST

City: SAW ANTONIO State: TX Zip Code: 78219

Telephone No. (210) 559-5826 Fax No: (210) 661-8410

Email: rene@nardispubliCsafety.com

3. Does Respondent anticipate any mergers, transfer of organization ownership, management reorganization, or departure of key personnel within the next twelve (12) months?

Yes No

4. Is Respondent authorized and/or licensed to do business in Texas?

Yes No If "Yes", list authorizations/licenses.

[REDACTED]

5. Where is the Respondent's corporate headquarters located? KILGORE, TEXAS

6. **Local/County Operation:** Does the Respondent have an office located in San Antonio, Texas?

Yes No If "Yes", respond to a and b below:

- a. How long has the Respondent conducted business from its San Antonio office?

Years 9 Months 2

- b. State the number of full-time employees at the San Antonio office. 18

If "No", indicate if Respondent has an office located within Bexar County, Texas:

Yes No If "Yes", respond to c and d below:

c. How long has the Respondent conducted business from its Bexar County office?

Years _____ Months _____

d. State the number of full-time employees at the Bexar County office. _____

7. **Debarment/Suspension Information:** Has the Respondent or any of its principals been debarred or suspended from contracting with any public entity?

Yes ___ No If "Yes", identify the public entity and the name and current phone number of a representative of the public entity familiar with the debarment or suspension, and state the reason for or circumstances surrounding the debarment or suspension, including but not limited to the period of time for such debarment or suspension.

8. **Surety Information:** Has the Respondent ever had a bond or surety canceled or forfeited?

Yes ___ No If "Yes", state the name of the bonding company, date, amount of bond and reason for such cancellation or forfeiture.

9. **Bankruptcy Information:** Has the Respondent ever been declared bankrupt or filed for protection from creditors under state or federal proceedings?

Yes ___ No If "Yes", state the date, court, jurisdiction, cause number, amount of liabilities and amount of assets.

10. **Disciplinary Action:** Has the Respondent ever received any disciplinary action, or any pending disciplinary action, from any regulatory bodies or professional organizations? If "Yes", state the name of the regulatory body or professional organization, date and reason for disciplinary or impending disciplinary action.

No

11. **Previous Contracts:**

a. Has the Respondent ever failed to complete any contract awarded?

Yes ___ No If "Yes", state the name of the organization contracted with, services contracted, date, contract amount and reason for failing to complete the contract.

b. Has any officer or partner proposed for this assignment ever been an officer or partner of some other organization that failed to complete a contract?

Yes ___ No If "Yes", state the name of the individual, organization contracted with, services contracted, date, contract amount and reason for failing to complete the contract.

c. Has any officer or partner proposed for this assignment ever failed to complete a contract handled in his or her own name?

Yes ___ No If "Yes", state the name of the individual, organization contracted with, services contracted, date, contract amount and reason for failing to complete the contract.

REFERENCES

Provide three (3) references, that Respondent has provided services to within the past three (3) years. The contact person named should be familiar with the day-to-day management of the contract and be willing to respond to questions regarding the type, level, and quality of service provided.

Reference No. 1:

Firm/Company Name SAN ANTONIO POLICE DEPARTMENT

Contact Name: GABE TREVIÑO Title: SERGEANT

Address: 207 W. NUEVA

City: SAN ANTONIO State: TX Zip Code: 78207

Telephone No. (210) 897-1918 Email: 

Date and Type of Service(s) Provided: SINCE 2008 - Concealable Body Armor

SINCE 2005, PROVIDER OF AUTHORIZED UNIFORM FOR SAPD

Reference No. 2:

Firm/Company Name BEXAR COUNTY SHERIFF'S OFFICE

Contact Name: DENNIS CASILLAS Title: LIEUTENANT

Address: 300 DOLGROSA

City: SAN ANTONIO State: TEXAS Zip Code: 78205

Telephone No. (210) 896-1673 Email: 

Date and Type of Service(s) Provided: SINCE 2002 - Concealable Body Armor

SINCE 2002, PROVIDER OF AUTHORIZED UNIFORMS FOR BEXAR COUNTY SHERIFF

Reference No. 3:

Firm/Company Name Corpus Christi Police Department

Contact Name: Pat Eldridge Title: POLICE ADMINISTRATION MGR.

Address: 321 JOHN SARTAIN

City: CORPUS CHRISTI State: TEXAS Zip Code: 78401

Telephone No. (361) 986 2696 Email: 

Date and Type of Service(s) Provided: SINCE 2004 - Concealable Body Armor

SINCE 2006 - PROVIDER OF AUTHORIZED UNIFORM FOR CCPD

See attached list for more references

Business Reference List For Nardis

1. San Antonio Police Department
Labor Relations Committee
Sgt. Gabe Trevino [REDACTED]
210-897-1818
207 W. Nueva
San Antonio, TX 78207

2. Bexar County Sheriff's Office
Lt. Dennis Casillas [REDACTED]
210-896-1673
300 Dolorosa
San Antonio, TX 78205

3. Lubbock County Sheriff's Office
Sheriff Kelly Rowe [REDACTED]
806-548-6186
811 Main St
Lubbock, TX 79401

4. University of Texas System Police
Office of the Director of Police
Director Michael Heidingsfield [REDACTED]
512-499-4680
702 Colorado St Suite 1.122
Austin, TX 78701

5. Smith County Sheriff's Office
Chief Deputy Fred Little [REDACTED]
903-590-2660
227 N. Spring St.
Tyler, TX 75702

6. Corpus Christi Police Department
Police Administration Manager
Pat Eldridge [REDACTED]
361-886-2696
321 John Sartain
Corpus Christi, TX 78401

7. Irving Police Department
Property Room Quartermaster

Kelly Ripley
972-721-3678
305 N. O'Conner Rd
Irving, TX 75060

8. Webb County Sheriff's Office

Capt. Alex Garcia
956-693-1922
1110 Washington St
Laredo, TX 78040

9. Laredo Police Department

Quartermaster
Eduardo Rogerio
956-795-2336
4810 Maher
Laredo, TX 78041

10. Department of Defense Police

Chief Paul Godley
210-273-3207
Lackland AFB
802d Security Forces Squadron
San Antonio, TX

RFO ATTACHMENT A, PART TWO
Experience, Background, and Qualifications
of
Nardis Public Safety

CITY OF SAN ANTONIO
REQUEST FOR OFFER
NO.: 6100004600

1. **Company History**

Nardis was founded in 1987 as a retailer of women's apparel through chain stores called Strictly Petites. Nardis bought a 22,000 sq ft facility in Kilgore Texas that it converted into an apparel manufacturing plant with a retail store and offices. Nardis manufactured women's apparel in this facility and sold clothes throughout the U.S. In the late '90's when importation of clothes became the rule instead of the exception, Nardis had to diversify and transitioned into the manufacture and supply of detention supplies for prisons and jails. Since Nardis had the manufacturing background, the decision was made to produce inmate uniforms in Kilgore Texas and sold them to prisons and jails across the U.S.

With the inmate uniform came the demand for public safety uniforms for the officers that worked in the prisons where Nardis inmate uniforms were supplied. Texas had the most opportunity for growth in this market so, in the early 2000's, Nardis started a sales force in Texas that focused on detention and public safety uniforms and supplies. Nardis had rapid growth in a market that was hungry for quality products with good service and deliverability.

Nardis quickly became one of the top 10 dealer of Blauer uniforms and an opportunity to expand came in the form of the San Antonio Police Department. SAPD wanted to change to an all navy Blauer uniform and Blauer needed a strong dealer in SA to make it happen. In 2005, Nardis acquired a small business based in San Antonio that had sold public safety supplies since 2001. This small business, Code Blue Police Supply, had a reputation for service that fit the same model as Nardis. This acquisition gave Blauer the dealer they needed and SAPD the supplier of uniforms that they needed to make their transition. In 2006, Nardis began a model of setting up uniform programs to meet the needs of a Public Safety entity. No matter how big or how small, the same philosophy was preached at every account – "service". The growth that was to follow caused Nardis to have to look for a larger facility to service San Antonio and the South Texas Region.

In 2008, Nardis opened one of the largest public safety retail stores in the US in San Antonio in a building of over 40,000 square feet, with over 12,000 square feet of showroom floor. This expansion allowed Nardis to focus on quality control of orders, expand product selection, and address the need to create programs for counties and cities further from their base of operations.

With Nardis' two locations in San Antonio and Kilgore, we service the Texas Panhandle, West Texas, South Texas, the Rio Grande Valley, East Texas, the DFW Metroplex and Oklahoma. Our 6 outside account executives and support staff in both

stores handle a laundry list of accounts throughout Texas, Oklahoma, and Louisiana. Nardis is now a top 5 dealer of Blauer, Spiewak, and Point Blank Body Armor in the country.

2. Experience and Related Contracts

Nardis has created uniform and body armor programs throughout Texas. Aside from that, our inmate uniform line put us in a unique position to be able to outfit entire prison systems from top to bottom. If new jails or jail expansions are needed, Nardis can supply all necessary equipment that the jail needs to function: kitchen supplies, beds, undergarments, trays, video phone conference systems, tables, chairs, toiletries, - far too many products to list. In order to make an endeavor such as this happen, it takes careful planning and communication between the Jail Administrator and Nardis.

The scale of putting a jail together is quite different than having to create a uniform or armor program. There are similarities and we have incorporated these similarities into how we approach building new programs for our customers. The knowledge we have gained from building large programs, jail, armor, or uniforms helps us prepare for the continued growth of our business.

Nardis has created large scale uniform and armor programs for:

- City of San Antonio
- Department of Defense Police
- Bexar County Sheriff
- Webb County Sheriff
- Smith County Sheriff
- Lubbock County Sheriff
- Abilene Police Department
- Laredo Police Department
- Corpus Christi Police Department
- University of Texas System Police (statewide, all 15 facilities)
- Irving Police Department
- Odessa Police Department
- Via Metropolitan Transit

SAPD and Bexar County do not have contracted uniform business. Their officers get clothing allowance in their paychecks. While we set up the uniform programs with the committees on both departments to be specified brands and styles of uniforms, the officer is free to purchase where and when they wish, as long as the officers follow the specifications that their department lined out. A retail location relies on service, the ability to keep inventory on the shelves, and a competent staff to ensure that the operation flows smoothly.

Many smaller agencies throughout Texas do not require contracts to do business with Nardis. This business is gained through relationship building from our outside sales staff in conjunction with their support teams in the stores. For departments that require contracts, we at Nardis follow the same model as we do for retail business - service,

inventory, and staff. A contract that we will service requires more detailed work on our end based on how we intend to perform for the contract. This usually means that Nardis is not the lowest price, but we do believe that we end up being the best value.

Nardis does have contracts in major metropolitan areas throughout Texas:

City of San Antonio – 10 years, armor
Collin County – 5 years, armor
Dallas County – 5 years, armor
Webb County – 3 years, uniforms and armor
Bexar County – 12 years, armor
Smith County – 9 years, uniforms and armor
Lubbock County – 9 years, uniforms and armor
Amarillo Police Department – 8 years, uniforms
Abilene Police Department – 3 years, uniforms
City of Corpus Christi – 12 years, uniforms and armor
City of Laredo – 4 years, uniforms
Buy Board Purchasing Cooperative Contract – 4 years, uniforms and armor
Via Metropolitan Transit – 1 year, uniforms

All of the departments listed above are still under contract. Nardis has never had a contract terminated for cause or convenience.

See Attachment "References" for a list of references

Our San Antonio location is a unique entity in the fact that it was built to handle large scale retail sales. We currently have contracts with the City of San Antonio and Bexar County for their concealable body armor. For the City of San Antonio, we are in our second consecutive contract for armor. For Bexar County, we have contracted their armor program since 2002. Each of these contracts require a store location that can handle at the officer's convenience, the flow of individual officers needing to be fit for armor. These contracts also require that we have alterations on site to handle any minor alterations that are needed for vest carriers.

Nardis does vest measurements at departments for these contracts for cadets or whenever it is necessary to capture many officers at one time. This service is performed at no extra cost to the department.

3. Key Personnel and Store Staff

Nardis has key personnel throughout our organization that play vital roles in the success of the business. The owners of Nardis, Jack and Greg Thurmon founded the company over 25 years ago and their diligence and work ethic built a sound foundation for the company to grow from over the years. Their pursuit for excellence demanded that new key personnel that joined the company would follow the same work ethic and philosophy that made them successful. Today, Nardis has two locations – one in Kilgore

Texas and the other here in San Antonio. Nardis employs over 34 people with 17 in each location. Most of the key personnel have been with the company over 8 years and they all have relevant experience in the sales and sizing of concealable body armor. More recent key personnel come from a strong background in retail and/ or public safety sales.

Our San Antonio location houses 4 retail sales employees that service our retail customers. There is an Assistant Manager who ensures that the retail floor is functioning smoothly with four alteration staff on duty 5 days a week and one on Saturdays. Another Assistant Manager oversees our orders that are received and moved through the store or shipped direct to customers. Ronnie Esquivel is our store manager and oversees retail and receiving. Ronnie is also the point of contact for our current vest contract with the City of San Antonio. He coordinates and performs cadet fittings and deliveries to the Armory. Two managers are always present 5 days a week with one manager on Saturdays. The San Antonio location is open Monday through Friday 9-6 and on Saturdays 9-3.

Nardis observes the following holidays and is closed for these days when they fall on a day we are normally open:

New Year's Day
Memorial Day
Independence Day
Labor Day
Thanksgiving Day
Christmas Day

On any day we are open, there are always two employees that are trained in sizing armor. The order sheets filled out by the employee are turned in to the Store Manager and armor orders for individual officers are sent to the manufacturer once a week. When orders are delivered to the Armory, a copy of the invoice and the serial number from the manufacturer by officer name are given to the Armory for their records.

All San Antonio location managers will be responsible for maintaining this contract and with the help of our outside sales staff, will also perform fittings at the department. The primary contact person will be:

Ronnie Esquivel
Store Manager
661-8400 ext 153
ronniee@nardispublicsafety.com

RFO ATTACHMENT A, PART THREE
Proposed Quality Control Plan
of
Nardis Public Safety

CITY OF SAN ANTONIO
REQUEST FOR OFFER
NO.: 6100004600

1. Quality Assurance/ Control Plan

Point Blank is the manufacturer of the brand we bid in this RFO. Please see the last page in this attachment for a flow chart of Point Blank's Quality Control Plan. **Nardis Public Safety currently holds the contract for SAPD's concealable armor and currently performs their part of Quality Control as stated below. If awarded this contract, Nardis Public Safety will follow these same steps.**

Nardis Public Safety's role in Quality Control Plan for Point Blank consists of two major elements, the receiving of body armor orders from Point Blank and the adjustment or alteration of the armor (if necessary) when it is received by the officer. Nardis' role is described as follows:

- Receiving of armor orders from Point Blank:
 - o Orders are shipped from Point Blank to Nardis via freight carrier such as UPS or Fed Ex. When delivered to Nardis, boxes are inspected for damage caused in shipping. The order is also checked to see if all packages were indeed delivered. Any discrepancies are reported and handled immediately
 - o Orders are checked for accuracy by matching the packing list to the order we sent to Point Blank. The armor is visually inspected to ensure that two carriers, extra straps, and trauma inserts are included in the shipment. Visual inspection is also performed to look for any defects. Any discrepancies are reported and handled immediately. In the event a discrepancy is found, our staff ensures that the error is corrected before delivering the armor to the customer, in this case, SAPD's Armory.
 - o Orders are matched to the individual officer's paperwork and copies are attached to the box. Delivery arrangements are made with our POC at the department. Delivery is made and receipt of orders are signed for at the department. Nardis includes copies of our invoice along with the individual officer's serial number for each vest that is delivered.
- Adjustments and Alterations:

When the officer picks up their armor from the Armory, they are informed by the armory staff that they are to try the vest on, visually inspect the vest for defects, and adjust the straps as necessary. If the officer finds that there is an issue with proper fit, they are to bring the

entire contents of the vest to Nardis at any time Nardis is open for business.

Ballistic Panel Alterations

The officer is told at the Armory that if any vest adjustments are needed, the officer must return to Nardis within 30 days of receiving the vest in order for any alteration to be performed to the ballistic panel free of charge. Point Blank charges \$50 per panel (plus freight fees) for vests that need alteration after the 30 day window. *There is a fee to alter a vest panel due to the modification to the vest being caused by sizing, not a defect in Point Blank's workmanship. This is not considered a warranty repair item.*

When the officer brings the vest to Nardis to go over any issues with the vest, the officer is helped by a trained staff member to go over proper fit and to help adjust the vest. If the vest still does not fit properly, the officer will leave the vest with Nardis to be returned to Point Blank for proper alteration. Vest alteration requires cutting of the panels based on NIJ .06 requirements and this type of alteration cannot be performed at our Nardis store. When the vest is returned to Nardis after the alteration is made at Point Blank, the officer is notified to pick up the vest at Nardis' store.

Outer Shell Alterations

If the vest outer shell needs basic sewing alteration to fix any seam separations, Nardis will perform this alteration free of charge to the officer. Nardis will perform this service if the garment is within or out of manufacturer warranty. These alterations are normally done as the officer waits, if the garment is left at Nardis, the alteration is done the next business day.

Any zipper repairs, premature non-wear related tears or anything outside of normal wear that falls within the warranty period, the garment will be sent back to Point Blank to be determined what action will be taken to fix or exchange the garment. *Please see attached Outer Shell Warranty provided by Point Blank – attachment _____*

2. Service Plan

Our San Antonio location houses 4 retail sales employees that service our retail customers. There is also an Assistant Manager who ensures that the retail floor is functioning smoothly with four alteration staff on duty 5 days a week and one on Saturdays. Another Assistant Manager oversees our orders that are received and moved through the store or shipped direct to customers. Ronnie Esquivel is our store manager and oversees retail and receiving. Ronnie is also the point of contact for our current vest contract with the City of San Antonio. He coordinates and performs cadet fittings and deliveries to the Armory. Two

managers are always present 5 days a week with one manager on Saturdays. We are currently staffed to perform the duties required by this contract.

3. Staffing Plan

Nardis Public Safety is located at:
4818 IH 10 East
San Antonio, Texas 78260

Nardis has been at this location for the past 6 years. The San Antonio location is open Monday through Friday 9-6 and on Saturdays 9-3. Nardis observes the following holidays and is closed for these days when they fall on a day we are normally open:

New Year's Day
Memorial Day
Independence Day
Labor Day
Thanksgiving Day
Christmas Day

On any day we are open, there are always two employees that are trained in sizing armor. The order sheets filled out by the employee are turned in to the Store Manager and armor orders for individual officers are sent to the manufacturer once a week. When orders are delivered to the Armory, a copy of the invoice and the serial number from the manufacturer by officer name are given to the Armory for their records. All San Antonio location managers will be responsible for maintaining this contract and with the help of our outside sales staff, will also perform fittings at the department. The primary contact person will be:

Ronnie Esquivel
Store Manager
661-8400 ext 153
ronniee@nardispublicsafety.com

4. Customer Service Plan

Our store management already has open lines of communication with the Labor Relations Committee for SAPD, the Command Staff at the Chief's office, Chief McManus, and City of San Antonio Purchasing to address anything relevant to our current contracts, retail business for SAPD, and if awarded the details within this RFO.

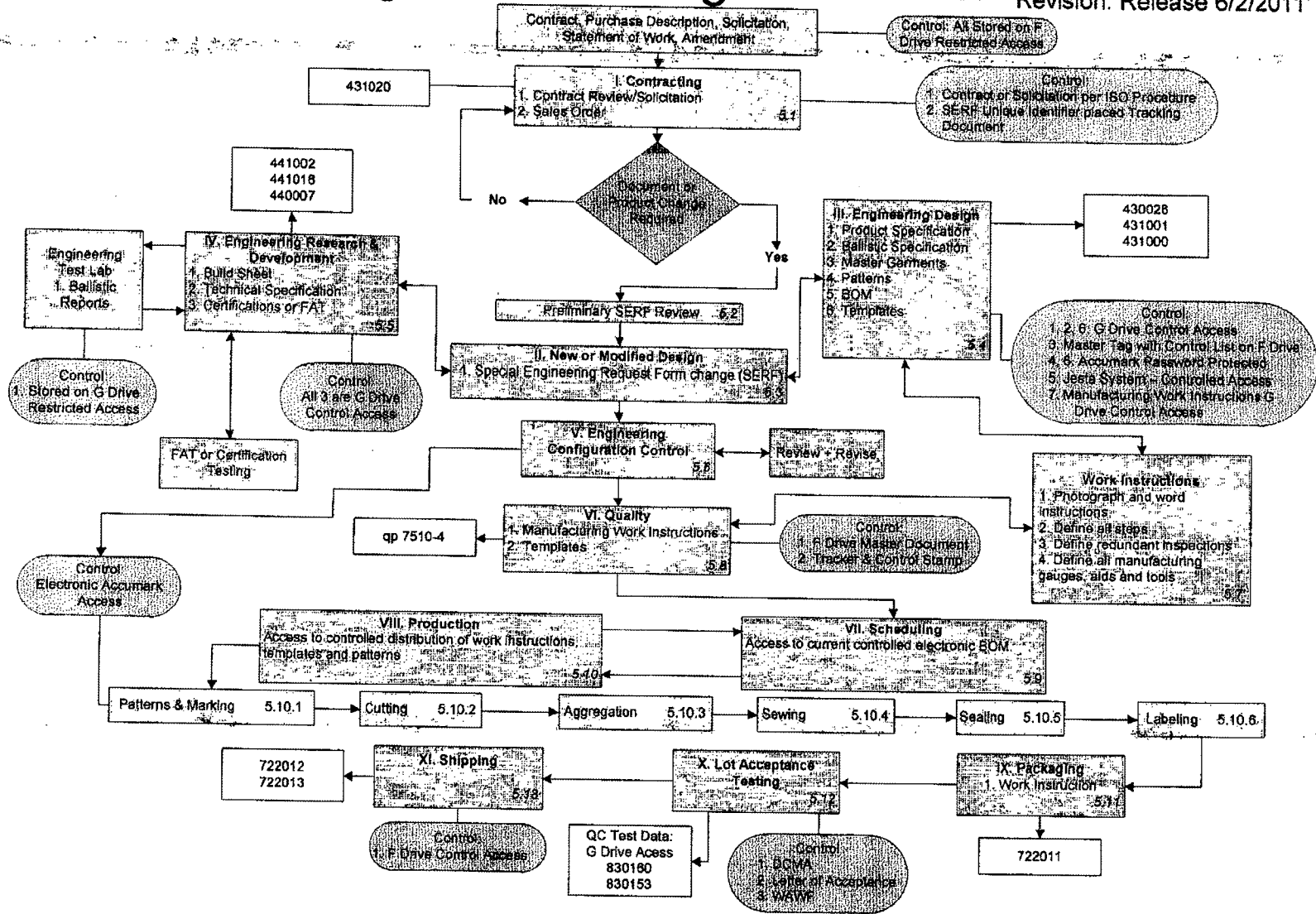
5. Full Disclosure Statement

Nardis Public Safety does not manufacture the concealable body armor proposed on this RFO. The armor in its entirety is manufactured by

Point Blank Enterprises and shipped to Nardis based on Purchase
Orders we send to Point Blank.

Configuration Management Plan

Revision: Release 6/2/2011



XII. Traceability - Entire Process

- Each final assembly is serialized and is part of an assembly lot
- Each serial number is traceable to an assembly lot
- Each assembly lot is traceable to all ballistic material lots used in its manufacture
- Ballistic performance data is on file for each ballistic material lot
- Records are maintained at each step of the manufacturing process that document the necessary information to maintain traceability

5.14

RFO ATTACHMENT B

PRICE SCHEDULE

RESPONDENTS MUST PROPOSE FIXED PRICES FOR THE ITEMS LISTED BELOW. OFFERS WITH PRICE RANGES WILL BE DEEMED NON-RESPONSIVE.

Estimated Annual Usage

ITEM 1: Level II Vest, as specified herein			
Description	Quantity	Net Unit Price	Extended Price (Quantity x Net Unit Price)
Manufacturer Name: <u>POINT BLANK</u> Product No.: <u>SP+2LE & SP+2LEF</u> Color: <u>NAVY</u> Vest Warranty: <u>5</u> (# of Years) Ballistic Panel Warranty <u>5</u> (# of Years) Measured nominal aerial weight per square foot <u>.80</u> lbs.	290 Each	\$ 744.46	\$ 215,893.40
		TOTAL	\$ 215,893.40

ITEM 2 Level IIIA Vest, as specified herein			
Description	Quantity	Net Unit Price	Extended Price (Quantity x Net Unit Price)
Manufacturer Name: <u>POINT BLANK</u> Product No.: <u>AX IIIA & AX III AF</u> Color: <u>NAVY</u> Vest Warranty: <u>5</u> (# of Years) Ballistic Panel Warranty <u>5</u> (# of Years) Measured nominal aerial weight per square foot <u>.87</u> lbs.	150 Each	\$ 874.92	\$ 131,238. ⁰⁰
TOTAL			\$ 131,238. ⁰⁰

ITEM 3 Replacement Vest Covers, as specified herein			
Description	Quantity	Net Unit Price	Extended Price (Quantity x Net Unit Price)
Manufacturer Name: <u>POINT BLANK</u> Product No.: <u>HI LITE CARRIER</u> Color: <u>NAVY</u> Warranty: <u>3</u> (# of Years)	50 Each	\$ 86.79	\$ 4339. ⁵⁰
TOTAL			\$ 4339. ⁵⁰

SPECIFICATIONS AND STANDARDS:

Vests quoted must meet these specifications for further testing and wear requirements.

- (a) Federal Standard NIJ-STD-0101.06 dated July 2008 for Level Type II and for Level IIIA.
Yes No
- (b) Military Specification, MIL-C-7219D, Nylon, High Tenacity Yarn, 420 Denier.
Yes No
- (c) Military Specification, MIL-F-21840, Fastener Tapes, Hook and Pile, Synthetic.
Yes No
- (d) Military Specification, MIL-T-43548, Thread, Cotton Polyester Core.
Yes No
- (e) Military Specification, MIL-STD 662F. All applicable ballistic panel cloth, (e.g., Spectra, Kevlar, Twaron, or any combination) delivered and used in this product shall be V50 tested per military specification MIL-STD 662F.
Yes No

BENCHMARK V50 PERFORMANCE TESTING:

Offer submission includes certification documentation that supports compliance to all the terms of the specifications listed was provided with bid submission. Vests shall supply maximum protection against projectile penetration while reducing the resultant blunt trauma as set forth in the National Institute of Justice (NIJ) Standard 0101.06, dated July 2008 while maintaining a high degree of flexibility and comfort and V50 tested per military specification MIL-STD 662F.

Yes No on page 58

BALLISTIC REQUIREMENTS:

Offer submission includes certification from H.P. White Laboratories indicating that the vests offered meet the protective Threat Level II and Threat Level IIIA requirements. The ballistic panels must meet the National Institute of Justice Standard 0101.06, dated July 2008, for Threat Level II and Threat Level IIIA wet and dry penetration and backface signature performance.

Yes No on page 33

LOT TESTING:

Offer submission includes lot testing data conducted by H.P. White Laboratories to the City of San Antonio Police Department.

Yes No on page 66

WEAR TEST:

There will be six (6) male and one (1) female officers assigned to participate in the wear test. The officers will wear test the qualifying vests for approximately six months while performing their normal duties. Each vest will be rated on the comfort, fit, mobility, and maintenance of the vest. Offer pricing submitted should be a firm fixed and valid until completion of wear test up to award.

Agree Disagree (initial)

ADDRESS OF BUSINESS:

Location (or) contact outlet in Bexar County limits: 4818 IH 10 EAST

SAN ANTONIO, TX 78219

Days and Hours of Operation MON through FRI Time: 9 AM to 6 PM
Weekends (if applicable) _____ through SAT Time: 9 AM to 3 PM

Minor Alternations and Miscellaneous sewing as needed can be provided with 2 business days

LIQUIDATED DAMAGES:

Respondent through offer submission agrees to liquidated damages clause listed in Section 004 Specifications/Scope of Work due to breach by Vendor of its covenant to deliver vests within the specified period. The sum of \$10.00 per vest per day for each day Vendor is late with delivery would be a reasonable compensation for such breach. Vendor hereby promises to pay, and City hereby agrees to accept, such sum as liquidated damages, and not as a penalty, in the event of such breach. Vendor shall pay all amounts due hereunder within 30 days of demand by City. Alternatively, City shall have the option to withhold said sum from any payment due to Vendor hereunder.

Agree RW Disagree _____ (initial)

Prompt Payment Discount: 2 % 10 days.

Delivery shall be made within 30 calendar days after receipt of order. (Deliveries must be made within 30 days of receipt of order.)

* = Required fields



City of San Antonio Contracts Disclosure Form

Office of the
City Clerk

Please fill out this form online, print completed form and submit with proposal to originating department. All questions must be answered.

For details on use of this form, see Section 2-59 through 2-61 of the City's Ethics Code.

*This is a New Submission or Correction or Update to previous submission.

1. Name of person submitting this disclosure form

First: Rene M.I. Last: Martinez Suffix:

2. Contract information

a) Contract or project name: SAPD Concealable Body Armor

b) Originating department:

3. Name of individual(s) or entity(ies) seeking a contract with the city (i.e. parties to the contract)

Nardis Inc. dba Nardis Public Safety

4. List any individual(s) or entity(ies) that is a partner, parent, joint venture, or subsidiary entity(ies) of the individual or entity listed in Question 3.

Not applicable. Contracting party(ies) does not have partner, parent, joint venture, or subsidiary entities.

Names of partner, parent, joint venture or subsidiary entities, and all the board members, executive committee members, and officers of each entity.

5. List any individuals or entities that will be subcontractors on this contract.

Not applicable. No subcontractors will be retained for this contract.

Subcontractors may be retained, but have not been selected at the time of this submission.

List of subcontractors, including the name of the owner(s), and business name:

6. List any attorneys, lobbyists, or consultants retained by any individuals listed in Questions 3, 4, or 5 to assist in seeking this contract.

Not applicable. No attorneys, lobbyists, or consultants have been retained to assist in seeking this contract.

List of attorneys, lobbyists, or consultants retained to assist in seeking this contract:



City of San Antonio Contracts Disclosure Form

Office of the
City Clerk

7. Disclosure of political contributions.

List any campaign or officeholder contributions made by the following individuals in the past 24 months totaling more than \$100 to any current member of City Council, former member of City Council, any candidate for City Council, or to any political action committee that contributes to City Council elections:

- a) any individual seeking contract with the city (Question 3)
- b) any owner or officer of entity seeking contract with the city (Question 3)
- c) any individual or owner or officer of an entity listed above as a partner, parent, or subsidiary business (Question 4)
- d) any subcontractor or owner/officer of subcontracting entity retained for the contract (Question 5)
- e) the spouse of any individual listed in response to (a) through (d) above
- f) any attorney, lobbyist, or consultant retained to assist in seeking contract (Question 6)

Not applicable. No campaign or officeholder contributions have been made in preceding 24 months by these individuals.

List of contributions:

Updates on Contributions Required

Information regarding contributions must be updated by submission of a revised form from the date of the submission of this form, up through the time City Council takes action on the contract identified in response to Question 2 and continuing for 30 calendar days after the contract has been awarded.

Notice Regarding Contribution Prohibitions for "High-Profile" Contracts

Under Section 2-309 of the Municipal Campaign Finance Code, the following listed individuals are prohibited from making a campaign or officeholder contribution to any member of City Council, candidate for City Council or political action committee that contributes to City Council elections from the 10th business day after a contract solicitation has been released until 30 calendar days after the contract has been awarded:

- a) Legal signatory of a high-profile contract
- b) Any individual seeking a high-profile contract
- c) Any owner or officer of an entity seeking a high-profile contract
- d) The spouse of any of individual listed in response to (a) through (c) above
- e) Any attorney, lobbyist, or consultant retained to assist in seeking a high-profile contract

Penalty. A high-profile contract cannot be awarded to the individual or entity if a prohibited contribution has been made by any of these individuals during the contribution "black-out" period, which is the 10th business day after a solicitation has been released until 30 calendar days after the contract has been awarded.

8. Disclosure of conflict of interest.

Are you aware of any fact(s) with regard to this contract that would raise a "conflict of interest" issue under Sections 2-43 or 2-44 of the City Ethics Code for any City Council member or board/commission member that has not or will not be raised by these city officials?

I am not aware of any conflict(s) of interest issues under Section 2-43 or 2-44 of the City Ethics Code for members of City Council or a city board/commission.

I am aware of the following conflict(s) of interest:

* = Required fields



City of San Antonio Contracts Disclosure Form

Office of the
City Clerk

9. Prohibited Interest in Contracts

Currently, or within the past twelve (12) months, have you, your spouse, sibling, parent, child or other family member within the first degree of consanguinity or affinity served on a City board or commission?

Currently, or within the past twelve (12) months, has an owner, partner or employee of a business entity in which you, your spouse, parent, child own 10% or more of the voting stock or shares, or 10% or more of the fair market value served on a City board or commission?

Currently, or within the past twelve (12) months, has an owner, partner, or employee of a business entity who owns 10% or more of the voting stock or shares, or 10% or more of the fair market value, that will be a subcontractor for this contract, served on a City board or commission?

No

Yes

Notice Regarding Prohibited Interest in Contracts

Please be aware, the City's Charter and Ethics Code prohibits members of certain more-than-advisory boards and commissions, as well as their close family members and any businesses they or their families hold a 10% or greater ownership interest from obtaining a contract with the City during their board or commission service. The prohibition extends to subcontracts on City contracts, and would also apply to parent, subsidiary or partner businesses owned by the member of the board or commission and their family. Please see [Section 141 of the City Charter](#) and [Section 2-52 of the City Ethics Code \(Prohibited Interests in Contracts\)](#) for complete information.

Former members of certain more-than-advisory boards and commissions, their family members and the businesses they own will continue to be prohibited from obtaining any discretionary contracts for one year after leaving City service. Please see [Section 2-58 of the City Ethics Code \(Prohibited Interest in Discretionary Contracts\)](#) for complete information.

Please note that any contract in place at the time the applicant becomes a City officer may remain in effect, but cannot be amended, extended, modified, or changed in any manner during the officer's City service on the more-than-advisory board.

If you have any questions, please contact the Office of the City Attorney to request to speak with a member of the Ethics staff: (210) 207-8940.

Acknowledgements

*1. Updates Required


I understand that this form must be updated by submission of a revised form if there is any change in the information before the discretionary contract, housing and retail development incentive, or the purchase, sale, or lease of real estate to or from the City is the subject of action by the City Council, and no later than 5 business days after any change has occurred, whichever comes first. This includes information about political contributions made after the initial submission and up until 30 calendar days after contract has been awarded.

*2. No Contact with City Officials or Staff during Contract Evaluation

I understand that a person or entity who seeks or applies for a city contract or any other person acting on behalf of that person or entity is prohibited from contacting city officials and employees regarding the contract after a Request for Proposal (RFP), Request for Qualification (RFQ), or other solicitation has been released.

This no-contact provision shall conclude when the contract is posted as a City Council agenda item. If contact is required with city officials or employees, the contact will take place in accordance with procedures incorporated into the solicitation documents. Violation of this prohibited contacts provision set out in [Section 2-61 of the City Ethics Code](#) by respondents or their agents may lead to disqualification of their offer from consideration.

* = Required fields



City of San Antonio Contracts Disclosure Form

Office of the
City Clerk

***3. Contribution Prohibitions for "High-Profile" Contracts**

- This is not a high-profile contract.
 This is a high-profile contract.

***4. Conflict of Interest Questionnaire (CIQ)**

Chapter 176 of the Local Government Code requires all contractors and vendors to submit a Conflict of Interest Questionnaire Form (CIQ) to the Office of the City Clerk, even if contract is not designated as "High Profile".

- I acknowledge that I have been advised of the requirement to file a CIQ form under Chapter 176 of the Local Government Code.

Oath

- I swear or affirm that the statements contained in this Contracts Disclosure Form, including any attachments, to the best of my knowledge and belief are true, correct, and complete.

Your Name: Rene Martinez

Title: Vice President

Company Name or DBA: Nardis Public Safety

Date: 06/18/2014

Please fill this form out online, print completed form and submit with proposal to originating department. All questions must be answered.

If necessary to mail, send to:

Purchasing

P.O. Box 839966

San Antonio, Texas 78283-3966

RFO ATTACHMENT D

LITIGATION DISCLOSURE FORM

Respond to each of the questions below by checking the appropriate box. Failure to fully and truthfully disclose the information required by this Litigation Disclosure form may result in the disqualification of your offer from consideration or termination of the contract, once awarded.

Have you or any member of your Firm or Team to be assigned to this engagement ever been indicted or convicted of a felony or misdemeanor greater than a Class C in the last five (5) years?

Yes No

Have you or any member of your Firm or Team to be assigned to this engagement been terminated (for cause or otherwise) from any work being performed for the City of San Antonio or any other Federal, State or Local Government, or Private Entity?

Yes No

Have you or any member of your Firm or Team to be assigned to this engagement been involved in any claim or litigation with the City of San Antonio or any other Federal, State or Local Government, or Private Entity during the last ten (10) years?

Yes No

If you have answered "Yes" to any of the above questions, please indicate the name(s) of the person(s), the nature, and the status and/or outcome of the information, indictment, conviction, termination, claim or litigation, as applicable. Any such information should be provided on a separate page, attached to this form and submitted with your offer.



CITY OF SAN ANTONIO
SUBCONTRACTOR/SUPPLIER UTILIZATION PLAN

SOLICITATION NAME: *Concealable Body Armor*

RESPONDENT NAME: *NARDIS PUBLIC SAFETY*

SOLICITATION API: *None*

API REQUIREMENTS: *None*

Enter Respondent's (Prime) proposed contract participation level. Leave blank for revenue generating contracts.

	PARTICIPATION DOLLAR AMOUNT	% LEVEL OF PARTICIPATION	CERTIFICATION TYPE AND NUMBER	TYPE OF WORK TO BE PERFORMED (BY NIGP CODE)
Prime: <i>NARDIS PUBLIC SAFETY</i>	\$	<i>100</i> %	<i>NONE</i>	<i>68008</i>
SAePS Vendor #: <i>V1024524</i>			SCTRCA #:	

List ALL subcontractors/suppliers that will be utilized for the entire contract period, excluding possible extensions, renewals and/or alternates. Use additional pages if necessary.

Sub:	\$	%		
SAePS Vendor #:			SCTRCA #:	
Sub:	\$	%		
SAePS Vendor #:			SCTRCA #:	
Sub:	\$	%		
SAePS Vendor #:			SCTRCA #:	
Sub:	\$	%		
SAePS Vendor #:			SCTRCA #:	

** Prime respondent and all subcontractors/suppliers must be registered in the City of San Antonio Electronic Procurement System (SAePS). To learn more about how to register, please call (210) 207-0118 or visit <http://www.sanantonio.gov/purchasing/saeps.aspx>.

Sub:	\$		%	
SAePS Vendor #:				SCTRCA #:
Sub:	\$		%	
SAePS Vendor #:				SCTRCA #:
Sub:	\$		%	
SAePS Vendor #:				SCTRCA #:
Sub:	\$		%	
SAePS Vendor #:				SCTRCA #:
Sub:	\$		%	
SAePS Vendor #:				SCTRCA #:
A.Total Prime Participation:	\$	100	%	A. Total base bid amount to be kept by prime.
B.Total Sub Participation:	\$		%	B. Total amount prime will pay to certified and non-certified subcontractors/suppliers
C.Total Certified Sub Participation:	\$		%	C. Total amount prime will pay to certified subcontractors/suppliers per the eligibility requirements stated above
D.Total Prime & Sub Participation*:	\$		%	D. Total prime and subcontractor(s)/supplier(s) participation must equal your base bid amount (A+B)

If a business is not certified, please call the Small Business Program Office at (210) 207-3900 for information and details on how subcontractors and suppliers may obtain certification.

I HEREBY AFFIRM THAT I POSSESS DOCUMENTATION FROM ALL PROPOSED SUBCONTRACTORS/SUPPLIERS CONFIRMING THEIR INTENT TO PERFORM THE SCOPE OF WORK FOR THE PRICE INDICATED ABOVE. I FURTHER AFFIRM THAT THE ABOVE INFORMATION IS TRUE AND COMPLETE TO THE BEST OF MY KNOWLEDGE AND BELIEF. I UNDERSTAND AND AGREE THAT, IF AWARDED THE CONTRACT, THIS DOCUMENT SHALL BE ATTACHED THERETO AND BECOME A BINDING PART OF THE CONTRACT.

Print Name: RENE MARTINEZ Sign:  Title: VICE PRESIDENT
 Date: 6/19/14

 FOR CITY USE

Action Taken: Approved _____ Denied _____

ASSISTANT DIRECTOR
 ECONOMIC DEVELOPMENT DEPARTMENT

(((

RFO ATTACHMENT F

NON -DISCRIMINATION ORDINANCE

Non-discrimination. As a party to this contract, Vendor understands and agrees to comply with the *Non-Discrimination Policy* of the City of San Antonio contained in Chapter 2, Article X of the City Code and further, shall not discriminate on the basis of race, color, religion, national origin, sex, sexual orientation, gender identity, veteran status, age or disability, unless exempted by state or federal law, or as otherwise established herein.

CONFLICT OF INTEREST QUESTIONNAIRE

FORM CIQ

For vendor or other person doing business with local governmental entity

This questionnaire reflects changes made to the law by H.B. 1491, 80th Leg., Regular Session.
This questionnaire is being filed in accordance with Chapter 176, Local Government Code by a person who has a business relationship as defined by Section 176.001(1-a) with a local governmental entity and the person meets requirements under Section 176.006(a).
By law this questionnaire must be filed with the records administrator of the local governmental entity not later than the 7th business day after the date the person becomes aware of facts that require the statement to be filed. See Section 176.006, Local Government Code.
A person commits an offense if the person knowingly violates Section 176.006, Local Government Code. An offense under this section is a Class C misdemeanor.

OFFICE USE ONLY

Date Received

1 Name of person who has a business relationship with local governmental entity.

N/A

2 Check this box if you are filing an update to a previously filed questionnaire.

(The law requires that you file an updated completed questionnaire with the appropriate filing authority not later than the 7th business day after the date the originally filed questionnaire becomes incomplete or inaccurate.)

3 Name of local government officer with whom filer has employment or business relationship.

Name of Officer

This section (item 3 including subparts A, B, C & D) must be completed for each officer with whom the filer has an employment or other business relationship as defined by Section 176.001(1-a), Local Government Code. Attach additional pages to this Form CIQ as necessary.

A. Is the local government officer named in this section receiving or likely to receive taxable income, other than investment income, from the filer of the questionnaire?

Yes No

B. Is the filer of the questionnaire receiving or likely to receive taxable income, other than investment income, from or at the direction of the local government officer named in this section AND the taxable income is not received from the local governmental entity?

Yes No

C. Is the filer of this questionnaire employed by a corporation or other business entity with respect to which the local government officer serves as an officer or director, or holds an ownership of 10 percent or more?

Yes No

D. Describe each employment or business relationship with the local government officer named in this section.

4

Signature of person doing business with the governmental entity

6/19/14

Date



CONFLICT OF INTEREST QUESTIONNAIRE ADDENDUM FORM CIQ-A

For vendor or other person doing business with local governmental entity

Completed Conflict of Interest Questionnaires and Conflict of Interest Questionnaire Addenda are to be submitted by all individuals and/or entities who seek to do business with the City of San Antonio. Completed Forms shall be filed with the City Clerk no later than the 7th business day after the date the person/entity: (1) begins contract discussions or negotiations with the City; or (2) submits to the City an application, response to a request for proposal or bid, correspondence, or another writing related to a potential agreement with the City.

A CIQ and CIQ Addendum are required to be filed for EACH solicitation submitted, and are required to be submitted together.

1 Name of person who has or is seeking to have a business relationship with the City of San Antonio.

RENE MARTINEZ

2 Name of Company that has or is seeking to have a business relationship with the City of San Antonio.

NARVIS PUBLIC SAFETY

2a Business Contact information for Company listed above.

Business Address: *4818 IH 10 EAST SAN ANTONIO TX 78219*
Phone: *(210) 661-8400*
Email: *rene@narvispublicsafety.com*

3 Bid Name or Description of Service

61000 4600 SAPD CONCEALABLE BODY ARMOR

4 Printed name of person doing business with the City of San Antonio (same as denoted on Box 4 of Form CIQ).

RENE MARTINEZ

Completed Conflict of Interest Questionnaires and Addenda should be mailed or hand-delivered separately from the solicitation (bid) to one of the following addresses:

Mailing Address: **Office of the City Clerk**
P.O.Box 839966
San Antonio, TX 78283-3966

Physical Address: **Office of the City Clerk**
City Hall, 2nd Floor
100 Military Plaza
San Antonio, TX 78205

Print Form

City of San Antonio
Veteran-Owned Small Business Program Tracking Form

SOLICITATION NAME/NUMBER: 6100004600 SAPD CONCEALABLE BODY ARMOR

Name of Respondent:		NARDIS PUBLIC SAFETY	
Physical Address:		4318 IH 10 EAST	
City, State, Zip Code:		SAN ANTONIO, TX 78219	
Phone Number:		(210) 661-8400	
Email Address:		rene@nardispublicsafety.com	
Is Respondent certified as a VOSB with the U.S. Small Business Administration? (circle one)		Yes	<input checked="" type="radio"/> No
If yes, provide the SBA Certification #			
If not certified by the SBA, is Respondent certified as a VOSB by another public or private entity that uses similar certification procedures? (circle one)		Yes	<input checked="" type="radio"/> No
If yes, provide the name of the entity who has certified Respondent as a VOSB. Include any identifying certification numbers.			
Participation Dollar Amount			

Is Respondent subcontracting with a business that is certified as a VOSB? (circle one)		Yes	<input checked="" type="radio"/> No
Name of SUBCONTRACTOR Veteran-Owned Small Business:			
Physical Address:			
City, State, Zip Code:			
Phone Number:			
Email Address:			
Is SUBCONTRACTOR certified as a VOSB with the U.S. Small Business Administration? (circle one)		Yes	No
If yes, provide the SBA Certification #			
If not certified by the SBA, is SUBCONTRACTOR certified as a VOSB by another public or private entity that uses similar certification procedures? (circle one)		Yes	No
If yes, provide the name of the entity who has certified SUBCONTRACTOR as a VOSB. Include any identifying certification numbers.			
Participation Dollar Amount			

City of San Antonio
Veteran-Owned Small Business Program Tracking Form

ACKNOWLEDGEMENT


THE STATE OF TEXAS

I certify that my responses and the information provided on Veteran-Owned Small Business Program Tracking Form are true and correct to the best of my personal knowledge and belief and that I have made no willful misrepresentations on this form, nor have I withheld any relevant information in my statements and answers to questions. I am aware that any information given by me on this Veteran-Owned Small Business Program Tracking Form may be investigated and I hereby give my full permission for any such investigation. I fully acknowledge that any misrepresentations or omissions in my responses and information may cause my offer to be rejected.

BIDDER/RESPONDENT'S FULL NAME:

RENE MARTINEZ

(Print Name) Authorized Representative of Bidder/Respondent



(Signature) Authorized Representative of Bidder/Respondent

VICE PRESIDENT

Title

6/16/14

Date

This Veteran-Owned Small Business Program Tracking Form must be submitted with the Bidder/Respondent's bid/proposal.



U.S. Department of Justice

Office of Justice Programs

National Institute of Justice

Washington, D.C. 20530

January 25, 2012

Sam White
Executive Vice President
Point Blank Solutions Inc.
2102 SW 2nd Street
Pompano Beach, FL 33069

Notice of Compliance with NIJ Standard-0101.06
Body Armor Model Designation: SP+2LE
NIJ Compliance Status Expires: January 25, 2017

Dear Mr. White:

We have completed our evaluation of the body armor model identified above that was submitted to the National Institute of Justice's (NIJ's) Voluntary Body Armor Compliance Testing Program. We are pleased to inform you that the above body armor model satisfies the requirements of NIJ Standard-0101.06 and the Compliance Testing Program.

We also received your completed declaration concerning the model noted above and your agreement to participate in the conformity assessment follow-up process.

The body armor model details are listed on the NIJ Compliant Products List available at www.justnet.org/CTP.

You are now authorized to place the NIJ Statement of Compliance on the labels of this body armor model and all subsequent production units. The Statement of Compliance shall read:

"This model of armor has been determined to comply with NIJ Standard-0101.06 by the NIJ Compliance Testing Program and is listed on the NIJ Compliant Products List."

All compliance requirements, as identified by the *NIJ Body Armor Compliance Testing Program Administrative Manual* and the *Ballistic Body Armor Applicant Package*, must be maintained as long as the NIJ Statement of Compliance is displayed on this armor model's labels. If, at any time, the compliance status of this armor model is changed, the NIJ Statement of Compliance shall cease to be used as of the date of the status change.

Sincerely,

Michael K. O'Shea
Law Enforcement Program Manager
U.S. Department of Justice
OJP/NIJ/OST/Operational Technologies Division

NATIONAL INSTITUTE OF JUSTICE
COMPLIANCE TEST REPORT

Perforation and BFS Summary Data

Report Number: 11801-22 Test ID: PES09-001876 Report Date: 10/11/11
 Manufacturer: POINT BLANK SOLUTIONS INC. Model Designation: PBS-SP+2LE NJ Armor Type: 2

Threat 1 - New Armor
 Ammunition: 9mm 124/FMJ Reference Velocity: 1305 ± 30 ft/s Water Submersion: Yes
 Shot-to-Edge: 2 inches

Shot Number	Sample 1 Size: C5				Sample 2 Size: C5			
	Front Panel		Back Panel		Front Panel		Back Panel	
	Avg. Vel. (ft/sec)	Perf (Y=1/N=0)	BFS (mm)	Note	Avg. Vel. (ft/sec)	Perf (Y=1/N=0)	BFS (mm)	Note
1	1284.2	0	30.0		1296.2	0	29.0	
2	1329.4	0	31.0		1291.7	0	29.0	
3	1306.8	0	34.0		1310.6	0	32.0	
4	1312.3	0			1311.5	0		
5	1313.7	0			1309.2	0		
6	1335.8	0			1309.1	0		
7								
8								

Summary: Perforations: 0 (Pass) BFS Statistics: Count: 12 Average: 31.2 mm
 Maximum BFS: 35.0 mm k1: 1.568 St. Dev.: 2.04 mm
 (Pass - No BFS greater than 44 mm)

Shot Number	Sample 3 Size: C1				Sample 4 Size: C1			
	Front Panel		Back Panel		Front Panel		Back Panel	
	Avg. Vel. (ft/sec)	Perf (Y=1/N=0)	BFS (mm)	Note	Avg. Vel. (ft/sec)	Perf (Y=1/N=0)	BFS (mm)	Note
1	1321.7	0	33.0		1295.3	0	37.0	
2	1323.1	0	26.0		1329.6	0	31.0	
3	1316.8	0	27.0		1295.3	0	31.0	
4	1324.9	0			1311.5	0		
5	1322.4	0			1303.1	0		
6	1320.0	0			1313.7	0		
7								
8								

Summary: Perforations: 0 (Pass) BFS Statistics: Count: 12 Average: 33.6 mm
 Maximum BFS: 43.0 mm k1: 1.568 St. Dev.: 4.72 mm
 (Pass - No BFS greater than 44 mm)

Threat 2 - New Armor
 Ammunition: .357 Mag 158/JSP Reference Velocity: 1430 ± 30 ft/s Water Submersion: Yes
 Shot-to-Edge: 3 inches

Shot Number	Sample 5 Size: C5				Sample 6 Size: C5			
	Front Panel		Back Panel		Front Panel		Back Panel	
	Avg. Vel. (ft/sec)	Perf (Y=1/N=0)	BFS (mm)	Note	Avg. Vel. (ft/sec)	Perf (Y=1/N=0)	BFS (mm)	Note
1	1438.8	0	35.0		1441.5	0	32.0	
2	1427.8	0	35.0		1438.9	0	39.0	
3	1427.0	0	31.0		1424.1	0	30.0	
4	1423.3	0			1430.6	0		
5	1431.4	0			1439.7	0		
6	1422.3	0			1434.1	0		
7								
8								

Summary: Perforations: 0 (Pass) BFS Statistics: Count: 12 Average: 34.1 mm
 Maximum BFS: 39.0 mm k1: 1.568 St. Dev.: 2.64 mm
 (Pass - No BFS greater than 44 mm)

Shot Number	Sample 7 Size: C1				Sample 8 Size: C1			
	Front Panel		Back Panel		Front Panel		Back Panel	
	Avg. Vel. (ft/sec)	Perf (Y=1/N=0)	BFS (mm)	Note	Avg. Vel. (ft/sec)	Perf (Y=1/N=0)	BFS (mm)	Note
1	1427.8	0	35.0		1426.7	0	35.0	
2	1420.5	0	37.0		1414.2	0	37.0	
3	1410.4	0	36.0		1433.3	0	34.0	
4	1409.6	0			1426.7	0		
5	1442.6	0			1425.1	0		
6								
7								
8								

Summary: Perforations: 0 (Pass) BFS Statistics: Count: 12 Average: 35.5 mm
 Maximum BFS: 38.0 mm k1: 1.568 St. Dev.: 1.51 mm
 (Pass - No BFS greater than 44 mm)

NATIONAL INSTITUTE OF JUSTICE
COMPLIANCE TEST REPORT

Perforation and BFS Summary Data

Report Number: 11901-22 Test ID: PBS09-001876 Report Date: 10/11/11
 Manufacturer: POINT BLANK SOLUTIONS INC. Model Designation: PBS-SP+2LE NIJ Armor Type: 2

Threat 1 - Conditioned Armor
 Ammunition: 9mm 124/FMJ Test Velocity: 1245 ± 30 ft/s Water Submersion: No
 Shot-to-Edge: 2 inches

Shot Number	Sample 21 Size: C5				Sample 22 Size: C1				
	Front Panel		Back Panel		Front Panel		Back Panel		
	Avg. Vel. (ft/sec)	Perf (Y=1/N=0)	BFS (mm)	Note	Avg. Vel. (ft/sec)	Perf (Y=1/N=0)	BFS (mm)	Note	
1	1219.4	0	23.0		1216.7	0	26.0		
2	1242.5	0	32.0		1235.6	0	32.0		
3	1258.0	0	39.0		1254.4	0	31.0		
4	1273.2	0			1229.4	0			
5	1292.9	0			1247.5	0			
6	1233.7	0			1262.9	0			
7									
8									
Summary:					Summary:				
Perforations: 0 (Pass)					Perforations: 0 (Pass)				
Maximum BFS: 39.0 mm (no requirement)					Maximum BFS: 35.0 mm (no requirement)				

Threat 2 - Conditioned Armor
 Ammunition: .357 Mag 158/JSP Test Velocity: 1340 ± 30 ft/s Water Submersion: No
 Shot-to-Edge: 3 inches

Shot Number	Sample 23 Size: C5				Sample 24 Size: C1				
	Front Panel		Back Panel		Front Panel		Back Panel		
	Avg. Vel. (ft/sec)	Perf (Y=1/N=0)	BFS (mm)	Note	Avg. Vel. (ft/sec)	Perf (Y=1/N=0)	BFS (mm)	Note	
1	1345.5	0	31.0		1339.0	0	32.0		
2	1339.0	0	35.0		1350.6	0	39.0		
3	1358.7	0	45.0		1360.5	0	34.0		
4	1360.5	0			1350.6	0			
5	1357.2	0			1360.5	0			
6	1349.7	0			1363.0	0			
7									
8									
Summary:					Summary:				
Perforations: 0 (Pass)					Perforations: 0 (Pass)				
Maximum BFS: 45.0 mm (no requirement)					Maximum BFS: 50.0 mm (no requirement)				

Overall P-BFS Summary

Perforations: This requirement is for all P-BFS tested samples - New and Conditioned
 0 This armor model meets the perforation performance requirements of NIJ Standard-0101.06 Section 7.8.8.

Backface Signature: This requirement is for New armors only
 Maximum BFS: 43.0 mm
 This armor model meets the BFS performance requirements of NIJ Standard-0101.06 Section 7.8.8 item a.

NATIONAL INSTITUTE OF JUSTICE
COMPLIANCE TEST REPORT

Ballistic Limit Summary Data

Report Number: 11901-22 Test ID: PBS09-001876 Report Date: 10/11/11
 Manufacturer: POINT BLANK SOLUTIONS INC. Model Designation: PBS-SP+2LE NIJ Armor Type: 2
 Ammunition: 9mm 124/FMJ Threat 1 - New Armor Reference Velocity: 1305 ± 30 ft/s Water Submersion: No

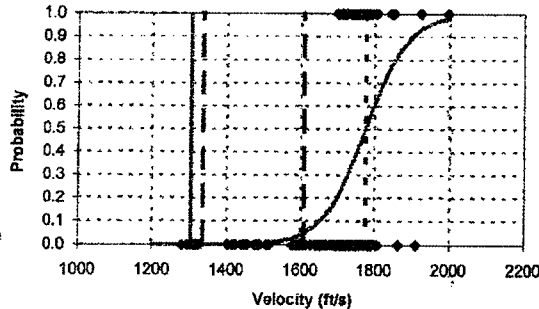
Shot Number	Sample 11			Sample 11			Sample 12			Sample 12			Sample 13		
	Front	Panel	Perf	Back	Panel	Perf	Front	Panel	Perf	Back	Panel	Perf	Front	Panel	Perf
	Avg. Vel.		Note	Avg. Vel.		Note	Avg. Vel.		Note	Avg. Vel.		Note	Avg. Vel.		Note
	(ft/sec)	(Y=1/N=0)		(ft/sec)	(Y=1/N=0)		(ft/sec)	(Y=1/N=0)		(ft/sec)	(Y=1/N=0)		(ft/sec)	(Y=1/N=0)	
1	1304.5	0		1280.4	0		1302.3	0		1325.6	0		1303.8	0	
2	1416.8	0		1423.3	0		1485.0	0		1455.8	0		1448.2	0	
3	1506.0	0		1513.3	0		1582.3	0		1590.3	0		1596.9	0	
4	1643.1	0		1627.6	0		1665.3	0		1650.4	0		1676.7	0	
5	1725.9	1		1694.3	0		1738.2	1		1754.7	1		1765.8	1	
6	1638.3	0		1764.3	0		1698.4	1		1667.8	0		1724.7	1	
7	1662.79	0		1862.2	0		1627.6	0		1718.21	0		1661.68	0	
8	1711.45	0		1909.85	0		1652.89	0		1751.93	0		1700.97	0	
9	1742.16	1		1996.01	1		1703.58	1		1807.66	0		1731.3	0	
10	1709.99	0		1923.08	1		1657.83	0		1846.38	1		1751.93	0	
11	1740.95	0		1843.66	1		1736.71	0		1806.03	0		1782.85	1	
12	1784.44	0		1758.71	0		1768.66	0		1849.8	1		1743.68	0	
13															
14															
15															

Shot Number	Sample 13			Sample 14			Sample 14			Sample 15			Sample 15		
	Back	Panel	Perf	Front	Panel	Perf	Back	Panel	Perf	Front	Panel	Perf	Back	Panel	Perf
	Avg. Vel.		Note	Avg. Vel.		Note	Avg. Vel.		Note	Avg. Vel.		Note	Avg. Vel.		Note
	(ft/sec)	(Y=1/N=0)		(ft/sec)	(Y=1/N=0)		(ft/sec)	(Y=1/N=0)		(ft/sec)	(Y=1/N=0)		(ft/sec)	(Y=1/N=0)	
1	1323.1	0		1313.7	0		1294.7	0		1315.4	0		1318.6	0	
2	1476.2	0		1489.0	0		1479.1	0		1401.7	0		1439.7	0	
3	1614.5	0		1627.6	0		1604.1	0		1478.0	0		1586.8	0	
4	1689.2	0		1692.0	0		1668.9	0		1577.8	0		1656.7	0	
5	1801.8	1		1767.4	1		1769.9	1		1703.6	0		1749.2	1	
6	1738.2	1		1715.3	0		1719.4	0		1778.7	1		1690.6	0	
7	1651.8	0		1790.19	0		1765.85	0		1732.8	0		1720.58	1	
8	1699.52	0		1806.03	1		1781.26	1		1767.41	1		1656.73	0	
9	1711.45	1		1767.41	0		1758.71	1		1719.4	1		1731.3	0	
10	1661.68	0		1790.19	1		1697.22	1		1678.98	0		1777.15	1	
11	1684.07	0		1725.92	0		1690.33	0		1703.58	1		1723.54	0	
12	1739.74	0		1773.05	0		1656.93	0		1663.89	0		1764.29	0	
13															
14															
15															

Summary: Total Usable Shots: 120 Acceptable Perforations below 1335 ft/s: 0 Acceptable
 Perforations (Complete Penetrations): 31 Acceptable
 Stops (Partial Penetrations): 89 Good

Test Data and Regression Model

Regression Analysis
 Regression Model: Logistic
 Model Parameters: β_0 : -31.5
 β_1 : 0.018
 Estimated V50: 1775 ft/s
 Estimated V05: 1609 ft/s
 Probability of perforation at NIJ reference velocity (1305 ft/sec): 0.0% Acceptable



NATIONAL INSTITUTE OF JUSTICE COMPLIANCE TEST REPORT

Ballistic Limit Summary Data

Report Number: 11901-22 Test ID: PBS09-001876 Report Date: 10/11/11
 Manufacturer: POINT BLANK SOLUTIONS INC. Model Designation: PBS-SP+2LE NIJ Armor Type: 2
 Threat 2 - New Armor
 Ammunition: .357 Mag 158/JSP Reference Velocity: 1430 ± 30 ft/s Water Submersion: No

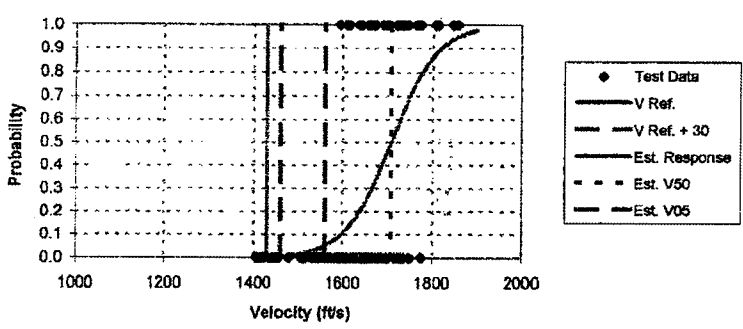
Shot Number	Sample 16			Sample 16			Sample 17			Sample 17			Sample 18		
	Front Panel	Avg. Vel. (ft/sec)	Perf (Y=1/N=0) Note	Back Panel	Avg. Vel. (ft/sec)	Perf (Y=1/N=0) Note	Front Panel	Avg. Vel. (ft/sec)	Perf (Y=1/N=0) Note	Back Panel	Avg. Vel. (ft/sec)	Perf (Y=1/N=0) Note	Front Panel	Avg. Vel. (ft/sec)	Perf (Y=1/N=0) Note
1		1406.1	0		1456.0	0		1433.5	0		1450.1	0		1421.9	0
2		1479.1	0		1584.5	0		1555.7	0		1530.0	0		1505.1	0
3		1544.9	0		1609.8	0		1652.3	0		1573.3	0		1547.0	0
4		1604.1	0		1699.5	1		1773.0	1		1666.7	0		1627.6	0
5		1719.4	1		1623.9	0		1704.7	1		1745.2	1		1727.4	0
6		1616.8	1		1656.7	1		1637.2	1		1634.5	0		1813.6	1
7		1536.34	0		1605.14	0		1529.99	0		1690.62	1		1722.06	1
8		1591.34	0		1656.73	0		1566.66	0		1637.2	0		1643.39	1
9		1629.73	0		1699.52	0		1610.62	0		1699.52	1		1587.81	0
10		1673.92	0		1746.42	0		1647.99	0		1662.79	1		1643.12	0
11		1722.06	0		1775.89	0		1663.89	1		1591.34	0		1681.8	0
12		1750.4	0		1848.09	1		1602.62	0		1658.93	0		1727.42	0
13															
14															
15															

Shot Number	Sample 18			Sample 19			Sample 19			Sample 20			Sample 20		
	Back Panel	Avg. Vel. (ft/sec)	Perf (Y=1/N=0) Note	Front Panel	Avg. Vel. (ft/sec)	Perf (Y=1/N=0) Note	Back Panel	Avg. Vel. (ft/sec)	Perf (Y=1/N=0) Note	Front Panel	Avg. Vel. (ft/sec)	Perf (Y=1/N=0) Note	Back Panel	Avg. Vel. (ft/sec)	Perf (Y=1/N=0) Note
1		1420.1	0		1415.0	0		1442.6	0		1434.3	0		1414.4	0
2		1510.6	0		1516.5	0		1535.2	0		1532.1	0		1543.9	0
3		1543.2	0		1556.7	0		1586.8	0		1618.6	0		1585.8	0
4		1640.7	0		1662.8	0		1663.9	0		1680.4	0		1685.5	0
5		1728.9	0		1749.2	1		1715.6	0		1734.0	1		1771.5	1
6		1806.0	1		1663.9	1		1858.7	1		1673.9	1		1667.8	0
7		1727.42	1		1560.06	0		1785.85	1		1555.69	0		1735.51	0
8		1635.86	1		1594.9	1		1671.68	1		1609.79	1		1775.57	1
9		1537.52	0		1550.39	0		1556.66	0		1557.88	0		1736.71	1
10		1585.79	0		1595.92	0		1594.9	0		1601.64	0		1657.83	0
11		1646.9	0		1663.89	1		1681.41	0		1658.93	0		1704.74	1
12		1685.49	0		1600.51	0		1696.37	0		1695.78	0		1652.89	0
13															
14															
15															

Summary: Total Usable Shots: 120 Good Perforations below 1460 ft/s: 0 Acceptable
 Perforations (Complete Penetrations): 33 Acceptable
 Stops (Partial Penetrations): 87 Acceptable

Test Data and Regression Model

Regression Analysis
 Regression Model: **Logistic**
 Model Parameters: $\beta_0: -33.7$
 $\beta_1: 0.020$
 Estimated V50: 1708 ft/s
 Estimated V05: 1558 ft/s
 Probability of perforation at NIJ reference velocity (1305 ft/sec): 0.4% Acceptable



NATIONAL INSTITUTE OF JUSTICE
COMPLIANCE TEST REPORT

Ballistic Limit Summary Data

Report Number: 11901-22 Test ID: PBS09-001876 Report Date: 10/11/11
 Manufacturer: POINT BLANK SOLUTIONS INC. Model Designation: PBS-SP+2LE NIJ Armor Type: 2

Threat 1 - Conditioned Armor
 Ammunition: 9mm 124/FMJ
 Test Velocity: 1245 ± 30 ft/s Wet: No

Threat 2 - Conditioned Armor
 Ammunition: .357 Mag 158/JSP
 Test Velocity: 1340 ± 30 ft/s Wet: No

Shot Number	Sample 25			Sample 25		
	Front Panel	Perf	Note	Back Panel	Perf	Note
	Avg. Vel. (ft/sec)	(Y=1/N=0)		Avg. Vel. (ft/sec)	(Y=1/N=0)	
1	1260.1	0		1264.5	0	
2	1324.0	0		1424.1	0	
3	1454.8	0		1522.5	0	
4	1536.3	0		1625.0	0	
5	1620.2	0		1699.5	0	
6	1699.5	0		1756.2	1	
7	1786.99	1		1685.49	0	
8	1712.92	1		1720.58	1	
9	1637.2	1		1686.91	1	
10	1527.88	0		1632.39	1	
11	1586.8	0		1580.03	1	
12	1626.28	0		1529.05	0	
13						
14						
15						

Shot Num	Sample 26			Sample 26		
	Front Panel	Perf	Note	Back Panel	Perf	Note
	Avg. Vel. (ft/sec)	(Y=1/N=0)		Avg. Vel. (ft/sec)	(Y=1/N=0)	
1	1310.6	0		1314.1	0	
2	1425.9	0		1393.7	1	
3	1541.8	0		1324.0	0	
4	1578.8	0		1362.0	0	
5	1699.5	0		1439.7	0	
6	1796.0	1		1466.3	0	
7	1678.98	1		1450.12	0	
8	1590.33	0		1555.69	1	
9	1611.09	1		1490.98	0	
10	1574.31	0		1540.6	0	
11	1628.67	0		1525.79	0	
12	1666.67	1		1569.86	0	
13						
14						
15						

Summary:
 Total Usable Shots: 24 Acceptable
 Perforations (CP): 8
 Stops (PP): 16
 Perforations below 1275 ft/s: 0 Acceptable
 Regression Analysis
 Regression Model: Logistic
 Model Parameters: β_0 : -30.7
 β_1 : 0.018

Summary:
 Total Usable Shots: 24 Acceptable
 Perforations (CP): 6
 Stops (PP): 18
 Perforations below 1370 ft/s: 0 Acceptable
 Regression Analysis
 Regression Model: Logistic
 Model Parameters: β_0 : -16.7
 β_1 : 0.010
 Estimated V50: 1665 ft/s

Overall Ballistic Limit Summary

Perforations below $V_{ref} + 30$ ft/sec: 0 This requirement is for all Ballistic Limit tested samples - New and Conditioned
 This armor model meets the low perforation velocity performance requirements of NIJ Standard-0101.06 Section 7.9.5.

Probability of perforation at the P-BFS reference velocity This requirement is for New armors only

Threat 1: 0.0%
 Threat 2: 0.4%

This armor model meets the estimated V05 performance requirements of NIJ Standard-0101.06 Section 7.9.5.



U.S. Department of Justice

Office of Justice Programs

National Institute of Justice

Washington, D.C. 20530

June 4, 2012

Sam White
Executive Vice President
Point Blank Solutions Inc.
2102 SW 2nd Street
Pompano Beach, FL 33069

Notice of Compliance with NIJ Standard-0101.06
Body Armor Model Designation: SP+2FLE
NIJ Compliance Status Expires: June 4, 2017

Dear Mr. White:

We have completed our evaluation of the body armor model identified above that was submitted to the National Institute of Justice's (NIJ's) Voluntary Body Armor Compliance Testing Program. We are pleased to inform you that the above body armor model satisfies the requirements of NIJ Standard-0101.06 and the Compliance Testing Program.

We also received your completed declaration concerning the model noted above and your agreement to participate in the conformity assessment follow-up process.

The body armor model details are listed on the NIJ Compliant Products List available at www.justnet.org/CTP.

You are now authorized to place the NIJ Statement of Compliance on the labels of this body armor model and all subsequent production units. The Statement of Compliance shall read:

"This model of armor has been determined to comply with NIJ Standard-0101.06 by the NIJ Compliance Testing Program and is listed on the NIJ Compliant Products List."

All compliance requirements, as identified by the *NIJ Body Armor Compliance Testing Program Administrative Manual* and the *Ballistic Body Armor Applicant Package*, must be maintained as long as the NIJ Statement of Compliance is displayed on this armor model's labels. If, at any time, the compliance status of this armor model is changed, the NIJ Statement of Compliance shall cease to be used as of the date of the status change.

Sincerely,

Michael K. O'Shea
Law Enforcement Program Manager
US Department of Justice
OJP/NIJ/OST/Operational Technologies Division

NATIONAL INSTITUTE OF JUSTICE
COMPLIANCE TEST REPORT

Perforation and BFS Summary Data

Report Number: 11901-92 Test ID: PBS09-001927 Report Date: 02/24/12
 Manufacturer: POINT BLANK SOLUTIONS Model Designation: SP+2FLE NIJ Armor Type: 2

Threat 1 - New Armor
 Ammunition: 9mm 124/FMJ Reference Velocity: 1305 ± 30 ft/s Water Submersion: Yes
 Shot-to-Edge: 2 inches

Shot Number	Sample 1 Size: C5				Sample 2 Size: C5				Sample 2 Size: C5			
	Front Panel		Back Panel		Front Panel		Back Panel		Front Panel		Back Panel	
	Avg. Vel. (ft/sec)	Perf (Y=1/N=0)	BFS (mm)	Note	Avg. Vel. (ft/sec)	Perf (Y=1/N=0)	BFS (mm)	Note	Avg. Vel. (ft/sec)	Perf (Y=1/N=0)	BFS (mm)	Note
1	1314.1	0	30.0		1300.1	0	30.0		1298.2	0	26.0	
2	1315.4	0	28.0		1328.6	0	29.0		1319.8	0	28.0	
3	1325.2	0	27.0		1307.5	0	29.0		1319.1	0	26.0	
4	1321.7	0			1317.5	0			1330.0	0		
5	1328.2	0			1326.6	0			1328.9	0		
6	1321.5	0			1330.7	0			1318.0	0		
7												
8												
Summary:												
Perforations: 0 (Pass)				BFS Statistics: Count: 12				Average: 28.0 mm				St. Dev.: 1.35 mm
Maximum BFS: 30.0 mm				k1: 1.568				(Pass - No BFS greater than 44 mm)				

Shot Number	Sample 3 Size: C1				Sample 4 Size: C1				Sample 4 Size: C1			
	Front Panel		Back Panel		Front Panel		Back Panel		Front Panel		Back Panel	
	Avg. Vel. (ft/sec)	Perf (Y=1/N=0)	BFS (mm)	Note	Avg. Vel. (ft/sec)	Perf (Y=1/N=0)	BFS (mm)	Note	Avg. Vel. (ft/sec)	Perf (Y=1/N=0)	BFS (mm)	Note
1	1302.1	0	27.0		1309.9	0	33.0		1301.6	0	29.0	
2	1292.0	0	29.0		1307.9	0	30.0		1321.0	0	29.0	
3	1323.8	0	29.0		1301.6	0	29.0		1322.8	0	30.0	
4	1308.9	0			1330.1	0			1308.7	0		
5	1314.4	0			1317.3	0			1328.6	0		
6	1317.7	0			1304.6	0			1312.2	0		
7												
8												
Summary:												
Perforations: 0 (Pass)				BFS Statistics: Count: 12				Average: 28.7 mm				St. Dev.: 1.50 mm
Maximum BFS: 33.0 mm				k1: 1.568				(Pass - No BFS greater than 44 mm)				

Threat 2 - New Armor
 Ammunition: .357 Mag 158/JSP Reference Velocity: 1430 ± 30 ft/s Water Submersion: Yes
 Shot-to-Edge: 3 inches

Shot Number	Sample 5 Size: C5				Sample 6 Size: C5				Sample 6 Size: C5			
	Front Panel		Back Panel		Front Panel		Back Panel		Front Panel		Back Panel	
	Avg. Vel. (ft/sec)	Perf (Y=1/N=0)	BFS (mm)	Note	Avg. Vel. (ft/sec)	Perf (Y=1/N=0)	BFS (mm)	Note	Avg. Vel. (ft/sec)	Perf (Y=1/N=0)	BFS (mm)	Note
1	1437.2	0	34.0		1407.1	0	32.0		1438.4	0	32.0	
2	1408.8	0	29.0		1419.4	0	30.0		1425.1	0	32.0	
3	1440.9	0	28.0		1451.0	0	31.0		1426.5	0	34.0	
4	1435.4	0			1458.6	0			1418.0	0		
5	1444.0	0			1427.3	0			1430.0	0		
6	1421.1	0			1445.9	0			1428.0	0		
7									1448.34	0	34.0	
8												
Summary:												
Perforations: 0 (Pass)				BFS Statistics: Count: 12				Average: 31.8 mm				St. Dev.: 1.96 mm
Maximum BFS: 34.0 mm				k1: 1.568				(Pass - No BFS greater than 44 mm)				

Shot Number	Sample 7 Size: C1				Sample 8 Size: C1				Sample 8 Size: C1			
	Front Panel		Back Panel		Front Panel		Back Panel		Front Panel		Back Panel	
	Avg. Vel. (ft/sec)	Perf (Y=1/N=0)	BFS (mm)	Note	Avg. Vel. (ft/sec)	Perf (Y=1/N=0)	BFS (mm)	Note	Avg. Vel. (ft/sec)	Perf (Y=1/N=0)	BFS (mm)	Note
1	1446.6	0	37.0		1426.7	0	37.0		1437.8	0	35.0	
2	1434.1	0	32.0		1432.5	0	33.0		1443.4	0	32.0	
3	1430.2	0	34.0		1436.2	0	33.0		1451.4	0	30.0	
4	1447.8	0			1448.6	0			1412.6	0		
5	1445.9	0			1435.3	0			1435.1	0		
6			BECA		1439.5	0					BECA	
7												
8												
Summary:												
Perforations: 0 (Pass)				BFS Statistics: Count: 12				Average: 33.9 mm				St. Dev.: 2.39 mm
Maximum BFS: 38.0 mm				k1: 1.568				(Pass - No BFS greater than 44 mm)				

NATIONAL INSTITUTE OF JUSTICE
COMPLIANCE TEST REPORT

Perforation and BFS Summary Data

Report Number: 11901-92 Test ID: PBS09-001927 Report Date: 02/24/12
 Manufacturer: POINT BLANK SOLUTIONS Model Designation: SP+2FLE NIJ Armor Type: 2

Threat 1 - Conditioned Armor
 Ammunition: 9mm 124/FMJ Test Velocity: 1245 ± 30 ft/s Water Submersion: No
 Shot-to-Edge: 2 inches

Shot Number	Sample 21 Size: C5				Sample 22 Size: C1											
	Front Panel		Back Panel		Front Panel		Back Panel									
	Avg. Vel. (ft/sec)	Perf (Y=1/N=0)	BFS (mm)	Note	Avg. Vel. (ft/sec)	Perf (Y=1/N=0)	BFS (mm)	Note								
1	1268.1	0	27.0		1218.4	0	29.0		1243.2	0	27.0		1250.9	0	31.0	
2	1258.8	0	29.0		1224.7	0	30.0		1228.8	0	31.0		1222.8	0	34.0	
3	1265.2	0	27.0		1234.9	0	33.0		1228.4	0	32.0		1259.3	0	34.0	
4	1255.2	0			1247.5	0			1229.1	0			1260.1	0		
5	1278.8	0			1235.6	0			1222.8	0			1248.0	0		
6	1270.3	0			1241.2	0			1232.1	0			1249.5	0		
7																
8																
Summary:		Perforations: 0 (Pass) Maximum BFS: 33.0 mm (no requirement)				Perforations: 0 (Pass) Maximum BFS: 34.0 mm (no requirement)										

Threat 2 - Conditioned Armor
 Ammunition: .357 Mag 158/JSP Test Velocity: 1340 ± 30 ft/s Water Submersion: No
 Shot-to-Edge: 3 inches

Shot Number	Sample 23 Size: C5				Sample 24 Size: C1											
	Front Panel		Back Panel		Front Panel		Back Panel									
	Avg. Vel. (ft/sec)	Perf (Y=1/N=0)	BFS (mm)	Note	Avg. Vel. (ft/sec)	Perf (Y=1/N=0)	BFS (mm)	Note								
1	1353.9	0	32.0		1324.9	0	32.0		1341.6	0	33.0		1338.3	0	35.0	
2	1364.6	0	40.0		1340.8	0	32.0		1329.4	0	35.0		1331.2	0	36.0	
3	1354.6	0	33.0		1310.6	0	38.0		1333.5	0	34.0		1351.4	0	38.0	
4	1369.7	0			1329.4	0			1354.6	0			1331.9	0		
5	1339.9	0			1313.7	0			1339.9	0			1330.3	0		
6	1333.5	0			1341.6	0					BECA		1351.4	0		
7																
8																
Summary:		Perforations: 0 (Pass) Maximum BFS: 40.0 mm (no requirement)				Perforations: 0 (Pass) Maximum BFS: 38.0 mm (no requirement)										

Overall P-BFS Summary
 Perforations: This requirement is for all P-BFS tested samples - New and Conditioned
 0 This armor model meets the perforation performance requirements of NIJ Standard-0101.06 Section 7.8.8.
 Backface Signature: This requirement is for New armors only
 Maximum BFS: 38.0 mm
 This armor model meets the BFS performance requirements of NIJ Standard-0101.06 Section 7.8.8 Item a.

NATIONAL INSTITUTE OF JUSTICE COMPLIANCE TEST REPORT

Ballistic Limit Summary Data

Report Number: 11901-92 Test ID: PBS09-001927 Report Date: 02/24/12
 Manufacturer: POINT BLANK SOLUTIONS Model Designation: SP+2FLE NIJ Armor Type: 2
 Threat 1 - New Armor
 Ammunition: 9mm 124/FMJ Reference Velocity: 1305 ± 30 ft/s Water Submersion: No

Shot Number	Sample 11			Sample 11			Sample 12			Sample 12			Sample 13		
	Front	Panel		Back	Panel		Front	Panel		Back	Panel		Front	Panel	
	Avg. Vel.	Perf	Note	Avg. Vel.	Perf	Note	Avg. Vel.	Perf	Note	Avg. Vel.	Perf	Note	Avg. Vel.	Perf	Note
	(ft/sec)	(Y=1/N=0)		(ft/sec)	(Y=1/N=0)		(ft/sec)	(Y=1/N=0)		(ft/sec)	(Y=1/N=0)		(ft/sec)	(Y=1/N=0)	
1	1314.1	0		1291.0	0		1293.0	0		1281.6	0		1318.7	0	
2	1478.4	0		1432.7	0		1463.7	0		1477.3	0		1487.7	0	
3	1586.8	0		1542.3	0		1577.3	0		1574.3	0		1592.9	0	
4	1692.3	0		1671.4	0		1662.8	0		1667.5	1		1674.2	0	
5	1795.0	0		1750.4	0		1757.8	1		1678.3	0		1770.9	1	
6	1893.2	1		1875.1	1		1693.2	0		1633.5	0		1738.5	1	
7	1804.73	1		1787.31	1		1740.04	1		1666.94	1		1644.74	1	
8	1752.24	1		1723.25	1		1707.94	0		1620.75	0		1542.73	0	
9	1666.67	1		1650.98	1		1717.5	1		1657.83	0		1589.83	0	
10	1580.53	0		1556.18	0		1731.6	1		1701.55	1		1643.12	0	
11	1617.34	0		1597.45	0		1651.26	0		1658.93	0		1665.83	0	
12	1651.26	0		1655.9	0		1690.05	0		1697.79	0		1720.87	1	
13															
14															
15															

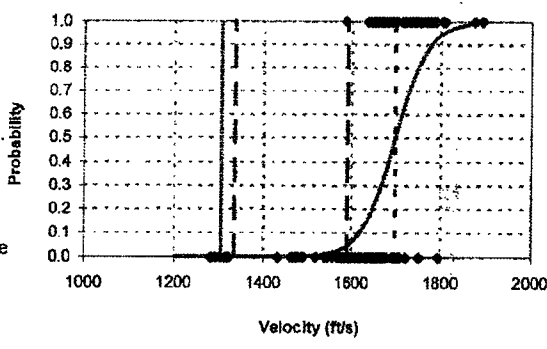
Shot Number	Sample 13			Sample 14			Sample 14			Sample 15			Sample 15		
	Back	Panel		Front	Panel		Back	Panel		Front	Panel		Back	Panel	
	Avg. Vel.	Perf	Note	Avg. Vel.	Perf	Note	Avg. Vel.	Perf	Note	Avg. Vel.	Perf	Note	Avg. Vel.	Perf	Note
	(ft/sec)	(Y=1/N=0)		(ft/sec)	(Y=1/N=0)		(ft/sec)	(Y=1/N=0)		(ft/sec)	(Y=1/N=0)		(ft/sec)	(Y=1/N=0)	
1	1317.9	0		1316.8	0		1322.1	0		1303.6	0		1314.9	0	
2	1474.1	0		1489.2	0		1469.3	0		1467.1	0		1488.8	0	
3	1565.4	0		1602.1	0		1590.3	0		1583.8	0		1589.7	0	
4	1676.2	0		1705.3	0		1667.8	0		1670.8	1		1678.1	0	
5	1788.6	1		1808.3	1		1775.6	1		1609.0	0		1781.6	1	
6	1689.8	0		1713.8	1		1657.8	1		1633.5	0		1690.3	1	
7	1786.16	1		1665.56	0		1582.28	0		1680.68	1		1636.93	1	
8	1722.36	0		1690.62	0		1642.58	0		1623.9	0		1518.6	0	
9	1771.17	1		1732.5	1		1667.22	0		1649.35	0		1586.04	1	
10	1743.07	1		1662.79	1		1730.4	1		1690.33	0		1539.17	0	
11	1775.88	1		1638.27	0		1689.76	1		1741.55	1		1585.29	0	
12	1808.65	1		1673.92	0		1632.12	0		1709.11	0		1621.54	0	
13															
14															
15															

Summary: Total Usable Shots: 120 Acceptable Perforations below 1335 ft/s: 0 Acceptable
 Perforations (Complete Penetrations): 40 Acceptable
 Stops (Partial Penetrations): 80 Good

Test Data and Regression Model

Regression Analysis
 Regression Model: **Logistic**
 Model Parameters: β_0 : -46.5
 β_1 : 0.027
 Estimated V50: 1697 ft/s
 Estimated V05: 1590 ft/s

Probability of perforation at NIJ reference velocity (1305 ft/sec): 0.0% Acceptable



◆ Test Data
 — V Ref.
 - - - V Ref + 30
 — Est. Response
 - - - Est. V50
 - - - Est. V05

**NATIONAL INSTITUTE OF JUSTICE
COMPLIANCE TEST REPORT**

Ballistic Limit Summary Data

Report Number: 11901-92 Test ID: PBS09-001927 Report Date: 02/24/12
 Manufacturer: POINT BLANK SOLUTIONS Model Designation: SP+2FLE NIJ Armor Type: 2
 Threat 2 - New Armor
 Ammunition: .357 Mag 158/JSP Reference Velocity: 1430 ± 30 ft/s Water Submersion: No

Shot Number	Sample 16			Sample 16			Sample 17			Sample 17			Sample 18		
	Front	Panel		Back	Panel		Front	Panel		Back	Panel		Front	Panel	
	Avg. Vel.	Perf	Note	Avg. Vel.	Perf	Note	Avg. Vel.	Perf	Note	Avg. Vel.	Perf	Note	Avg. Vel.	Perf	Note
	(ft/sec)	(Y=1/N=0)		(ft/sec)	(Y=1/N=0)		(ft/sec)	(Y=1/N=0)		(ft/sec)	(Y=1/N=0)		(ft/sec)	(Y=1/N=0)	
1	1416.0	0		1450.1	0		1455.4	0		1459.4	0		1443.6	0	
2	1515.4	0		1540.6	0		1565.2	0		1543.4	0		1530.5	0	
3	1577.8	0		1574.6	0		1697.5	1		1658.4	1		1655.6	1	
4	1660.3	0		1705.0	1		1610.0	0		1580.5	0		1579.8	1	
5	1707.4	1		1604.1	0		1647.7	1		1606.4	0		1497.9	0	
6	1650.4	0		1638.3	0		1603.1	0		1631.1	0		1533.7	0	
7	1697.22	1		1659.2	1		1651.8	1		1710.86	1		1577.54	0	
8	1627.6	0		1623.9	0		1596.68	0		1659.75	0		1614.47	0	
9	1688.05	1		1680.39	1		1643.66	0		1703.29	1		1666.67	1	
10	1608.75	1		1620.22	1		1692.91	1		1661.13	1		1596.42	1	
11	1565.44	0		1592.36	0		1656.18	1		1626.02	0		1578.78	0	
12	1615.51	0		1615.51	0		1613.94	0		1648.81	0		1618.91	0	
13															
14															
15															

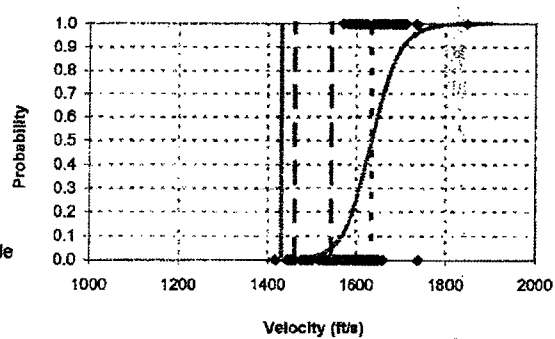
Shot Number	Sample 18			Sample 19			Sample 19			Sample 20			Sample 20		
	Back	Panel		Front	Panel		Back	Panel		Front	Panel		Back	Panel	
	Avg. Vel.	Perf	Note	Avg. Vel.	Perf	Note	Avg. Vel.	Perf	Note	Avg. Vel.	Perf	Note	Avg. Vel.	Perf	Note
	(ft/sec)	(Y=1/N=0)		(ft/sec)	(Y=1/N=0)		(ft/sec)	(Y=1/N=0)		(ft/sec)	(Y=1/N=0)		(ft/sec)	(Y=1/N=0)	
1	1452.9	0		1486.5	0		1459.9	0		1446.1	0		1460.3	0	
2	1523.9	0		1533.0	0		1526.3	0		1484.1	0		1487.7	0	
3	1619.7	1		1638.3	1		1641.5	0		1622.9	0		1608.5	1	
4	1552.1	0		1526.5	0		1737.9	0		1736.1	1		1516.4	0	
5	1624.7	1		1576.3	0		1847.7	1		1639.6	1		1567.9	0	
6	1570.1	1		1623.1	0		1734.9	1		1567.9	1		1616.3	0	
7	1533.04	0		1670.01	1		1689.19	1		1476.02	0		1647.45	1	
8	1584.03	0		1613.68	1		1613.68	0		1537.05	0		1592.82	0	
9	1612.12	1		1577.04	0		1657.83	1		1588.06	1		1653.44	1	
10	1577.29	0		1579.53	0		1608.23	0		1549.67	0		1599.49	1	
11	1610.82	1		1648.26	0		1647.45	1		1591.86	0		1566.67	0	
12	1551.11	0		1702.42	1		1595.41	0		1616.04	0		1601.54	0	
13															
14															
15															

Summary: Total Usable Shots: 120 Good Perforations below 1460 ft/s: 0 Acceptable
 Perforations (Complete Penetrations): 43 Acceptable
 Stops (Partial Penetrations): 77 Acceptable

Test Data and Regression Model

Regression Analysis
 Regression Model: Logistic
 Model Parameters: $\beta_0 = -52.1$
 $\beta_1 = 0.032$
 Estimated V50: 1634 ft/s
 Estimated V05: 1542 ft/s

Probability of perforation at NIJ reference velocity (1305 ft/sec): 0.1% Acceptable



Legend:
 ♦ Test Data
 — V Ref.
 - - - V Ref. + 30
 — Est. Response
 - - - Est. V50
 - - - Est. V05

**NATIONAL INSTITUTE OF JUSTICE
COMPLIANCE TEST REPORT**

Ballistic Limit Summary Data

Report Number: 11901-92 Test ID: PBS09-001927 Report Date: 02/24/12
 Manufacturer: POINT BLANK SOLUTIONS Model Designation: SP+2FLE NIJ Armor Type: 2

Threat 1 - Conditioned Armor
 Ammunition: 9mm 124/FMJ
 Test Velocity: 1245 ± 30 ft/s Wet: No

Threat 2 - Conditioned Armor
 Ammunition: .357 Mag 158/JSP
 Test Velocity: 1340 ± 30 ft/s Wet: No

Shot Number	Sample 25			Sample 25		
	Front	Panel	Note	Back	Panel	Note
	Avg. Vel. (ft/sec)	Perf (Y=1/N=0)		Avg. Vel. (ft/sec)	Perf (Y=1/N=0)	
1	1250.9	0		1242.1	0	
2	1378.2	0		1362.0	0	
3	1462.4	0		1485.0	0	
4	1491.0	0		1587.8	0	
5	1561.0	0		1685.3	0	
6	1689.2	0		1742.2	1	
7	1792.76	1		1722.06	1	
8	1734.01	0		1671.68	0	
9	1740.95	1		1678.98	0	
10	1715.27	1		1709.99	1	
11	1655.36	1		1673.92	0	
12	1618.82	0		1703.58	1	
13						
14						
15						

Shot Num	Sample 25			Sample 26		
	Front	Panel	Note	Back	Panel	Note
	Avg. Vel. (ft/sec)	Perf (Y=1/N=0)		Avg. Vel. (ft/sec)	Perf (Y=1/N=0)	
1	1333.5	0		1336.7	0	
2	1421.3	0		1403.3	0	
3	1499.0	0		1523.7	0	
4	1561.0	0		1610.8	0	
5	1739.4	1		1741.0	1	
6	1642.0	0		1661.4	1	
7	1690.62	1		1556.66	0	
8	1642.04	1		1611.09	0	
9	1602.82	1		1655.36	1	
10	1546.07	0		1592.36	0	
11	1604.11	0		1651.8	1	
12	1666.67	0		1599.49	0	
13						
14						
15						

Summary:
 Total Usable Shots: 24 Acceptable
 Perforations (CP): 8
 Stops (PP): 16
 Perforations below 1275 ft/s: 0 Acceptable
Regression Analysis
 Regression Model: Logistic
 Model Parameters: β0: -71.4
 β1: 0.042

Summary:
 Total Usable Shots: 24 Acceptable
 Perforations (CP): 8
 Stops (PP): 16
 Perforations below 1370 ft/s: 0 Acceptable
Regression Analysis
 Regression Model: Logistic
 Model Parameters: β0: -79.0
 β1: 0.048

Overall Ballistic Limit Summary	
Perforations below Vref + 30 ft/sec:	0 This requirement is for all Ballistic Limit tested samples - New and Conditioned This armor model meets the low perforation velocity performance requirements of NIJ Standard-0101.06 Section 7.9.5.
Probability of perforation at the P-BFS reference velocity	This requirement is for New armors only
Threat 1:	0.0%
Threat 2:	0.1%
This armor model meets the estimated V05 performance requirements of NIJ Standard-0101.06 Section 7.9.5.	



U.S. Department of Justice

Office of Justice Programs

National Institute of Justice

Washington, D.C. 20530

October 8, 2013

Sam White
Executive Vice President
Point Blank Enterprises, Inc.
2102 SW 2nd Street
Pompano Beach, FL 33069

Notice of Compliance with NIJ Standard-0101.06
Body Armor Model Designation: AXIII A
NIJ Compliance Status Expires: October 8, 2018

Dear Mr. White:

We have completed our evaluation of the body armor model identified above that was submitted to the National Institute of Justice's (NIJ's) Voluntary Body Armor Compliance Testing Program. We are pleased to inform you that the above body armor model satisfies the requirements of NIJ Standard-0101.06 and the Compliance Testing Program.

We also received your completed declaration concerning the model noted above and your agreement to participate in the conformity assessment follow-up process.

The body armor model details are listed on the NIJ Compliant Products List available at www.justnet.org/CTP.

You are now authorized to place the NIJ Statement of Compliance on the labels of this body armor model and all subsequent production units. The Statement of Compliance shall read:

"This model of armor has been determined to comply with NIJ Standard-0101.06 by the NIJ Compliance Testing Program and is listed on the NIJ Compliant Products List."

All compliance requirements, as identified by the *NIJ Body Armor Compliance Testing Program Administrative Manual* and the *Ballistic Body Armor Applicant Package*, must be maintained as long as the NIJ Statement of Compliance is displayed on this armor model's labels. If, at any time, the compliance status of this armor model is changed, the NIJ Statement of Compliance shall cease to be used as of the date of the status change.

Sincerely,

Michael K. O'Shea
Law Enforcement Program Manager
US Department of Justice
OJP/NIJ/OST/Operational Technologies Division

NATIONAL INSTITUTE OF JUSTICE COMPLIANCE TEST REPORT

NVLAP Lab Code: 200820-0

Test Laboratory Name: Chesapeake Testing

Report Identification Number: 2051-114

Issue / Revision Number:

Penetration and BFS Summary Data

Test ID: PBS09-002085
 Manufacturer: Point Blank Enterprises, Inc.

Report Date: 06/06/13
 NIJ Armor Type: 3A

Ammunition: 357 SIG 125/FMJ

Threat 1 - New Armor
 Test Velocity: 1470 ± 30 ft/s

Conditioning: New

Shot Number	Sample 1 Size: C-1				Sample 2 Size: C-1				
	Front Panel		Back Panel		Front Panel		Back Panel		
	Avg. Vel. (ft/sec)	Perf (Y=1/N=0)	BFS (mm)	Note	Avg. Vel. (ft/sec)	Perf (Y=1/N=0)	BFS (mm)	Note	
1	1470	0	28.6		1475	0	27.6		
2	1485	0	27.5		1474	0	32.1		
3	1478	0	28.7		1482	0	28.8		
4	1491	0			1482	0			
5	1490	0			1484	0			
6	1492	0			1487	0			
7									
8									
Summary:		Perforations: 0 (Pass)		BFS Statistics:		Count: 12		Average: 29.76 mm	
		Maximum BFS: 32.6 mm						St. Dev: 1.8525 mm	
		Pass - No BFS greater than 44 mm							

Shot Number	Sample 3 Size: C-5				Sample 4 Size: C-5				
	Front Panel		Back Panel		Front Panel		Back Panel		
	Avg. Vel. (ft/sec)	Perf (Y=1/N=0)	BFS (mm)	Note	Avg. Vel. (ft/sec)	Perf (Y=1/N=0)	BFS (mm)	Note	
1	1447	0	27.8		1470	0	26.2		
2	1474	0	29.6		1474	0	28.6		
3	1470	0	27		1470	0	27.9		
4	1472	0			1464	0			
5	1474	0			1478	0			
6	1475	0			1475	0			
7									
8									
Summary:		Perforations: 0 (Pass)		BFS Statistics:		Count: 12		Average: 28.31 mm	
		Maximum BFS: 34.3 mm						St. Dev: 2.3716 mm	
		Pass - No BFS greater than 44 mm							

NATIONAL INSTITUTE OF JUSTICE COMPLIANCE TEST REPORT

Ammunition: .44 Mag 240/SJHP

Threat 2 - New Armor
Test Velocity: 1430 ± 30 ft/s

Conditioning: New

Shot Number	Sample 5 Size: C-1				Sample 6 Size: C-1											
	Front Panel		Back Panel		Front Panel		Back Panel									
	Avg. Vel. (ft/sec)	Perf (Y=1/N=0)	BFS (mm)	Note	Avg. Vel. (ft/sec)	Perf (Y=1/N=0)	BFS (mm)	Note	Avg. Vel. (ft/sec)	Perf (Y=1/N=0)	BFS (mm)	Note	Avg. Vel. (ft/sec)	Perf (Y=1/N=0)	BFS (mm)	Note
1	1438	0	42.3		1428	0	41.7		1432	0	36.5		1438	0	36.3	
2	1439	0	42.6		1441	0	40		1450	0	40.7		1428	0	36.8	
3	1446	0	39.2		1418	0	39.3		1435	0	40.4		1428	0	34.6	
4	1433	0			1433	0			1440	0			1438	0		
5	1449	0			1430	0			1423	0			1420	0		
6																
7																
8																
Summary: Perforations: 0 (Pass) Maximum BFS: 42.6 mm Pass - No BFS greater than 44 mm BFS Statistics: Count: 12 Average: 39.18 mm St. Dev: 2.6177 mm																

Shot Number	Sample 7 Size: C-5				Sample 8 Size: C-5											
	Front Panel		Back Panel		Front Panel		Back Panel									
	Avg. Vel. (ft/sec)	Perf (Y=1/N=0)	BFS (mm)	Note	Avg. Vel. (ft/sec)	Perf (Y=1/N=0)	BFS (mm)	Note	Avg. Vel. (ft/sec)	Perf (Y=1/N=0)	BFS (mm)	Note	Avg. Vel. (ft/sec)	Perf (Y=1/N=0)	BFS (mm)	Note
1	1446	0	31.7		1438	0	32.7		1441	0	35.3		1420	0	34.7	
2	1429	0	34.2		1425	0	32.3		1428	0	33.7		1429	0	33.7	
3	1422	0	34.6		1427	0	32.8		1432	0	35.8		1427	0	34.2	
4	1430	0			1421	0			1428	0			1423	0		
5	1435	0			1417	0			1412	0			1410	0		
6	1454	0			1451	0			1431	0			1414	0		
7																
8																
Summary: Perforations: 0 (Pass) Maximum BFS: 35.8 mm BFS Statistics: Count: 12 Average: 33.81 mm St. Dev: 1.2398 mm																

NATIONAL INSTITUTE OF JUSTICE COMPLIANCE TEST REPORT

Ammunition: .357 SIG 125/FMJ Threat 1 - Conditioned Armor Test Velocity: 1410 ± 30 ft/s Conditioning: Conditioned

Shot Number	Sample 21 Size: C-1				Sample 22 Size: C-5				
	Front Panel		Back Panel		Front Panel		Back Panel		
	Avg. Vel. (ft/sec)	Perf (Y=1/N=0)	BFS (mm)	Note	Avg. Vel. (ft/sec)	Perf (Y=1/N=0)	BFS (mm)	Note	
1	1431	0	31.3		1427	0	31.5		
2	1420	0	30.7		1432	0	34.2		
3	1428	0	27.4		1431	0	28.5		
4	1423	0			1427	0			
5	1435	0			1408	0			
6	1424	0			1430	0			
7									
8									
Summary:		Perforations: 0 (Pass)		Perforations: 0 (Pass)		Maximum BFS: 34.2 mm (no requirement)		Maximum BFS: 32.1 mm (no requirement)	

Ammunition: .44 Mag 240/SJHP Threat 2 - Conditioned Armor Test Velocity: 1340 ± 30 ft/s Conditioning: Conditioned

Shot Number	Sample 23 Size: C-1				Sample 24 Size: C-5				
	Front Panel		Back Panel		Front Panel		Back Panel		
	Avg. Vel. (ft/sec)	Perf (Y=1/N=0)	BFS (mm)	Note	Avg. Vel. (ft/sec)	Perf (Y=1/N=0)	BFS (mm)	Note	
1	1359	0	43		1349	0	41.2		
2	1346	0	41.2		1359	0	35.8		
3	1338	0	39.6		1339	0	41		
4	1347	0			1344	0			
5	1333	0			1342	0			
6									
7									
8									
Summary:		Perforations: 0 (Pass)		Perforations: 0 (Pass)		Maximum BFS: 43 mm (no requirement)		Maximum BFS: 44.1 mm (no requirement)	

Overall P-BFS Summary

Perforations: This requirement is for all P-BFS tested samples - New and Conditioned
 0 This armor model meets the perforation performance requirements of NIJ Standard-0101.06 Section 7.8.8.

Backface Signature: This requirement is for New armors only
 Maximum BFS: 42.6 mm
 This armor model meets the BFS performance requirements of NIJ Standard-0101.06 Section 7.8.8 Item a.

NATIONAL INSTITUTE OF JUSTICE COMPLIANCE TEST REPORT

Ammunition: 357 SIG

12S/FMJ

Threat 1 - New Armor
Test Velocity: 1470

± 30 ft/s

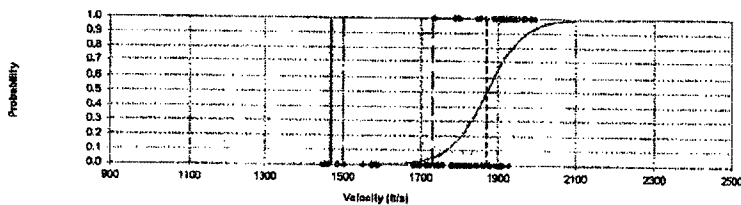
Conditioning: New

Shot Number	Sample 11			Sample 11			Sample 12			Sample 12			Sample 13		
	Front Panel	Avg. Vel. (ft/sec)	Perf (Y/N/N/A)	Back Panel	Avg. Vel. (ft/sec)	Perf (Y/N/N/A)	Front Panel	Avg. Vel. (ft/sec)	Perf (Y/N/N/A)	Back Panel	Avg. Vel. (ft/sec)	Perf (Y/N/N/A)	Front Panel	Avg. Vel. (ft/sec)	Perf (Y/N/N/A)
1	1487	0		1498	0		1486	0		1448	0		1450	0	
2	1502	0		1579	0		1587	0		1576	0		1588	0	
3	1679	0		1712	0		1713	0		1745	0		1748	0	
4	1813	0		1801	0		1818	0		1825	0		1777	0	
5	1912	0		1939	1		1920	1		1853	1		1914	1	
6	1994	1		1787	1		1845	1		1853	1		1946	1	
7	1937	1		1728	0		1744	0		1751	0		1724	0	
8	1854	1		1802	0		1803	0		1817	0		1823	0	
9	1781	0		1847	0		1856	0		1863	0		1878	0	
10	1912	1		1904	1		1908	0		1915	1		1912	1	
11	1902	1		1843	0		1862	1		1896	1		1876	0	
12	1791	0		1910	0		1939	1		1899	1		1933	1	
13															
14															
15															

Summary: Total Usable Shots: 129 Acceptable
 Penetrations (Complete Penetrations): 45 Acceptable
 Stops (Partial Penetrations): 75 Acceptable
 Penetrations below 1500 ft/s: 0 Acceptable

Regression Analysis
 Regression Model: Logistic
 Estimated V50: 1676 ft/s
 Estimated V65: 827 ft/s (1729 ft/s)
 Probability of perforation at NIJ reference velocity (1470 ft/sec): 0.02% Acceptable

Test Data and Regression Model



Legend:
 • Test Data
 --- V Ref
 --- V Test + 30
 --- Est. Response
 --- Est. V50
 --- Est. V65

NATIONAL INSTITUTE OF JUSTICE COMPLIANCE TEST REPORT

Ammunition: .44 Mag 240G JHP Threat 2 - New Armor Test Velocity: 1430 ± 30 ft/s Conditioning: New

Shot Number	Sample 16			Sample 16			Sample 17			Sample 17			Sample 18		
	Front	Panel	Perf	Back	Panel	Perf	Front	Panel	Perf	Back	Panel	Perf	Front	Panel	Perf
	Avg. Vel. (ft/sec)	Perf (Y/N/No)	Remarks	Avg. Vel. (ft/sec)	Perf (Y/N/No)	Remarks	Avg. Vel. (ft/sec)	Perf (Y/N/No)	Remarks	Avg. Vel. (ft/sec)	Perf (Y/N/No)	Remarks	Avg. Vel. (ft/sec)	Perf (Y/N/No)	Remarks
1	1407	0		1400	0		1409	0		1456	0		1432	0	
2	1505	0		1529	0		1533	0		1547	0		1549	0	
3	1592	0		1612	0		1609	0		1623	0		1621	0	
4	1641	0		1664	1		1702	0		1744	0		1686	0	
5	1743	1		1830	0		1744	1		1885	0		1686	0	
6	1872	0		1641	0		1838	0		1804	1		1758	1	
7	1700	0		1706	0		1779	1		1721	1		1722	1	
8	1782	0		1750	1		1788	0		1869	0		1645	0	
9	1809	0		1718	0		1759	0		1729	1		1712	0	
10	1845	1		1743	1		1813	1		1888	1		1747	1	
11	1814	1		1719	0		1783	1		1863	1		1758	1	
12	1781	1		1752	0		1785	1		1837	0		1713	1	
13															
14															
15															

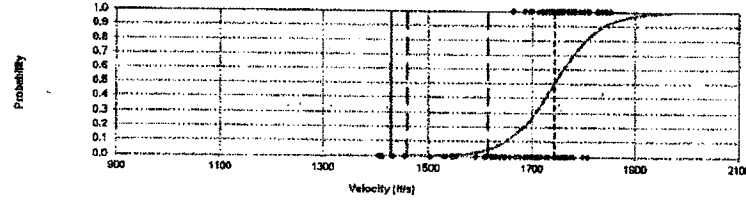
Shot Number	Sample 18			Sample 19			Sample 19			Sample 20			Sample 20		
	Back	Panel	Perf	Front	Panel	Perf	Back	Panel	Perf	Front	Panel	Perf	Back	Panel	Perf
	Avg. Vel. (ft/sec)	Perf (Y/N/No)	Remarks	Avg. Vel. (ft/sec)	Perf (Y/N/No)	Remarks	Avg. Vel. (ft/sec)	Perf (Y/N/No)	Remarks	Avg. Vel. (ft/sec)	Perf (Y/N/No)	Remarks	Avg. Vel. (ft/sec)	Perf (Y/N/No)	Remarks
1	1431	0		1414	0		1434	0		1458	0		1457	0	
2	1546	0		1548	0		1543	0		1549	0		1555	0	
3	1609	0		1622	0		1629	0		1636	0		1628	0	
4	1698	1		1703	0		1715	0		1678	0		1719	0	
5	1848	0		1769	0		1778	0		1785	1		1784	0	
6	1859	0		1832	1		1840	1		1785	1		1655	1	
7	1786	0		1800	1		1785	1		1890	0		1829	1	
8	1801	0		1728	0		1770	0		1701	1		1771	0	
9	1733	0		1758	0		1773	1		1669	0		1764	0	
10	1847	1		1832	1		1755	1		1728	1		1780	0	
11	1811	1		1783	1		1738	1		1857	0		1832	1	
12	1782	1		1795	1		1892	0		1696	1		1784	1	
13															
14															
15															

Summary: Total Usable Shots: 120 Acceptable
 Penetrations (Complete Penetrations): 46 Acceptable
 Stops (Partial Penetrations): 75 Acceptable
 Penetrations below 1460 ft/s: 0 Acceptable

Regression Analysis

Regression Model: Logistic
 Estimated V50: 1745 ft/s
 Estimated V05: 492 m/s (1614 ft/s)
 Probability of perforation at NIJ reference velocity (1430 ft/sec): 0.08% Acceptable

Test Data and Regression Model



Legend:
 • Test Data
 --- V Ref.
 --- V Test + 30
 --- Est. Response
 --- Est. V50
 --- Est. V05

NATIONAL INSTITUTE OF JUSTICE COMPLIANCE TEST REPORT

Threat 1 - Conditioned Armor
 Ammunition: 257 SIG
 Test Velocity: 1410 ± 30 ft/s
 Cond: Conditioned

Shot Number	Sample 25			Sample 25		
	Front Avg. Vel. (ft/sec)	Panel Perf (Y/N/PP)	Remarks	Back Avg. Vel. (ft/sec)	Panel Perf (Y/N/PP)	Remarks
1	1417	0		1435	0	
2	1521	0		1518	0	
3	1623	0		1635	0	
4	1727	0		1733	0	
5	1828	1		1826	0	
6	1784	0		1828	1	
7	1819	0		1897	1	
8	1875	1		1892	0	
9	1808	0		1876	1	
10	1870	1		1852	0	
11	1821	1		1876	1	
12	1768	0		1843	0	
13						
14						
15						

Summary:

Total Usable Shots: 24 Acceptable
 Perforations (CP): 8
 Stops (PP): 16
 Perforations below 1440 ft/s: 0 Acceptable

Estimated V50: 1896 ft/s

Threat 2 - Conditioned Armor
 Ammunition: .44 Mag
 Test Velocity: 1340 ± 30 ft/s
 Cond: Conditioned

Shot Number	Sample 26			Sample 26		
	Front Avg. Vel. (ft/sec)	Panel Perf (Y/N/PP)	Remarks	Back Avg. Vel. (ft/sec)	Panel Perf (Y/N/PP)	Remarks
1	1357	0		1368	0	
2	1436	0		1454	0	
3	1542	0		1524	0	
4	1628	0		1613	0	
5	1685	0		1671	1	
6	1748	1		1629	1	
7	1713	0		1580	0	
8	1798	0		1631	0	
9	1790	0		1673	0	
10	1830	0		1713	0	
11	1906	1		1823	1	
12	1882	1		1749	1	
13						
14						
15						

Summary:

Total Usable Shots: 24 Acceptable
 Perforations (CP): 7
 Stops (PP): 17
 Perforations below 1370 ft/s: 0 Acceptable

Estimated V50: 1778 ft/s

Overall Ballistic Limit Summary

Perforations below Vref + 30 ft/sec: 0 This requirement is for all Ballistic Limit tested samples - New and Conditioned
 This armor model meets the low perforation velocity performance requirements of NIJ Standard-0101.06 Section 7.9.5.

Probability of perforation at the P-BFS reference velocity
 Threat 1: 0.02% This requirement is for New armors only
 Threat 2: 0.08%

This armor model meets the estimated V05 performance requirements of NIJ Standard-0101.06 Section 7.9.5.



U.S. Department of Justice

Office of Justice Programs

National Institute of Justice

Washington, D.C. 20530

July 22, 2013

Sam White
Executive Vice President
Point Blank Enterprises, Inc.
2102 SW 2nd Street
Pompano Beach, FL 33069

Notice of Compliance with NIJ Standard-0101.06

Body Armor Model Designation: AXIII AF
NIJ Compliance Status Expires: July 22, 2018

Dear Mr. White:

We have completed our evaluation of the body armor model identified above that was submitted to the National Institute of Justice's (NIJ's) Voluntary Body Armor Compliance Testing Program. We are pleased to inform you that the above body armor model satisfies the requirements of NIJ Standard-0101.06 and the Compliance Testing Program.

We also received your completed declaration concerning the model noted above and your agreement to participate in the conformity assessment follow-up process.

The body armor model details are listed on the NIJ Compliant Products List available at www.justnet.org/CTP.

You are now authorized to place the NIJ Statement of Compliance on the labels of this body armor model and all subsequent production units. The Statement of Compliance shall read:

"This model of armor has been determined to comply with NIJ Standard-0101.06 by the NIJ Compliance Testing Program and is listed on the NIJ Compliant Products List."

All compliance requirements, as identified by the *NIJ Body Armor Compliance Testing Program Administrative Manual* and the *Ballistic Body Armor Applicant Package*, must be maintained as long as the NIJ Statement of Compliance is displayed on this armor model's labels. If, at any time, the compliance status of this armor model is changed, the NIJ Statement of Compliance shall cease to be used as of the date of the status change.

Sincerely,

Michael K. O'Shea
Law Enforcement Program Manager
US Department of Justice
OJP/NIJ/OST/Operational Technologies Division

NATIONAL INSTITUTE OF JUSTICE
COMPLIANCE TEST REPORT

NVLAP Lab Code: 200620-0

Test Laboratory Name: Chesapeake Testing
Report Identification Number: 2051-106
Issue / Revision Number:

Penetration and BFS Summary Data

Test ID: PBS09-002053
Manufacturer: Point Blank Enterprises

Report Date: 05/17/13
NIJ Armor Type: 3A

Ammunition: .357 SIG 125/FMJ Threat 1 - New Armor Test Velocity: 1470 ± 30 ft/s Conditioning: New

Shot Number	Sample 1 Size: C-1				Sample 2 Size: C-1				
	Avg. Vel. (ft/sec)	Perf (Y=1/N=0)	BFS (mm)	Note	Avg. Vel. (ft/sec)	Perf (Y=1/N=0)	BFS (mm)	Note	
1	1466	0	26.8		1463	0	31.9		
2	1479	0	27.3		1480	0	34.7		
3	1474	0	30		1474	0	33.2		
4	1466	0	g		1479	0	g		
5	1479	0			1486	0			
6	1466	0			1478	0			
7									
8									
Summary:		Perforations: 0 (Pass)	Maximum BFS: 34.7 mm	BFS Statistics: Count: 12		Average: 31.03 mm	St. Dev: 2.434 mm	Pass - No BFS greater than 44 mm	

Shot Number	Sample 3 Size: C-5				Sample 4 Size: C-5				
	Avg. Vel. (ft/sec)	Perf (Y=1/N=0)	BFS (mm)	Note	Avg. Vel. (ft/sec)	Perf (Y=1/N=0)	BFS (mm)	Note	
1	1489	0	24.1		1467	0	27.2		
2	1487	0	30.1		1482	0	28.7		
3	1490	0	27.3		1485	0	28.3		
4	1491	0	g		1482	0	g		
5	1482	0			1473	0			
6	1479	0			1491	0			
7									
8									
Summary:		Perforations: 0 (Pass)	Maximum BFS: 30.1 mm	BFS Statistics: Count: 12		Average: 27.77 mm	St. Dev: 1.6222 mm	Pass - No BFS greater than 44 mm	

Ammunition: 44 Mag 240S JHP Threat 2 - New Armor Test Velocity: 1430 ± 30 ft/s Conditioning: New

Shot Number	Sample 5 Size: C-1				Sample 6 Size: C-1				
	Avg. Vel. (ft/sec)	Perf (Y=1/N=0)	BFS (mm)	Note	Avg. Vel. (ft/sec)	Perf (Y=1/N=0)	BFS (mm)	Note	
1	1418	0	38.5		1425	0	36		
2	1438	0	38.7		1429	0	36		
3	1437	0	35.4		1430	0	36.8		
4	1424	0	g		1400	0	g		
5	1446	0			1426	0			
6									
7									
8									
Summary:		Perforations: 0 (Pass)	Maximum BFS: 46.2 mm	BFS Statistics: Count: 12		Average: 38.88 mm	St. Dev: 3.0328 mm	Pass - BFS within Tolerance Limit Upper Tolerance Limit (80%/95%): 42.8 mm	

Shot Number	Sample 7 Size: C-5				Sample 8 Size: C-5				
	Avg. Vel. (ft/sec)	Perf (Y=1/N=0)	BFS (mm)	Note	Avg. Vel. (ft/sec)	Perf (Y=1/N=0)	BFS (mm)	Note	
1	1422	0	36.6		1417	0	38.3		
2	1403	0	32.7		1430	0	33.3		
3	1404	0	34.9		1425	0	35.2		
4	1427	0	g		1415	0	33.6		
5	1417	0			1415	0	g		
6	1426	0			1418	0			
7					1420	0			
8									
Summary:		Perforations: 0 (Pass)	Maximum BFS: 38.3 mm	BFS Statistics: Count: 12		Average: 35.41 mm	St. Dev: 1.8993 mm	Pass - No BFS greater than 44 mm	

(Pass - No BFS greater than 44 mm)

Threat 1 - Conditioned Armor

NATIONAL INSTITUTE OF JUSTICE
COMPLIANCE TEST REPORT

NVLAP Lab Code: 200820-0

Test Laboratory Name: Chesapeake Testing
Report Identification Number: 2051-108
Issue / Revision Number: _____

Penetration and BFS Summary Data

Test ID: PBS09-002053
Manufacturer: Point Blank Enterprises

Report Date: 05/17/13
NIJ Armor Type: 3A

Ammunition: .357 SIG 125/FMJ

Test Velocity: 1410 ± 30 ft/s

Conditioning: Conditioned

Shot Number	Sample 21 Size: C-1				Sample 22 Size: C-5			
	Front Panel		Back Panel		Front Panel		Back Panel	
	Avg. Vel. (ft/sec)	Perf (Y=1/N=0)	BFS (mm)	Note	Avg. Vel. (ft/sec)	Perf (Y=1/N=0)	BFS (mm)	Note
1	1432	0	21.1		1402	0	30.8	
2	1418	0	28.6		1425	0	29.3	
3	1364	0	26.1		1426	0	30.3	
4	1395	0			1405	0		
5	1405	0			1403	0		
6	1403	0			1415	0		
7								
8								
Summary: Perforations: 0 (Pass) Maximum BFS: 30.8 mm (no requirement)								

Ammunition: .44 Mag 240/S&HP

Threat 2 - Conditioned Armor
Test Velocity: 1340 ± 30 ft/s

Conditioning: Conditioned

Shot Number	Sample 23 Size: C-1				Sample 24 Size: C-5			
	Front Panel		Back Panel		Front Panel		Back Panel	
	Avg. Vel. (ft/sec)	Perf (Y=1/N=0)	BFS (mm)	Note	Avg. Vel. (ft/sec)	Perf (Y=1/N=0)	BFS (mm)	Note
1	1342	0	35.3		1363	0	40.8	
2	1333	0	36.3		1340	0	34.9	
3	1319	0	36.1		1323	0	34.9	
4	1333	0			1332	0		
5	1338	0			1321	0		
6								
7								
8								
Summary: Perforations: 0 (Pass) Maximum BFS: 40.8 mm (no requirement)								

Overall P-BFS Summary

Perforations: This requirement is for all P-BFS tested samples - New and Conditioned
0 This armor model meets the perforation performance requirements of NIJ Standard-0101.06 Section 7.8.8.

Backface Signature: This requirement is for New armors only

Maximum BFS: 46.2 mm Maximum Upper Tolerance Limit (80% probability with 95% confidence): 42.8 mm
This armor model meets the BFS performance requirements of NIJ Standard-0101.06 Section 7.8.8 Item b.

NATIONAL INSTITUTE OF JUSTICE
COMPLIANCE TEST REPORT

NVLAP Lab Code: 200820-0

Test Laboratory Name: Chesapeake Testing
Report Modification Number: 2051-108
Issue / Revision Number:

Ballistic Limit Summary Data

Report Date: 09/17/13

Manufacturer: Point Blank Enterprises

NIJ Armor Type: 3A

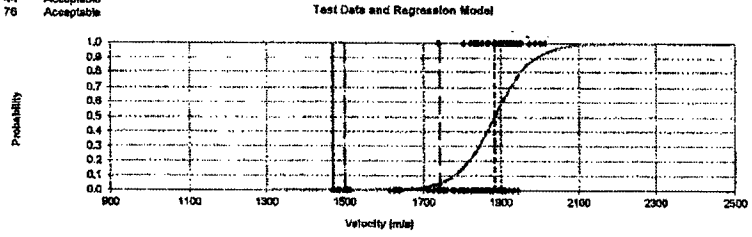
Ammunition: 357 SIG 125FMJ Threat 1 - New Armor Test Velocity: 1470 ± 30 ft/s Conditioning: New

Shot Number	Sample 11			Sample 11			Sample 12			Sample 12			Sample 13		
	Front Panel	Perf	Remarks	Front Panel	Perf	Remarks	Front Panel	Perf	Remarks	Back Panel	Perf	Remarks	Front Panel	Perf	Remarks
	Avg. Vel. (ft/sec)	Part (Y=1/N=0)		Avg. Vel. (ft/sec)	Part (Y=1/N=0)		Avg. Vel. (ft/sec)	Part (Y=1/N=0)		Avg. Vel. (ft/sec)	Part (Y=1/N=0)		Avg. Vel. (ft/sec)	Part (Y=1/N=0)	
1	1473	0		1466	0		1499	0		1509	0	V out of Range	1484	0	
2	1615	0		1627	0		1626	0		1633	0		1633	0	
3	1739	0		1748	0		1749	0		1757	0		1727	0	
4	1831	1		1837	1		1851	0		1838	0		1852	0	
5	1780	0		1775	0		1942	1		1922	0		1943	1	
6	1834	0		1870	1		1897	1		1875	1		1901	0	
7	1825	0		1793	0		1842	1		1831	0		1954	1	
8	1881	0		1841	0		1833	0		1931	1		1904	0	
9	1886	1		1871	0		1865	1		1892	0		1932	0	
10	1870	0		1906	0		1930	0		1945	0		1990	1	
11	1898	1		1912	1		1873	0		1848	1		1954	1	
12	1896	0		1903	1		1808	1		1936	1		1936	1	
13															
14															
15															

Shot Number	Sample 13			Sample 14			Sample 14			Sample 15			Sample 15		
	Back Panel	Perf	Remarks	Front Panel	Perf	Remarks	Back Panel	Perf	Remarks	Front Panel	Perf	Remarks	Back Panel	Perf	Remarks
	Avg. Vel. (ft/sec)	Part (Y=1/N=0)		Avg. Vel. (ft/sec)	Part (Y=1/N=0)		Avg. Vel. (ft/sec)	Part (Y=1/N=0)		Avg. Vel. (ft/sec)	Part (Y=1/N=0)		Avg. Vel. (ft/sec)	Part (Y=1/N=0)	
1	1492	0		1489	0		1508	0	V out of Range	1606	0	V out of Range	1515	0	V out of Range
2	1628	0		1638	0		1642	0		1642	0		1626	0	
3	1713	0		1752	0		1639	0		1754	0		1740	1	
4	1847	0		1836	1		1848	0		1828	0		1712	0	
5	1924	1		1801	0		1934	0		1816	1		1762	0	
6	1926	0		1870	0		2014	1		1879	0		1805	0	
7	1947	1		1902	1		1950	1		1829	1		1838	0	
8	1907	1		1898	1		2004	1		1823	1		1809	0	
9	1897	1		1822	1		1914	1		1859	0		1947	1	
10	1823	0		1782	0		1886	1		1825	1		1863	0	
11	1931	1		1812	0		1803	1		1853	1		1835	1	
12	1803	0		1873	0		1794	0		1814	0		1822	0	
13															
14															
15															

Summary: Total Usable Shots: 120 Acceptable
 Penetrations (Complete Penetrations): 44 Acceptable
 Stops (Partial Penetrations): 76 Acceptable
 Performances below 1500 ft/s: 0 Acceptable

Regression Analysis
 Regression Model: Logistic
 Estimated V50: 1884 ft/s
 Estimated V05: 631 ft/s (1742 ft/s)
 Probability of perforation at NIJ reference velocity (1470 ft/sec): 0.02% Acceptable



Legend:
 • Test Data
 --- V Ref
 --- V Test + 30
 --- Est. Response
 --- Est. V50
 --- Est. V05

NATIONAL INSTITUTE OF JUSTICE COMPLIANCE TEST REPORT

NVLAP Lab Code: 200820-0

Test Laboratory Name: Chesapeake Testing Report Identification Number: 2031-106 Issue / Revision Number:

Ballistic Limit Summary Data

Manufacturer: Point Blank Enterprises

Report Date: 05/17/13

NJ Armor Type: 3A

Ammunition: 44 Mag 240SJHP

Threat 2 - New Armor Test Velocity: 1450 ± 30 ft/s

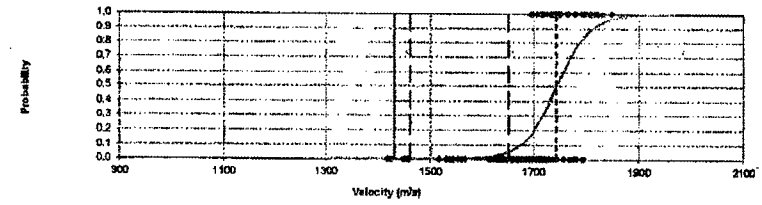
Conditioning: New

Table with columns for Shot Number, Sample (16-20), Front/Back Panel, Avg. Vel. (ft/sec), Perf. (Y/N/NA), and Remarks. It contains 15 rows of test data for each sample.

Summary: Total Usable Shots: 120 Acceptable; Penetrations (Complete Penetrations): 43 Acceptable; Stops (Partial Penetrations): 77 Acceptable; Penetrations below 1450 ft/s: 0 Acceptable

Regression Analysis Logistic Regression Model; Estimated V50: 1744 ft/s; Estimated V05: 503.7 m/s (1653) ft/s; Probability of perforation at NIJ reference velocity (1450 ft/sec): 0.00% Acceptable

Test Data and Regression Model



Legend: Test Data, V Ref, V Test + 30, Est. Response, Est. V50, Est. V05

NATIONAL INSTITUTE OF JUSTICE
COMPLIANCE TEST REPORT

NVLAP Lab Code: 200520

Test Laboratory Name: Chesapeake Testing
Report Identification Number: 2091-108
Issue / Revision Number:

Ballistic Limit Summary Data

Report Date: 05/17/13

Manufacturer: Point Blank Enterprises

NJ Armor Type: 3A

Threat 1 - Conditioned Armor
Ammunition: 357 SIG 128FMJ
Test Velocity: 1410 ± 30 ft/s Cond: Conditioned

Shot Number	Sample 25			Sample 25		
	Front Avg. Vel. (ft/sec)	Panel Perf (Y/N/ND)	Remarks	Back Avg. Vel. (ft/sec)	Panel Perf (Y/N/ND)	Remarks
1	1426	0		1387	0	
2	1512	0		1503	0	
3	1674	0		1622	0	
4	1767	0		1724	0	
5	1832	?		1786	0	
6	1792	0		1881	0	
7	1836	1		1946	0	
8	1789	0		1857	1	
9	1838	0		1985	1	
10	1869	0		1920	1	
11	1961	1		1871	1	
12	1912	0		1859	1	
13						
14						
15						

Summary:

Total Usable Shots:	24	Acceptable
Perforations (CP):	8	
Stops (PP):	16	
Perforations below 1440 ft/s:	0	Acceptable

Estimated V50: 1852 ft/s

Threat 2 - Conditioned Armor
Ammunition: 44 Mag 240S JHP
Test Velocity: 1340 ± 30 ft/s Cond: Conditioned

Shot Num	Sample 26			Sample 25		
	Front Avg. Vel. (ft/sec)	Panel Perf (Y/N/ND)	Remarks	Back Avg. Vel. (ft/sec)	Panel Perf (Y/N/ND)	Remarks
1	1365	0		1301	0	1/2 out of Range
2	1411	0		1425	0	
3	1516	0		1511	0	
4	1580	0		1601	0	
5	1681	1		1694	0	
6	1609	0		1774	1	
7	1666	0		1751	1	
8	1693	0		1694	0	
9	1739	0		1746	1	
10	1773	0		1696	1	
11	1791	1		1661	1	
12	1764	1		1617	0	
13						
14						
15						

Summary:

Total Usable Shots:	24	Acceptable
Perforations (CP):	8	
Stops (PP):	16	
Perforations below 1370 ft/s:	0	Acceptable

Estimated V50: 1711 ft/s

Overall Ballistic Limit Summary

Perforations below Vref + 30 ft/sec: 0 This requirement is for all Ballistic Limit tested samples - New and Conditioned
 This armor model meets the low perforation velocity performance requirements of NJ Standard-0101.06 Section 7.8.5.

Probability of perforation at the P-BFS reference velocity This requirement is for New armors only
 Threat 1: 0.02%
 Threat 2: 0.00%

This armor model meets the estimated V05 performance requirements of NJ Standard-0101.06 Section 7.8.5.

BENCHMARK V50 TESTING REPORT
SP2 LE AND AX IIIA
MALE AND FEMALE

CITY OF SAN ANTONIO
REQUEST FOR OFFER
NO.: 6100004600

Research and Development
Product Specification Form

SP+2LE BALLISTIC SYSTEM
LEVEL II MALE

Revision: 05/07/2014

NIJ Certification

SP+2LE satisfies the requirements of NIJ-Standard-0101.06 Level II and the Compliance Testing Program.

SP+2LE weight is 0.80 pounds per square foot. Thickness is 0.19 inches.

NIJ Compliance Test Data - Protection Level Specifications

Threat 1 - Low Caliber

Model/Test ID #	Cert Size (C1-C5)	New 9mm V50 (fps/mps)		Conditioned 9mm V50 (fps/mps)		New 9mm BFS (mm/in)		Conditioned 9mm BFS (mm/in)		Certification Date	Pass (Yes/No)
	C1	1775	541	1666	508	33.60	1.32	31.17	1.23	01/25/2012	Y
	C5					31.20	1.23	31.33	1.23		

Threat 2 - High Caliber

Model/Test ID #	Cert Size (C1-C5)	New 357Mag V50 (fps/mps)		Conditioned 357Mag V50 (fps/mps)		New 357Mag BFS (mm/in)		Conditioned 357Mag BFS (mm/in)		Certification Date	Pass (Yes/No)
	C1	1708	521	1665	508	35.50	1.40	37.33	1.47	01/25/2012	Y
	C5					34.10	1.34	36.00	1.42		

Special Threat Test Summary Results (V50)

Model/Test ID #	FBI Compliant	9mm FMJ Clay V50	9mm FMJ Air V50	2gr. RCC	4gr. RCC	16gr. RCC	64gr. RCC	Glow
	Yes	1838	1796	2678	2410	1977	1527	Clay
				2721 (a)	2371	2058 (a)	1757 (a)	Air



Research and Development

Product Specification Form

441023

Ballistic Panel Materials

All materials shall be new without flaws that affect appearance, durability, and function. The ballistic panels shall be constructed of a matrix of Woven Aramid and UD Polyethylene fabrics. No other ballistic material shall be used.

Ballistic Panel Cover Material

Each ballistic panel shall be covered in 100% weldable Nylon 210D double wall Ripstop with TPU coating.

Panel Construction

All submitted vests shall have uniform layer count throughout the entire ballistic panel. If not, the vests shall be rejected.

Special Threat Testing

SP+2LE has been tested in accordance with the FBI Body Armor Test Protocol requirements at an NIJ independent ballistic laboratory. The threats used for the ballistic resistance test were:

- 9-mm, 124-grain full metal jacketed (FMJ) projectiles
- 9-mm +P+, 127-grain supreme expansion technology (SXT) projectiles
- 9-mm, 147-grain jacketed hollow point (JHP) projectiles
- 40-cal., 165-grain S&W speer gold dot hollow point (GDHP) projectiles
- .45 Auto, 230-grain brass jacketed hollow point (BJHP) projectiles

The SP+2LE has also been tested in accordance with MIL-STD-662F Body Armor Test Protocol. The threats used for the ballistic limit (V_{50}) test were:

- 2-, 4-, 16-, and 64-grain right circular cylinder (RCC) projectiles
- 9-mm, 124-grain full metal jacketed (FMJ) projectiles

All projectiles were fired from a universal receiver, which was fitted with the appropriate barrel and mounted on a Chesapeake Testing mount.

i The areal density of ballistic materials, specially para-aramid, for ballistic and stab/spike resistance systems may be affected by as much as 10% by ambient atmospheric conditions including, but not limited to relative humidity and temperature. Therefore, when calculating areal density of ballistic systems PBE, Inc. uses "dry weight." Dry weight is defined as the areal density of the fabric after all moisture has been removed from the material.

Research and Development
Product Specification Form

441023

SP+2FLE BALLISTIC SYSTEM
LEVEL II FEMALE

Revision: 05/07/2014

NIJ Certification

SP+2FLE satisfies the requirements of NIJ-Standard-0101.06 Level II and the Compliance Testing Program.

SP+2FLE weight is 0.79 pounds per square foot. Thickness is 0.19 inches.

NIJ Compliance Test Data - Protection Level Specifications

Threat 1 - Low Caliber

Model/Test ID #	Cert Size (C1-C5)	New 9mm V50 (fps/mps)		Conditioned 9mm V50 (fps/mps)		New 9mm BFS (mm/in)		Conditioned 9mm BFS (mm/in)		Certification Date	Pass (Y/N)
	C1	1697	517	1695	517	29.70	1.17	31.83	1.25	06/04/2012	Y
	C5					28.00	1.10	29.17	1.15		

Threat 2 - High Caliber

Model/Test ID #	Cert Size (C1-C5)	New 357Mag V50 (fps/mps)		Conditioned 357Mag V50 (fps/mps)		New 357Mag BFS (mm/in)		Conditioned 357Mag BFS (mm/in)		Certification Date	Pass (Yes/No)
	C1	1634	498	1638	499	33.90	1.33	35.17	1.38	06/04/2012	Y
	C5					31.80	1.25	34.50	1.36		

Ballistic Panel Materials

All materials shall be new without flaws that affect appearance, durability, and function. The ballistic panels shall be constructed of a matrix of Woven Aramid and UD Polyethylene fabrics. No other ballistic material shall be used.

Ballistic Panel Cover Material

Each ballistic panel shall be covered in 100% weldable Nylon 210D double wall Ripstop with TPU coating.

Panel Construction

All submitted vests shall have uniform layer count throughout the entire ballistic panel. If not, the vests shall be rejected.

i The areal density of ballistic materials, specially para-aramid, for ballistic and stab/spike resistance systems may be affected by as much as 10% by ambient atmospheric conditions including, but not limited to relative humidity and temperature. Therefore, when calculating areal density of ballistic systems PBE, Inc. uses "dry weight." Dry weight is defined as the areal density of the fabric after all moisture has been removed from the material.



Research and Development
Product Specification Form

441023

AX-SERIES BALLISTIC SYSTEM
LEVEL IIIA FEMALE AXIII AF

Revision: 05/09/2014

NIJ Certification

AXIII AF satisfies the requirements of NIJ-Standard-0101.06 Level IIIA and the Compliance Testing Program.

AXIII AF weight is 0.87 pounds per square foot. Thickness is 0.20 inches.

NIJ Compliance Test Data - Protection Level Specifications

Threat 1 - Low Caliber

Model/ Test ID #	Cert Size (C1-C5)	New 357 Sig V50 (fps / mps)		Conditioned 357 Sig V50 (fps / mps)		New 357 Sig BFS (mm / in)		Conditioned 357 Sig BFS (mm / in)		Certification Date	Bury (Yes/No)
	C1	1884	574	1882	574	31.03	1.22	27.65	1.09	07/22/2013	Y
	C5					27.77	1.09	27.70	1.09		

Threat 2 - High Caliber

Model/ Test ID #	Cert Size (C1-C5)	New 44mag V50 (fps / mps)		Conditioned 44mag V50 (fps / mps)		New 44mag BFS (mm / in)		Conditioned 44mag BFS (mm / in)		Certification Date	Bury (Yes/No)
	C1	1744	532	1711	522	38.88	1.53	36.38	1.43	07/22/2013	Y
	C5					35.41	1.39	33.48	1.32		

Ballistic Panel Materials

All materials shall be new without flaws that affect appearance, durability, and function. The ballistic panels shall be constructed of a matrix of Woven Aramid and UD Polyethylene fabrics. No other ballistic material shall be used.

Ballistic Panel Cover Material

Each ballistic panel shall be covered in 100% weldable Nylon 210D double wall Ripstop with TPU coating.

Panel Construction

All submitted vests shall have uniform layer count throughout the entire ballistic panel. If not, the vests shall be rejected.

i The areal density of ballistic materials, specially para-aramid, for ballistic and stab/spike resistance systems may be affected by as much as 10% by ambient atmospheric conditions including, but not limited to relative humidity and temperature. Therefore, when calculating areal density of ballistic systems PBE, Inc. uses "dry weight." Dry weight is defined as the areal density of the fabric after all moisture has been removed from the material.



Research and Development
Product Specification Form

441023

AX-SERIES BALLISTIC SYSTEM
LEVEL IIIA MALE AXIIIA

Revision: 05/09/2014

NIJ Certification

AXIIIA satisfies the requirements of NIJ-Standard-0101.06 Level IIIA and the Compliance Testing Program.

AXIIIA weight is 0.87 pounds per square foot. Thickness is 0.20 inches.

NIJ Compliance Test Data - Protection Level Specifications

Threat 1 - Low Caliber

Model / Test ID #	Cert Size (C1-C5)	New 357 Sig V50 (fps/mps)		Conditioned 357 Sig V50 (fps/mps)		New 357 Sig BFS (mm/in)		Conditioned 357 Sig BFS (mm/in)		Certification Date	Body (Yes/No)
	C1	1870	570	1855	566	29.76	1.17	30.60	1.20	10/08/2013	Y
	C5					28.31	1.11	29.42	1.16		

Threat 2 - High Caliber

Model / Test ID #	Cert Size (C1-C5)	New 44mag V50 (fps/mps)		Conditioned 44mag V50 (fps/mps)		New 44mag BFS (mm/in)		Conditioned 44mag BFS (mm/in)		Certification Date	Body (Yes/No)
	C1	1745	532	1770	540	39.18	1.54	40.30	1.59	10/08/2013	Y
	C5					33.81	1.33	36.08	1.42		

Special Threat Test
Summary Results (V50)

Model / Test ID #	FBI Compliant	DEA Compliant	2gr. RCC	4gr. RCC	16gr. RCC	17 gr. FSP	64 gr. RCC	Clay/Air
AXIIIA	Yes	Yes	2880	2601	2099	N/A	1772	Clay
			3074	2721	2306	2114	1876	Air



Research and Development

Product Specification Form

441023

Ballistic Panel Materials

All materials shall be new without flaws that affect appearance, durability, and function. The ballistic panels shall be constructed of a matrix of Woven Aramid and UD Polyethylene fabrics. No other ballistic material shall be used.

Ballistic Panel Cover Material

Each ballistic panel shall be covered in 100% weldable Nylon 210D double wall Ripstop with TPU coating.

Panel Construction

All submitted vests shall have uniform layer count throughout the entire ballistic panel. If not, the vests shall be rejected.

Special Threat Testing

AXIIIA has been tested in accordance with the FBI Body Armor Test Protocol requirements at an NIJ independent ballistic laboratory. The threats used for this ballistic resistance test were:

- 9-mm NATO, 124-grain full metal jacketed (FMJ) projectiles
- .40-cal., 165-grain S&W speer gold dot hollow point (GDHP) projectiles
- .45 Auto, 230-grain brass jacketed hollow point (BJHP) projectiles
- 9-mm, 147-grain jacketed hollow point (JHP) projectiles
- 9-mm, 127-grain supreme expansion technology (SXT) projectiles

Projectiles were fired from a universal receiver which was fitted with the appropriate barrel and mounted on a Chesapeake Testing mount; unless noted as a contact shot in which projectiles were fired from the appropriate hand gun.

The AXIIIA has also been tested in compliance with the DEA Test Protocol requirements.

i The areal density of ballistic materials, specially para-aramid, for ballistic and stab/spike resistance systems may be affected by as much as 10% by ambient atmospheric conditions including, but not limited to relative humidity and temperature. Therefore, when calculating areal density of ballistic systems PBE, Inc. uses "dry weight." Dry weight is defined as the areal density of the fabric after all moisture has been removed from the material.

LOT TESTING DATA
SP2 LE AND AX IIIA

CITY OF SAN ANTONIO
REQUEST FOR OFFER
NO.: 6100004600



R and D Lab
BALLISTIC TEST REPORT
 2102 SW 2nd St, Pompano Beach, FL 33069

821027

Test Date:	05/27/2014	Test Type:	V50	Standard:	NJ 0101.06
Project Name:	DSM SB70 Material Lot Test	Project #:	16054	Record #:	33851
	SAMPLE		BALLISTIC THREAT		RANGE
Sample #:	1	Weapon:	Universal Receiver	Muzzle / Target:	15.3
Size (In):	15X15	Projectile:	9mm (.357) FMJ	Muzzle / Scr.#1:	5.3
Type of Work (R&D-QC):	QC	Weight (gr):	124	Scr.#1 / Scr.#2:	5.0
Serial #:	n/a	Powder:	ACCURATE, NO. 2	Scr.#2 / Target:	5.0
Ballistic Model:	n/a	Barrel Len (In):	10	Mid / Target:	7.5
Total Weight (lbs):	1.23	Obliquity (°):	0	Rel H (%):	55.3
Total Thickness (In):	0.2	Range #:	1	Ambient T (°F):	71.0
Total BAW (psf):	0.74	Shooter:	Andres Botero	Clay T (°F):	100.0
Ballistic Covering:	RipStop	Recorder:	Elvis Creese	Clay Calib (mm):	22-21-19-20-18
Minimum v50:	1692			Clay Avg (mm):	20

	Modal Construction					
	Strike Face	Fabric 1	Fabric 2	Fabric 3	Fabric 4	Body Side
# of Plies:	20					
Vendor:	DSM					
Style #:	SB70					
PBSI Fabric ID:	DSB70UD63					
Fiber:	Dyneema					
Denier:	n/a					
Pick:	UD0/90/0/90					
Weave:	UDx2					
Finish:	n/a					
Lot#:	16054					
Roll#:	2200046706					
oz/yd ² :	5.34					
Total Weight (psf):	0.74					
Stitch:	Corners					

Shot #	Powder Charge	Chronograph 1 Velocity (ft./sec.)	Chronograph 2 Velocity (ft./sec.)	Average Velocity (ft./sec.)	Velocity Loss (V _L) (ft./sec.)	Striking velocity (V _s) (ft./sec.)	Results Partial / Complete	In V50 (° = Y) NJ Ang	Deformation (mm) Ply Pen.
1	0.0	1728	1724	1726	0	1726	P		0
2	0.0	1782	1781	1782	0	1782	P		0
3	0.0	1860	1848	1854	0	1854	C	*	0
4	0.0	1807	1798	1803	0	1803	P	*	0
5	0.0	1832	1821	1827	0	1827	C	*	0
6	0.0	1835	1834	1835	0	1835	C	*	0
7	0.0	1796	1791	1794	0	1794	P	*	0
8	0.0	1815	1808	1812	0	1812	P	*	0

RESULTS:	V50	High Partial	Low Complete	Range of Results	Range of Mixed Results	Average Deformation
(fps):	1820	1812	1826	60	0	0 (mm)

Remark:

These tests were performed in accordance with the specification requirements and the results properly reflect the ballistic performance of the listed sample



R and D Lab
BALLISTIC TEST REPORT
 2102 SW 2nd St, Pompano Beach, FL 33069

821027

Test Date:	06/11/2014	Test Type:	V50	Standard:	NIJ 0101.06
Project Name:	HW SA4144 Lot Test	Project #:	Lot 140107	Record #:	34006
	SAMPLE		BALLISTIC THREAT		RANGE
Sample #:	1	Weapon:	Universal Receiver	Muzzle / Target:	15.3
Size (in):	15X15	Projectile:	9mm (.357) FMJ	Muzzle / Scr.#1:	6.3
Type of Work (R&D-QC):	QC	Weight (gr):	124	Scr.#1 / Scr.#2:	5.0
Serial #:	n/a	Powder:	ACCURATE, NO. 2	Scr. #2 / Target:	5.0
Ballistic Model:	n/a	Barrel Len (in):	10	Mid / Target:	7.6
Total Weight (lbs):	1.29	Obliquity (°):	0	Rel H (%):	58.1
Total Thickness (in):	0.2	Range #:	1	Ambient T (°F):	70.3
Total BAW (psf):	0.76	Shooter:	Andres Botero	Clay T (°F):	100.0
Ballistic Covering:	RipStop	Recorder:	Elvis Creese	Clay Calib (mm):	20-20-19-19
Minimum v50:	1652			Clay Avg (mm):	19

	Strike Face		Modal Construction			Body Side	
	Fabric 1	Fabric 2	Fabric 3	Fabric 4	Fabric 5	Fabric 6	
# of Plies:	21						
Vendor:	Honeywell						
Style #:	SA-4144						
PBSI Fabric ID:	HWSS4144UD63						
Fiber:	Spectra						
Denier:	n/a						
Pick:	UD0/90						
Weave:	UD						
Finish:	n/a						
Lot#:	140107						
Roll#:	21401224						
oz/yd ² :	5.22						
Total Weight (psf):	0.76						
Stitch:	Corners						

Shot #	Powder Charge	Chronograph 1 Velocity (ft./sec.)	Chronograph 2 Velocity (ft./sec.)	Average Velocity (ft./sec.)	Velocity Loss (V _L) (ft./sec.)	Striking velocity (V _s) (ft./sec.)	Results Partial / Complete	In V50 (* = Y) NIJ Ang	Deformation (mm) Ply Pen.
1	0.0	1706	1703	1704	0	1704	C	.	0
2	0.0	1657	1656	1656	0	1656	P	.	0
3	0.0	1697	1696	1696	0	1696	P	.	0
4	0.0	1756	1752	1754	0	1754	P	.	0
5	0.0	1802	1799	1800	0	1800	C	.	0
6	0.0	1756	1754	1755	0	1755	P	.	0
7	0.0	1801	1800	1800	0	1800	P	.	0
8	0.0	1764	1761	1762	0	1762	C	.	0

RESULTS:	V50	High Partial	Low Complete	Range of Results	Range of Mixed Results	Average Deformation
(fps):	1763	1800	1704	96	96	8 (mm)

Remark:

These tests were performed in accordance with the specification requirements and the results properly reflect the ballistic performance of the listed sample

Document Title: Ballistic Test Report
 Effective Date: 12/06/2006
 Revision: 0

CONFIDENTIAL
 Print Date: 6/12/2014

Document #: 821027
 Revision Date: 10/21/2013



R and D Lab
BALLISTIC TEST REPORT
 2102 SW 2nd St, Pompano Beach, FL 33069

821027

Test Date: 04/28/2014
 Project Name: JPS 767 Lot Test

Test Type: V50
 Project #: Lot 106121

Standard: NIJ 0101.06
 Record #: 33578

SAMPLE
 Sample #: 3
 Size (in): 15X15
 Type of Work (R&D-QC): QC
 Serial #: n/a
 Ballistic Model: n/a
 Total Weight (lbs): 1.28
 Total Thickness (in): 0.18
 Total BAW (psf): 0.75
 Ballistic Covering: RipStop
 Minimum v50: 1415

BALLISTIC THREAT
 Weapon: Universal Receiver
 Projectile: 9mm (.357) FMJ
 Weight (gr): 124
 Powder: ACCURATE, NO. 2
 Barrel Len (in): 10
 Obliquity (°): 0
 Range #: 1
 Shooter: Andres Botero
 Recorder: Jesus Hernandez

RANGE
 Muzzle / Target: 15.3
 Muzzle / Scr.#1: 5.3
 Scr.#1 / Scr.#2: 5.0
 Scr. #2 / Target: 5.0
 Mid / Target: 7.5
 Rel H (%): 56.0
 Ambient T (°F): 70.4
 Clay T (°F): 99.0
 Clay Calib (mm): 20-21-20-20
 Clay Avg (mm): 20

	Strike Face		Model Construction			Body Side
	Fabric 1	Fabric 2	Fabric 3	Fabric 4	Fabric 5	Fabric 6
# of Piles:	25					
Vendor:	JPS					
Style #:	25008 (767)					
PSI Fabric ID:	JK+6028W83					
Fiber:	Kevlar KM2 +					
Denier:	600					
Pick:	28x28					
Weave:	Plain					
Finish:	WRT					
Lot#:	106121					
Roll#:	462200203					
oz/yd:	4.31					
Total Weight (psf):	0.75					
Stitch:	Corners					

Shot #	Powder Charge	Chronograph 1	Chronograph 2	Average	Velocity	Striking	Results	In V50	Deformation
		Velocity (ft./sec.)	Velocity (ft./sec.)	Velocity (ft./sec.)	Loss (V _L) (ft./sec.)	velocity (V _S) (ft./sec.)	Partial / Complete	(° = Y) NIJ Ang	(mm) Ply Pen.
1	0.0	1513	1512	1512	0	1512	P	.	0
2	0.0	1641	1639	1640	0	1640	C	.	0
3	0.0	1607	1605	1606	0	1606	C	.	0
4	0.0	1556	1555	1556	0	1556	C	.	0
5	0.0	1425	1423	1424	0	1424	P	.	0
6	0.0	1545	1543	1544	0	1544	C	.	0
7	0.0	1527	1526	1527	0	1527	C	.	0
8	0.0	1467	1466	1467	0	1467	C	.	0
9	0.0	1315	1313	1314	0	1314	P	.	0
10	0.0	1399	1398	1399	0	1399	P	.	0
11	0.0	1411	1410	1411	0	1411	C	.	0
12	0.0	1380	1379	1380	0	1380	P	.	0
13	0.0	1414	1413	1414	0	1414	P	.	0

RESULTS:	V50 (fps):	High Partial	Low Complete	Range of Results	Range of Mixed Results	Average Deformation (mm)
	1459	1512	1411	116	102	0

Remark:

These tests were performed in accordance with the specification requirements and the results properly reflect the ballistic performance of the listed sample



R and D Lab
BALLISTIC TEST REPORT
 2102 SW 2nd St, Pompano Beach, FL 33069

821027

Test Date: 03/28/2014
 Project Name: ProSystems Artec 135 Lot Test

Test Type: V50
 Project #: 140024

Standard: NIJ 0101.06
 Record #: 33205

SAMPLE
 Sample #: 1
 Size (in): 15X15
 Type of Work (R&D-QC): QC
 Serial #: n/a
 Ballistic Model: n/a
 Total Weight (lbs): 1.28
 Total Thickness (in): 0.22
 Total BAW (psf): 0.75
 Ballistic Covering: RipStop
 Minimum v50: 1532

BALLISTIC THREAT
 Weapon: Universal Receiver
 Projectile: 9mm (.357) FMJ
 Weight (gr): 124
 Powder: ACCURATE, NO. 2
 Barrel Len (in): 10
 Obliquity (°): 0
 Range #: 2
 Shooter: Andres Munoz
 Recorder: Andres Munoz

RANGE
 Muzzle / Target: 15.3
 Muzzle / Scr.#1: 5.3
 Scr.#1 / Scr.#2: 5.0
 Scr.#2 / Target: 5.0
 Mid / Target: 7.5
 Rel H (%): 53.6
 Ambient T (°F): 70.8
 Clay T (°F): 97.0
 Clay Calib (mm): 20-18-18-19-18
 Clay Avg (mm): 19

	Strike Face		Model Construction			Body Side
	Fabric 1	Fabric 2	Fabric 3	Fabric 4	Fabric 5	Fabric 6
# of Plies:	27					
Vendor:	Pro Systems					
Style #:	Artec 135 WRT					
PBSI Fabric ID:	PSA5328W63					
Fiber:	Artec					
Denier:	530					
Pick:	28x28					
Weave:	Plain					
Finish:	WRT					
Lot#:	140024					
Roll#:	504					
oz/yd ² :	4					
Total Weight (psf):	0.75					
Stitch:	Comers					

Shot #	Powder Charge	Chronograph 1	Chronograph 2	Average Velocity (ft./sec.)	Velocity Loss (V _L) (ft./sec.)	Striking Velocity (V _s) (ft./sec.)	Results Complete	In V50 Deformation	
		Velocity (ft./sec.)	Velocity (ft./sec.)					(* = Y)	(mm)
1	0.0	1585	1586	1586	0	1586	P	*	0
2	0.0	1695	1696	1695	0	1695	P	*	0
3	0.0	1786	1787	1787	0	1787	C	*	0
4	0.0	1731	1731	1731	0	1731	C	*	0
5	0.0	1686	1686	1686	0	1686	C	*	0
6	0.0	1616	1616	1616	0	1616	P	*	0
7	0.0	1676	1677	1676	0	1676	C	*	0
8	0.0	1627	1628	1628	0	1628	P	*	0

RESULTS:	V50 (fps)	High Partial	Low Complete	Range of Results	Range of Mixed Results	Average Deformation (mm)
	1672	1695	1676	115	19	0

Remark:

These tests were performed in accordance with the specification requirements and the results properly reflect the ballistic performance of the listed sample



R and D Lab
BALLISTIC TEST REPORT
 2102 SW 2nd St, Pompano Beach, FL 33069

821027

Test Date: 05/06/2014
 Project Name: DSM SB115(X152) Lot Test
SAMPLE
 Sample #: 2
 Size (in): 15X15
 Type of Work (R&D-QC): QC
 Serial #: n/a
 Ballistic Model: n/a
 Total Weight (lbs): 1.25
 Total Thickness (in): 0.17
 Total BAW (psf): 0.75
 Ballistic Covering: RipStop
 Minimum v50: 1738

Test Type: V50
 Project #: Lot 25044
BALLISTIC THREAT
 Weapon: Universal Receiver
 Projectile: 9mm (.357) FMJ
 Weight (gr): 124
 Powder: ACCURATE, NO. 2
 Barrel Len (in): 10
 Obliquity (°): 0
 Range #: 1
 Shooter: Andres Botero
 Recorder: Elvis Creese

Standard: NIJ 0101.06
 Record #: 33632
RANGE
 Muzzle / Target: 15.3
 Muzzle / Scr.#1: 5.3
 Scr.#1 / Scr.#2: 5.0
 Scr. #2 / Target: 5.0
 Mid / Target: 7.5
 Rel H (%): 48.0
 Ambient T (°F): 66.3
 Clay T (°F): 98.0
 Clay Calib (mm): 19-19-19-18-21
 Clay Avg (mm): 19

	Strike Face		Model Construction				Body Side	
	Fabric 1	Fabric 2	Fabric 3	Fabric 4	Fabric 5	Fabric 6		
# of Plies:	45							
Vendor:	DSM							
Style #:	SB115 X152							
PBSI Fabric ID:	DX152UD							
Fiber:	Dyneema							
Denier:	n/a							
Pick:	F/0/90/F							
Weave:	UD							
Finish:	n/a							
Lot#:	25044							
Roll#:	2200049060							
oz/yd:	2.39							
Total Weight (psf):	0.75							
Stitch:	Corners							

Shot #	Powder Charge	Chronograph 1	Chronograph 2	Average Velocity (ft./sec.)	Velocity Loss (V _L) (ft./sec.)	Striking Velocity (V _S) (ft./sec.)	Results Partial / Complete	In V50 (* = Y) NIJ Ang	Deformation (mm) Ply Pen.
		Velocity (ft./sec.)	Velocity (ft./sec.)						
1	0.0	1828	1825	1827	0	1827	C	*	0
2	0.0	1763	1760	1761	0	1761	P	*	0
3	0.0	1813	1811	1812	0	1812	P	*	0
4	0.0	1852	1850	1851	0	1851	P	*	0
5	0.0	1904	1902	1903	0	1903	P	*	0
6	0.0	1911	1908	1909	0	1909	P	*	0
7	0.0	1916	1914	1915	0	1915	C	*	0
8	0.0	1925	1923	1924	0	1924	C	*	0

RESULTS:

	V50 (fps)	High Partial	Low Complete	Range of Results	Range of Mixed Results	Average Deformation (mm)
	1888	1909	1827	97	83	0

Remark:

These tests were performed in accordance with the specification requirements and the results properly reflect the ballistic performance of the listed sample



R and D Lab

821027

BALLISTIC TEST REPORT

2102 SW 2nd St, Pompano Beach, FL 33069

Test Date: 05/05/2014
 Project Name: ProSystems Artec 135W Lot Test

Test Type: V50
 Project #: 140024

Standard: NIJ 0101.06
 Record #: 33634

SAMPLE
 Sample #: 2
 Size (in): 15X15
 Type of Work (R&D-QC): QC
 Serial #: n/a
 Ballistic Model: n/a
 Total Weight (lbs): 1.27
 Total Thickness (in): 0.22
 Total BAW (psf): 0.75
 Ballistic Covering: RipStop
 Minimum v50: 1532

BALLISTIC THREAT
 Weapon: Universal Receiver
 Projectile: 9mm (.357) FMJ
 Weight (gr): 124
 Powder: ACCURATE, NO. 2
 Barrel Len (in): 10
 Obliquity (°): 0
 Range #: 2
 Shooter: Andres Munoz
 Recorder: Elvis Creese

RANGE
 Muzzle / Target: 15.3
 Muzzle / Scr.#1: 5.3
 Scr.#1 / Scr.#2: 5.0
 Scr.#2 / Target: 5.0
 Mid / Target: 7.5
 Rel H (%): 49.4
 Ambient T (°F): 66.7
 Clay T (°F): 100.8
 Clay Calib (mm): 22-20-20-22
 Clay Avg (mm): 21

	Strike Face		Model Construction				Body Side	
	Fabric 1	Fabric 2	Fabric 3	Fabric 4	Fabric 5	Fabric 6		
# of Plies:	27							
Vendor:	Pro Systems							
Style #:	Artec 135 WRT							
PBSI Fabric ID:	PSA5328W63							
Fiber:	Artec							
Denier:	530							
Pick:	28x28							
Weave:	Plain							
Finish:	WRT							
Lot#:	140024							
Roll#:	41975							
oz/yd:	4							
Total Weight (psf):	0.75							
Stitch:	Corners							

Shot #	Powder Charge	Chronograph 1	Chronograph 2	Average Velocity (ft./sec.)	Velocity Loss (V _L) (ft./sec.)	Striking Velocity (V _S) (ft./sec.)	Results Partial / Complete	In V50 (* = Y)	Deformation (mm) Ply Pen.
		Velocity (ft./sec.)	Velocity (ft./sec.)						
1	0.0	1645	1646	1646	0	1646	P	*	0
2	0.0	1731	1731	1731	0	1731	C	*	0
3	0.0	1679	1680	1680	0	1680	P	*	0
4	0.0	1721	1721	1721	0	1721	C	*	0
5	0.0	1682	1682	1682	0	1682	P	*	0
6	0.0	1736	1737	1736	0	1736	C	*	0

RESULTS:

	V50 (fps)	High Partial	Low Complete	Range of Results	Range of Mixed Results	Average Deformation (mm)
	1699	1682	1721	91	0	0

Remark:

These tests were performed in accordance with the specification requirements and the results properly reflect the ballistic performance of the listed sample



R and D Lab
BALLISTIC TEST REPORT
 2102 SW 2nd St, Pompano Beach, FL 33069

821027

Test Date: 05/06/2014
 Project Name: DSM SB115(X152) Lot Test

Test Type: V50
 Project #: Lot 25044
BALLISTIC THREAT

Standard: NIJ 0101.06
 Record #: 33640

SAMPLE
 Sample #: 3
 Size (in): 15X15
 Type of Work (R&D-QC): QC
 Serial #: n/a
 Ballistic Model: n/a
 Total Weight (lbs): 1.24
 Total Thickness (in): 0.17
 Total BAW (psf): 0.75
 Ballistic Covering: RipStop
 Minimum v50: 1738

Weapon: Universal Receiver
 Projectile: 9mm (.357) FMJ
 Weight (gr): 124
 Powder: ACCURATE, NO. 2
 Barrel Len (in): 10
 Obliquity (°): 0
 Range #: 1
 Shooter: Andres Botero
 Recorder: Elvis Creese

RANGE
 Muzzle / Target: 15.3
 Muzzle / Scr.#1: 5.3
 Scr.#1 / Scr.#2: 5.0
 Scr.#2 / Target: 5.0
 Mid / Target: 7.5
 Rel H (%): 48.0
 Ambient T (°F): 66.3
 Clay T (°F): 98.0
 Clay Calib (mm): 19-19-19-18-21
 Clay Avg (mm): 19

	Strike Face		Model Construction			Body Side
	Fabric 1	Fabric 2	Fabric 3	Fabric 4	Fabric 5	Fabric 6
# of Plies:	45					
Vendor:	DSM					
Style #:	SB115 X152					
PBSI Fabric ID:	DX152UD					
Fiber:	Dyneema					
Denier:	n/a					
Pick:	F10/90/F					
Weave:	UD					
Finish:	n/a					
Lot#:	25044					
Roll#:	2200049066					
oz/yd ² :	2.39					
Total Weight (psf):	0.75					
Stitch:	Corners					

Shot #	Powder Charge	Chronograph 1	Chronograph 2	Average Velocity (ft./sec.)	Velocity Loss (V _L) (ft./sec.)	Striking Velocity (V _S) (ft./sec.)	Results Partial / Complete	In V50 (* = Y) NIJ Ang	Deformation (mm) Ply Pen.
		Velocity (ft./sec.)	Velocity (ft./sec.)						
1	0.0	1916	1914	1915	0	1915	C	*	0
2	0.0	1881	1879	1880	0	1880	C	*	0
3	0.0	1824	1822	1823	0	1823	P	*	0
4	0.0	1850	1849	1850	0	1850	P	*	0
5	0.0	1878	1875	1877	0	1877	C	*	0
6	0.0	1845	1842	1844	0	1844	P	*	0

RESULTS:	V50 (fps)	High Partial	Low Complete	Range of Results	Range of Mixed Results	Average Deformation (mm)
	1865	1850	1876	92	0	0

Remark:

These tests were performed in accordance with the specification requirements and the results properly reflect the ballistic performance of the listed sample



City of San Antonio Warranty

1. Warranty - Outer Shell Carrier

- 1.1. The outer shell carrier and other non-ballistic components are warranted to be free from material and manufacturing defects for 36 months from the date of issue to the individual user.
- 1.2. During the warranty period, any garment having a manufacturing or material defect, as determined through inspection by an authorized Point Blank representative, will be repaired or replaced at no cost to the customer.
- 1.3. The outer shell carrier warranty shall be void if the product has been altered, abused, or misused, stored improperly, or not cleaned in accordance with cleaning instructions.

2. Warranty - Soft Ballistic Component

- 2.1. The bullet/stab-resistant elements are warranted to perform to their NIJ-certified standard for a period of five years from the date of issue to the individual user.
- 2.2. The bullet/stab-resistant elements of this system have been tested and certified by the National Institute of Justice and passed the compliance requirements of the NIJ Standard for Ballistic Resistance of Personal Body Armor.
- 2.3. The ballistic elements are warranted to be of the same construction and design as the original NIJ certified model listed on the label.
- 2.4. During the warranty period, any soft ballistic component having a manufacturing or material defect, as determined through inspection by an authorized Point Blank Enterprise representative, will be repaired or replaced at no cost to the customer.
- 2.5. Should the soft body armor ballistic panel cover be compromised (cut, torn or frayed), it should not be worn and immediately returned to the manufacturer for inspection and repair. If the damage is the result of normal wear and tear, the damage will be repaired free of charge. If however, the damage is the result of improper care, storage or abuse, determined solely by Point Blank Enterprise, then Point Blank will advise the owner of recommended repair or replacement costs.
- 2.6. The ballistic/stab-resistant elements of this system will reduce the possibility of serious physical injury to the wearer in the areas covered by the ballistic or stab elements.
- 2.7. There should be no expectation of bullet or stab resistance in areas not covered by the ballistic or stab element. The ballistic or stab element is not warranted to be bulletproof or stab proof.

3. This warranty does not cover and is void for:

- Any garment altered or modified in any way other than Point Blank authorized factory alterations.
- Any ballistic or stab element that has been altered or modified in any way other than Point Blank authorized factory alterations.
- Any ballistic or stab element not in a Point Blank outer shell carrier, except as approved by Point Blank.
- Damage as a result of abuse or misuse.
- Damage as a result of improper storage or maintenance.
- Penetrations as a result of ballistic or stab testing.
- The results of any specific ballistic or stab testing.
- Injury as a result of bullets or other projectiles or instruments not impacting the ballistic or stab element.

5. Warranty - Helmet, Blade Plate and Single Curve Ballistic Shield

- 5.1 Refer to the warranty provided by the original equipment manufacturer (OEM) helmet, blade plate and single curve ballistic shield.
 - 5.2 Point Blank Body Armor warranty disclaimer: The ballistic helmet is sold by Point Blank Body Armor "as is." Point Blank Body Armor hereby disclaim and make no express or implied warranties or representations of any kind with respect to the ballistic helmet including, without limitation, its condition, design, quality, capacity, merchantability fitness for any particular purpose, compliance with the requirements of any law, order, rule, regulation, specification, patent, or contract. Point Blank Body Armor shall not be liable for any defect, either latent or patent in the ballistic helmet and shall have no obligation or liability in negligence, strict liability, or other tort.
6. The warranted items herein are expressly in lieu of other warranties, express or implied, including the implied warranties of merchantability, fitness for particular purpose and other warranties arising from a course of dealing, usage or trade. There are no warranties, express or implied, including the implied warranty of merchantability, which extend beyond the description on the face hereof. There are no warranties, express or implied, that extend beyond the warranty period set forth herein.



CERTIFICATE OF LIABILITY INSURANCE

DATE (MM/DD/YYYY)
05/20/2014

THIS CERTIFICATE IS ISSUED AS A MATTER OF INFORMATION ONLY AND CONFERS NO RIGHTS UPON THE CERTIFICATE HOLDER. THIS CERTIFICATE DOES NOT AFFIRMATIVELY OR NEGATIVELY AMEND, EXTEND OR ALTER THE COVERAGE AFFORDED BY THE POLICIES BELOW. THIS CERTIFICATE OF INSURANCE DOES NOT CONSTITUTE A CONTRACT BETWEEN THE ISSUING INSURER(S), AUTHORIZED REPRESENTATIVE OR PRODUCER, AND THE CERTIFICATE HOLDER.

IMPORTANT: If the certificate holder is an ADDITIONAL INSURED, the policy(ies) must be endorsed. If SUBROGATION IS WAIVED, subject to the terms and conditions of the policy, certain policies may require an endorsement. A statement on this certificate does not confer rights to the certificate holder in lieu of such endorsement(s).

PRODUCER Marsh USA Inc. 1560 Sawgrass Corporate Pkwy, Suite 300 Sunrise, FL 33323	CONTACT NAME: _____	
	PHONE (A/C No. Ext): _____	FAX (A/C No.): _____
E-MAIL ADDRESS: _____		
INSURER(S) AFFORDING COVERAGE		NAIC #
077470-PB-GAWUX-13-14	INSURER A: Aspen Specialty Insurance Company	10717
INSURED Point Blank Enterprises 2102 SW 2nd Street Pompano Beach, FL 33069	INSURER B: Federal Insurance Company	20281
	INSURER C: Axis Surplus Insurance Company	26620
	INSURER D: Arch Specialty Insurance Company	21199
	INSURER E: Torus Specialty Insurance Co.	44776
	INSURER F:	

COVERAGES **CERTIFICATE NUMBER:** ATL-003266189-05 **REVISION NUMBER:** 5

THIS IS TO CERTIFY THAT THE POLICIES OF INSURANCE LISTED BELOW HAVE BEEN ISSUED TO THE INSURED NAMED ABOVE FOR THE POLICY PERIOD INDICATED. NOTWITHSTANDING ANY REQUIREMENT, TERM OR CONDITION OF ANY CONTRACT OR OTHER DOCUMENT WITH RESPECT TO WHICH THIS CERTIFICATE MAY BE ISSUED OR MAY PERTAIN, THE INSURANCE AFFORDED BY THE POLICIES DESCRIBED HEREIN IS SUBJECT TO ALL THE TERMS, EXCLUSIONS AND CONDITIONS OF SUCH POLICIES. LIMITS SHOWN MAY HAVE BEEN REDUCED BY PAID CLAIMS.

INSR LTR	TYPE OF INSURANCE	ADDL SUBR INSR WVD	POLICY NUMBER	POLICY EFF (MM/DD/YYYY)	POLICY EXP (MM/DD/YYYY)	LIMITS	
A	GENERAL LIABILITY		CRAD97913	10/31/2013	10/31/2014	EACH OCCURRENCE	\$ 1,000,000
	<input checked="" type="checkbox"/> COMMERCIAL GENERAL LIABILITY <input type="checkbox"/> CLAIMS-MADE <input checked="" type="checkbox"/> OCCUR					DAMAGE TO RENTED PREMISES (Ea occurrence)	\$ 50,000
						MED EXP (Any one person)	\$ 10,000
						PERSONAL & ADV INJURY	\$ 1,000,000
						GENERAL AGGREGATE	\$ 2,000,000
						PRODUCTS - COMP/OP AGG	\$ 2,000,000
							\$
	GEN'L AGGREGATE LIMIT APPLIES PER:						
	<input checked="" type="checkbox"/> POLICY <input type="checkbox"/> PRO-JECT <input type="checkbox"/> LOC						
	AUTOMOBILE LIABILITY		7357-1521	10/31/2013	10/31/2014	COMBINED SINGLE LIMIT (Ea accident)	\$ 1,000,000
	<input checked="" type="checkbox"/> ANY AUTO <input type="checkbox"/> ALL OWNED AUTOS <input type="checkbox"/> SCHEDULED AUTOS <input checked="" type="checkbox"/> HIRED AUTOS <input checked="" type="checkbox"/> NON-OWNED AUTOS					BODILY INJURY (Per person)	\$
						BODILY INJURY (Per accident)	\$
						PROPERTY DAMAGE (Per accident)	\$
						PHYS DAMAGE - DED.	\$ 1,000
C	<input checked="" type="checkbox"/> UMBRELLA LIAB <input checked="" type="checkbox"/> OCCUR		ENU777367/01/2013	10/31/2013	10/31/2014	EACH OCCURRENCE	\$ 10,000,000
	<input type="checkbox"/> EXCESS LIAB <input type="checkbox"/> CLAIMS-MADE					AGGREGATE	\$ 10,000,000
	<input type="checkbox"/> DED <input type="checkbox"/> RETENTION \$						\$
	WORKERS COMPENSATION AND EMPLOYERS' LIABILITY ANY PROPRIETOR/PARTNER/EXECUTIVE OFFICER/MEMBER EXCLUDED? (Mandatory in NH) If yes, describe under DESCRIPTION OF OPERATIONS below	<input type="checkbox"/> Y <input checked="" type="checkbox"/> N N/A				WC STATUTORY LIMITS	
						OTHER	
						E.L. EACH ACCIDENT	\$
						E.L. DISEASE - EA EMPLOYEE	\$
						E.L. DISEASE - POLICY LIMIT	\$
D	EXCESS LAYER LIABILITY		UXP0056187-00	10/31/2013	10/31/2014	EACH OCC/AGGREGATE	10,000,000
E	EXCESS LAYER LIABILITY		25412D140ALJ	05/13/2014	10/31/2014	EACH OCC/AGGREGATE	5,000,000

DESCRIPTION OF OPERATIONS / LOCATIONS / VEHICLES (Attach ACORD 101, Additional Remarks Schedule, if more space is required)

Re: Evidence Only.
Product Liability Limit: \$26M Annual Aggregate.

CERTIFICATE HOLDER

Point Blank Enterprises
2102 SW 2nd Street
Pompano Beach, FL 33069

CANCELLATION

SHOULD ANY OF THE ABOVE DESCRIBED POLICIES BE CANCELLED BEFORE THE EXPIRATION DATE THEREOF, NOTICE WILL BE DELIVERED IN ACCORDANCE WITH THE POLICY PROVISIONS.

AUTHORIZED REPRESENTATIVE
of Marsh USA Inc.

Sandi Lee

Sandra Lee

© 1988-2010 ACORD CORPORATION. All rights reserved.

LAIRD INSURANCE AGENCY

"Proudly Independent"



June 4, 2014

City of San Antonio
Attn: Finance Department, Purchasing Division
P. O. Box 839966
San Antonio, Tx 78283-3966

Re: Nardis, Inc.

To Whom It May Concern:

Please accept this letter as acknowledgment that we currently provide Comprehensive General Liability Insurance coverage for Nardis, Inc. relative to your RFO No. 6100004600 requirements. Attached is a certificate of insurance evidencing this coverage with Mesa Underwriters Speciality Ins. Co. (Best Rating AXIII).

We are prepared to add the City of San Antonio with Additional Insured status and Waiver of Subrogation, if desired by contract.

Thanks for your consideration. Please feel free to contact me if you have questions or need additional insurance information.

Sincerely,

Harvey L. McClendon, Jr.
Vice-President



CERTIFICATE OF LIABILITY INSURANCE

DATE (MM/DD/YYYY)
6/4/2014

THIS CERTIFICATE IS ISSUED AS A MATTER OF INFORMATION ONLY AND CONFERS NO RIGHTS UPON THE CERTIFICATE HOLDER. THIS CERTIFICATE DOES NOT AFFIRMATIVELY OR NEGATIVELY AMEND, EXTEND OR ALTER THE COVERAGE AFFORDED BY THE POLICIES BELOW. THIS CERTIFICATE OF INSURANCE DOES NOT CONSTITUTE A CONTRACT BETWEEN THE ISSUING INSURER(S), AUTHORIZED REPRESENTATIVE OR PRODUCER, AND THE CERTIFICATE HOLDER.

IMPORTANT: If the certificate holder is an ADDITIONAL INSURED, the policy(ies) must be endorsed. If SUBROGATION IS WAIVED, subject to the terms and conditions of the policy, certain policies may require an endorsement. A statement on this certificate does not confer rights to the certificate holder in lieu of such endorsement(s).

PRODUCER Laird Insurance Agency 2700 Stone Rd. P.O. Box 7000 Kilgore TX 75663		CONTACT NAME: Ruby Havins PHONE (A/C No. Ext.): (903) 984-5000 FAX (A/C No.): (903) 983-2366 E-MAIL ADDRESS: ruby@lairdins.com	
INSURED Nardis, Inc. dba Nardis Public Safety Nardis Institutional Supply 500 E. Main Kilgore TX 75662		INSURER(S) AFFORDING COVERAGE INSURER A: Mesa Underwriters Specialty Ins NAIC # 759 INSURER B: America First Lloyds 11526 INSURER C: Texas Mutual Insurance Company 22945 INSURER D: INSURER E: INSURER F:	

COVERAGES **CERTIFICATE NUMBER:** CLI421404540 **REVISION NUMBER:**

THIS IS TO CERTIFY THAT THE POLICIES OF INSURANCE LISTED BELOW HAVE BEEN ISSUED TO THE INSURED NAMED ABOVE FOR THE POLICY PERIOD INDICATED. NOTWITHSTANDING ANY REQUIREMENT, TERM OR CONDITION OF ANY CONTRACT OR OTHER DOCUMENT WITH RESPECT TO WHICH THIS CERTIFICATE MAY BE ISSUED OR MAY PERTAIN, THE INSURANCE AFFORDED BY THE POLICIES DESCRIBED HEREIN IS SUBJECT TO ALL THE TERMS, EXCLUSIONS AND CONDITIONS OF SUCH POLICIES. LIMITS SHOWN MAY HAVE BEEN REDUCED BY PAID CLAIMS.

INSR LTR	TYPE OF INSURANCE	ADDL SUBR INSR (WVD)	POLICY NUMBER	POLICY EFF (MM/DD/YYYY)	POLICY EXP (MM/DD/YYYY)	LIMITS
A	<input checked="" type="checkbox"/> GENERAL LIABILITY <input checked="" type="checkbox"/> COMMERCIAL GENERAL LIABILITY <input type="checkbox"/> CLAIMS-MADE <input checked="" type="checkbox"/> OCCUR		MP0042002001317	2/16/2014	11/1/2014	EACH OCCURRENCE \$ 1,000,000 DAMAGE TO RENTED PREMISES (Ea occurrence) \$ 100,000 MED EXP (Any one person) \$ 5,000 PERSONAL & ADV INJURY \$ 1,000,000 GENERAL AGGREGATE \$ 2,000,000 PRODUCTS - COMP/OP AGG \$ 2,000,000
	GEN'L AGGREGATE LIMIT APPLIES PER: <input checked="" type="checkbox"/> POLICY <input type="checkbox"/> PRO-JECT <input type="checkbox"/> LOC					
	<input checked="" type="checkbox"/> AUTOMOBILE LIABILITY <input type="checkbox"/> ANY AUTO <input type="checkbox"/> ALL OWNED AUTOS <input type="checkbox"/> SCHEDULED AUTOS <input type="checkbox"/> HIRED AUTOS <input type="checkbox"/> NON-OWNED AUTOS		BA8720372	11/1/2013	11/1/2014	COMBINED SINGLE LIMIT (Ea accident) \$ 1,000,000 BODILY INJURY (Per person) \$ BODILY INJURY (Per accident) \$ PROPERTY DAMAGE (Per accident) \$ BACEE \$ 2,000
	<input type="checkbox"/> UMBRELLA LIAB <input type="checkbox"/> OCCUR <input type="checkbox"/> EXCESS LIAB <input type="checkbox"/> CLAIMS-MADE					EACH OCCURRENCE \$ AGGREGATE \$
C	<input type="checkbox"/> WORKERS COMPENSATION AND EMPLOYERS' LIABILITY <input type="checkbox"/> ANY PROPRIETOR/PARTNER/EXECUTIVE OFFICER/MEMBER EXCLUDED? (Mandatory in NH) If yes, describe under DESCRIPTION OF OPERATIONS below	N/A	TSP000118934920140401	4/1/2014	4/1/2015	<input checked="" type="checkbox"/> WC STATUTORY LIMITS <input type="checkbox"/> OTHER E.L. EACH ACCIDENT \$ 1,000,000 E.L. DISEASE - EA EMPLOYEE \$ 1,000,000 E.L. DISEASE - POLICY LIMIT \$ 1,000,000

DESCRIPTION OF OPERATIONS / LOCATIONS / VEHICLES (Attach ACORD 101, Additional Remarks Schedule, if more space is required)

CERTIFICATE HOLDER City of San Antonio Attn: Finance Department Purchasing Division P O BOX 839966 San Antonio, TX 78283-3966	CANCELLATION SHOULD ANY OF THE ABOVE DESCRIBED POLICIES BE CANCELLED BEFORE THE EXPIRATION DATE THEREOF, NOTICE WILL BE DELIVERED IN ACCORDANCE WITH THE POLICY PROVISIONS.
	AUTHORIZED REPRESENTATIVE H McClendon Jr./CLA

Business Information Report

User Id: control@nardis.us.com

Report Printed: Tuesday June 03, 2014 06:29 PM

Business Summary

Company Name: NARDIS, INC.
Trade Style / DBA: NARDIS PUBLIC SAFETY
Physical Address: 500 E Main St
Physical City: Kilgore
Physical State: TX
Physical Zip: 75662
Website: www.nardisinc.com
Telephone: 903 984-8900
Chief executive: JACK J THURMON, CHB-PRES-V PRES
Year started: 1987
Employs: 34 (Undetermined here)
Sales E: \$5,000,000
History: CLEAR
Financing: SECURED
SIC: 5099
Line of business: Whol durable goods

D-U-N-S Number: 174990952

Additional services to monitor and build your D&B file are available through Dun & Bradstreet Credibility Corporation, a separate, third party provider of solutions that are intended to help monitor and build your company's D&B Credit Report. To speak with one of their Credit Advisors today, call 888-814-1435.

History

The following information was reported 01/06/14:

Officer(s): JACK J THURMON, CHB-PRES-V PRES
 ALLEN SEALS, V PRES
 RENE MARTINEZ, V PRES
 J GREGORY THURMON, EXEC V PRES

The Texas Secretary of State's business registrations file showed that Nardis, Inc. was registered as a Corporation on June 12, 1987.

Business started 1987 by officers. 56% of capital stock is owned by Jack J Thurmon. 37% of capital stock is owned by J Greg Thurmon.

ANTECEDENTS:

JACK J THURMON born 1944. 1987-present active here. 1985-1987 Crump Company, Houston, TX, senior vice president; discontinued orderly. 1972-1985 president of Houston Mutual Agency Inc, Houston, TX. Sold business with all bills paid. 1969-1972 Jack Thurmon Real Estate, Houston, TX. Discontinued with all bills paid. 1969 graduated with an MBA degree from Harvard, Cambridge, MA. 1967 graduated with an Industrial Engineering degree from Southern Methodist University, Dallas, TX.

ALLEN SEALS. Antecedents are unknown.

RENE MARTINEZ. Antecedents are unknown.

J GREGORY THURMON born 1969. 1987-present active here. Graduate of Southern Methodist University, Dallas, TX.

Corporate Family

Subsidiaries (US):

Code Blue Public Safety	San Antonio, TX	DUNS # 03-088-6779
-------------------------	-----------------	--------------------

Branches (US):

Nardis, Inc.	San Antonio, TX	DUNS # 00-673-1411
--------------	-----------------	--------------------

Operations

2014-01-06

Description: Wholesales durable goods, specializing in safety equipment (100%).

Has 250+ account(s). Terms are Net 20 days. Brands include L'Gante and Barbara Brooks. Sells to commercial concerns and government. Territory: United States.

Nonseasonal.

Employees: 34 which includes officer(s) and 4 part-time. Undetermined employed here.

Facilities: Owns 23,000 sq. ft. in a one story cinder block building.

Location: Central business section on main street.

Branches: Maintains a branch location in San Antonio, TX.

Subsidiaries: This business has 1 subsidiaries listed below.
Nardis Public Safety (100%). Operates as an additional retail store.

SIC & NAICS

SIC:

50990300

Safety equipment and supplies

NAICS:

423990

Other Miscellaneous Durable Goods Merchant Wholesalers

PAYMENT SUMMARY

The Payment Summary section reflects payment information in D&B's file as of the date of this report.

Below is an overview of the company's dollar-weighted payments, segmented by its suppliers' primary industries:

	Total Rcv'd (#)	Total Dollar Amt (\$)	Largest High Credit (\$)	Within Terms (%)	Days Slow			
					<31 (%)	31-60 (%)	61-90 (%)	90+ (%)
Top Industries:								
Public finance	6	31,550	20,000	100	-	-	-	-
Short-term busn credit	5	3,600	2,500	15	15	35	35	-
Nonclassified	4	10,600	10,000	100	-	-	-	-
Misc business service	3	2,500	2,500	100	-	-	-	-
State commercial bank	2	10,500	10,000	100	-	-	-	-
Mfg male work clothes	2	7,500	5,000	50	50	-	-	-
Whol footwear	1	10,000	10,000	50	50	50	-	-
Mfg men's footwear	1	7,500	7,500	50	-	50	-	-
Mfg misc light equip	1	5,000	5,000	50	50	-	-	-
Mfg ophthalmic goods	1	5,000	5,000	50	50	-	-	-
OTHER INDUSTRIES	22	9,800	2,500	87	9	-	4	-
Other payment categories:								
Cash experiences	5	250	100					
Payment record unknown	1	7,500	7,500					
Unfavorable comments	0	0	0					
Placed for collections:								
With D&B	0	0						
Other	0	N/A						
Total in D&B's file	54	111,300	20,000					

The highest Now Owes on file is \$7,500

The highest Past Due on file is \$2,500

The aggregate dollar amount of the 54 payment experiences in D&B's file equals 26.7% of this company's average monthly sales. In Dun & Bradstreet's opinion, payment experiences exceeding 10% of a company's average monthly sales can be considered representative of payment performance.

PAYMENT DETAILS

Detailed Payment History

Date Reported (mm/yy)	Paying Record	High Credit (\$)	Now Owes (\$)	Past Due (\$)	Selling Terms	Last Sale Within (months)
05/14	Ppt	750	500	0	N15	1 mo
	Ppt-Slow 30	5,000	0	0		2-3 mos
	Ppt-Slow 30	2,500	2,500	100	N30	1 mo
04/14	Ppt-Slow 30	500	250	0	N7	1 mo
	Ppt	10,000	2,500	0		1 mo
	Ppt	10,000	7,500	0		1 mo
	Ppt	2,500	2,500	0		1 mo
	Ppt	1,000	750	0		1 mo
	Ppt	750	500	0		1 mo
	Ppt	500	500	0		1 mo
	Ppt	500	50	0		1 mo
	Ppt	500	500	0		1 mo
	Ppt	500	50	0		1 mo
	Ppt	500	0	0	N30	4-5 mos
	Ppt	500	250	0		1 mo
	Ppt	250	0	0		6-12 mos
	Ppt	250	50	0		1 mo
	Ppt	250	0	0		2-3 mos
	Ppt	250	0	0		6-12 mos

	Ppt	100	0	0		
	Ppt	50	0	0		6-12 mos
	Ppt	0	0	0		6-12 mos
	Ppt-Slow 30	5,000	5,000	0		1 mo
	Ppt-Slow 30	100	100	0		1 mo
	Ppt-Slow 60	7,500	2,500	500	Regular terms	1 mo
	Slow 30	500	0	0		6-12 mos
	Slow 30-60	10,000	2,500	2,500		1 mo
	Slow 70	250	0	0		6-12 mos
	Slow 60-90	2,500	0	0		6-12 mos
	(030)	7,500	100	100		1 mo
	(031)	100			Cash account	1 mo
	(032)	50			Cash account	2-3 mos
	(033)	50			Cash account	1 mo
	(034)	50			Cash account	4-5 mos
	(035)	0	0	0	Cash account	6-12 mos
02/14	Ppt	1,000				1 mo
	Slow 90	100	0	0		6-12 mos
01/14	Slow 30-90	5,000	1,000	500		1 mo
11/13	Ppt	50	0	0		6-12 mos
08/13	Slow 5	500	0	0		6-12 mos
07/13	Ppt	20,000				1 mo
	Ppt	10,000				1 mo
	Ppt	250				1 mo
	Ppt	250				1 mo
	Ppt	50				1 mo
06/13	Ppt	250				6-12 mos
	Slow 30	50	0	0	N30	6-12 mos
03/13	Slow 30-60+	100	100	100	N30	4-5 mos
02/13	Ppt	250	0	0		6-12 mos
	Ppt	100	0	0		6-12 mos
09/12	Ppt	2,500				1 mo
	Ppt	50	0	0		6-12 mos
	Ppt-Slow 60	50	0	0		6-12 mos
05/12	Ppt	0	0	0		6-12 mos

Payments Detail Key: ■ 30 or more days beyond terms

Banking & Finance

D&B has researched this company and found no information available at this time.

PUBLIC FILINGS

The following Public Filing data is for information purposes only and is not the official record. Certified copies can only be obtained from the official source.

UCC Filings

Collateral:

All Inventory including proceeds and products - All Account(s) including proceeds and products - All General intangibles(s) including proceeds and products - All Chattel paper including proceeds and products - and OTHERS

Type:

Original

Sec. party:

CIT BANK, LIVINGSTON, NJ

Debtor:

NARDIS GUN CLUB SA, L.L.C. and OTHERS

Filing number:

110027097289

Filed with:

SECRETARY OF STATE/UCC DIVISION, AUSTIN, TX

Date filed:

09/15/2011

Latest Info Received:

09/21/2011

Original UCC filed date:

Original filing no.:

Collateral:

Negotiable instruments including proceeds and products - Inventory including proceeds and products - Account(s) including proceeds and products - General intangibles(s) including proceeds and products - and OTHERS

Type: Amendment
 Sec. party: CIT BANK, LIVINGSTON, NJ
 Debtor: NARDIS GUN CLUB SA, L.L.C. and OTHERS
 Filing number: 1200062586
 Filed with: SECRETARY OF STATE/UCC DIVISION, AUSTIN, TX
 Date filed: 02/28/2012
 Latest Info Received: 03/06/2012
 Original UCC filed date: 09/15/2011
 Original filing no.: 110027097289

Collateral:

All Inventory and proceeds - All Account(s) and proceeds - All General intangibles(s) and proceeds

Type: Original
 Sec. party: THE FROST NATIONAL BANK, SAN ANTONIO, TX
 Debtor: NARDIS, INC.
 Filing number: 100011353125
 Filed with: SECRETARY OF STATE/UCC DIVISION, AUSTIN, TX
 Date filed: 04/22/2010
 Latest Info Received: 05/19/2010
 Original UCC filed date:
 Original filing no.:

Collateral:

All General intangibles(s) including proceeds and products - All Chattel paper including proceeds and products - All Fixtures including proceeds and products - All Machinery including proceeds and products - All Equipment including proceeds and products

Type: Original
 Sec. party: CIT BANK, LIVINGSTON, NJ
 Debtor: NARDIS, INC.
 Filing number: 110027098058
 Filed with: SECRETARY OF STATE/UCC DIVISION, AUSTIN, TX
 Date filed: 09/15/2011
 Latest Info Received: 09/21/2011
 Original UCC filed date:
 Original filing no.:

Collateral:

General intangibles(s) including proceeds and products - Chattel paper including proceeds and products - Fixtures including proceeds and products - Equipment including proceeds and products - Computer equipment including proceeds and products

Type: Amendment
 Sec. party: CIT BANK, LIVINGSTON, NJ
 Debtor: NARDIS, INC.
 Filing number: 1200062590
 Filed with: SECRETARY OF STATE/UCC DIVISION, AUSTIN, TX
 Date filed: 02/28/2012
 Latest Info Received: 03/06/2012
 Original UCC filed date: 09/15/2011
 Original filing no.: 110027098058

Collateral:

Amendment

Type: Amendment
 Sec. party: CIT SMALL BUSINESS LENDING CORPORATION, LIVINGSTON, NJ
 Debtor: NARDIS INVESTMENT CO., SAN ANTONIO, TX and OTHERS
 Filing number: 1300091735
 Filed with: SECRETARY OF STATE/UCC DIVISION, AUSTIN, TX
 Date filed: 03/22/2013
 Latest Info Received: 03/25/2013
 Original UCC filed date: 02/12/2009
 Original filing no.: 090004320896

Collateral:

Type: Continuation
 Sec. party: CIT SMALL BUSINESS LENDING CORPORATION, LIVINGSTON, NJ
 Debtor: NARDIS INVESTMENT CO., SAN ANTONIO, TX and OTHERS
 Filing number: 1300369801
 Filed with: SECRETARY OF STATE/UCC DIVISION, AUSTIN, TX
 Date filed: 11/22/2013
 Latest Info Received: 11/25/2013
 Original UCC filed date: 02/12/2009
 Original filing no.: 090004320896

Collateral:

Type: Assignment
 Sec. party: CIT SMALL BUSINESS LENDING CORPORATION, LIVINGSTON, NJ SUTHERLAND ASSET I, LLC, NEW YORK, NY
 Debtor: NARDIS INVESTMENT CO., SAN ANTONIO, TX and OTHERS
 Filing number: 1400142821
 Filed with: SECRETARY OF STATE/UCC DIVISION, AUSTIN, TX
 Date filed: 05/06/2014
 Latest Info Received: 05/13/2014
 Original UCC filed date: 02/12/2009
 Original filing no.: 090004320896

Collateral:

Type: Amendment
 Sec. party: CIT SMALL BUSINESS LENDING CORPORATION, LIVINGSTON, NJ
 Debtor: NARDIS INVESTMENT CO., SAN ANTONIO, TX and OTHERS
 Filing number: 1300091736
 Filed with: SECRETARY OF STATE/UCC DIVISION, AUSTIN, TX
 Date filed: 03/22/2013
 Latest Info Received: 03/25/2013
 Original UCC filed date: 02/12/2009
 Original filing no.: 090004321039

Collateral:

Type: Continuation
 Sec. party: CIT SMALL BUSINESS LENDING CORPORATION, LIVINGSTON, NJ
 Debtor: NARDIS INVESTMENT CO., SAN ANTONIO, TX and OTHERS
 Filing number: 1300369799
 Filed with: SECRETARY OF STATE/UCC DIVISION, AUSTIN, TX
 Date filed: 11/22/2013
 Latest Info Received: 11/25/2013
 Original UCC filed date: 02/12/2009
 Original filing no.: 090004321039

Collateral:

Type: Assignment
 Sec. party: AUSTIN BANK, TEXAS N.A., SUCCESSOR IN INTEREST TO CITY NATIONAL BANK, WHITEHOUSE, TX CITY
 NATIONAL BANK OF KILGORE, KILGORE, TX
 Debtor: NARDIS, INC. and OTHERS
 Filing number: 0800248571
 Filed with: SECRETARY OF STATE/UCC DIVISION, AUSTIN, TX
 Date filed: 07/24/2008
 Latest Info Received: 07/25/2008
 Original UCC filed date: 03/22/1989
 Original filing no.: 8900064618

Collateral:

Type: Assignment
 Sec. party: AUSTIN BANK, TEXAS N.A., SUCCESSOR IN INTEREST TO CITY NATIONAL BANK, WHITEHOUSE, TX CITY
 NATIONAL BANK OF KILGORE, KILGORE, TX
 Debtor: NARDIS INC.

Filing number: 0800248576
Filed with: SECRETARY OF STATE/UCC DIVISION, AUSTIN, TX
Date filed: 07/24/2008
Latest Info Received: 07/25/2008
Original UCC filed date: 03/13/2000
Original filing no.: 0000452383

There are additional UCC's in D&B's file on this company available by contacting 1-800-234-3867.

There are additional suits, liens, or judgments in D&B's file on this company available by contacting.

The public record items contained in this report may have been paid, terminated, vacated or released prior to the date this report was printed.

Government Activity

Activity summary

Borrower (Dir/Guar):	NO
Administrative debt:	NO
Contractor:	YES
Grantee:	NO
Party excluded from federal program(s):	NO

Possible candidate for socio-economic program consideration

Labor surplus area:	N/A
Small Business:	YES (2014)
8(A) firm:	N/A

The details provided in the Government Activity section are as reported to Dun & Bradstreet by the federal government and other sources.

RFO ATTACHMENT I

SIGNATURE PAGE

Respondent, and co-respondent, if any, must complete City's Certified Vendor Registration (CVR) Form prior to the due date for submission of offers. The CVR Form may be accessed at: <http://www.sanantonio.gov/purchasing/>.

By submitting a offer, whether electronically or by paper, Respondent represents that:

If Respondent is a corporation, Respondent will be required to provide a certified copy of the resolution evidencing authority to enter into the contract, if other than an officer will be signing the contract.

If awarded a contract in response to this RFO, Respondent will be able and willing to comply with the insurance and indemnification requirements set out in RFO.

If awarded a contract in response to this RFO, Respondent will be able and willing to comply with all representations made by Respondent in Respondent's offer and during Offer process.

Respondent has fully and truthfully submitted a Litigation Disclosure form with the understanding that failure to disclose the required information may result in disqualification of offer from consideration.


Respondent agrees to fully and truthfully submit the Respondent Questionnaire form and understands that failure to fully disclose requested information may result in disqualification of offer from consideration or termination of contract, once awarded.

To comply with the City's Ethics Code, particularly Section 2-61 that prohibits a person or entity seeking a City contract - or any other person acting on behalf of such a person or entity - from contacting City officials or their staff prior to the time such contract is posted as a City Council agenda item.

(S)he is authorized to submit this offer on behalf of the entity.

If submitting your offer by paper, complete the following and sign on the signature line below. Failure to sign and submit this Signature Page will result in rejection of your offer.

NARDO'S PUBLIC SAFETY
Respondent Entity Name

Signature: 

Printed Name: RENE MARTINEZ

Title: VICE PRESIDENT

(NOTE: If offer is submitted by Co-Respondents, an authorized signature from a representative of each Co-Respondent is required. Add additional signature blocks as required.)



City of San Antonio

SUBJECT: Request for Offer (RFO) for Annual Contract SAPD Concealable Body Armor (RFO 6100004600), Scheduled to Open: **June 16, 2014**; Date of Issue: **May 30, 2014**

FROM: Jorge Garcia
Procurement Manager

DATE: June 12, 2014

THIS NOTICE SHALL SERVE AS ADDENDUM NO. I - TO THE ABOVE REFERENCED REQUEST FOR OFFER

THE ABOVE MENTIONED REQUEST FOR REQUEST FOR OFFER IS HEREBY AMENDED AS FOLLOWS:

1. **Add:** Page1, The submission deadline has been extended from June 16, 2014 to **June 23, 2014, no later than 2:00 pm, CT.**
2. **Add:** Page 4, SECTION 003,- Instructions for Offers
Two potential bidders submitted the following questions in regards to the RFO. City's official response to questions asked is as follows:

Respondent 1 - Question:

1. Under section 004 - Specifications/ Scope of Services, there is a paragraph titled Trauma Reduction Device that is in need of clarification. The last sentence of the first paragraph reads: "Vendors shall provide for individual selection of either a special threat or ballistic cloth protective plate."

Both paragraphs describe the specs of the special threat plate as well as the specs for the cloth protective plate. These two plates function very differently and the special threat plate is at a much higher cost than a standard cloth protective plate or Trauma Reduction Device. A standard Trauma Reduction Device does just that - reduces blunt force trauma in conjunction with the ballistic vest in the 5x8 area it covers.

In the past, these standard Trauma reduction devices (a cloth protective plate or a hard trauma plate) were offered as a choice to the individual. Both plates are designed to reduce

blunt force trauma. However in this proposal, it is being asked for the special threat plate or the cloth protective plate as a choice to the individual, two very different plates with very different ways they function. We have no way of knowing how the individual officer will choose these

plates and since both plates are very different in what they are designed to do, the bidder will have to cost out the vest to be inclusive of the higher cost special threat plate, even if the cloth protective plate is chosen.

Is it possible that the 5 x 8 special threat plate be put as a separate line item so the vest's cost isn't inflated unnecessarily depending on which plate is chosen? The bidder can still offer the cloth protective plate or the hard trauma plate (standard Trauma Reduction Devices) since those are normally inclusive with a vest. Any clarification you can give on this is greatly appreciated

Response: The option has always been for the officer to choose whether they want a hard or a soft plate. If a manufacturer wants to submit their bid with a cost of a hard plate included in every single vest ordered they can do so. If a manufacturer wants to do research or has historical data as to how many hard vs. how many soft plates are chosen annually & they submit their bid accordingly then they will be more in line with what will happen & their bid will obviously be more competitive. The LRC would like the option to remain with the officer & the manufacturers will have to decide how they want to submit their bid. We do not want the plates separated out as a separate line item.

Respondent 2 - Questions:

1. There appears to be no language in the Terms and Conditions that addresses any price increases. If there were to be any supplier increases how would that be handled between the City and the supplier?


Response: The contract term is for two years, plus one renewal option year. All bidders should submit pricing that is firm fixed through contract duration.

2. Because of the nature of this RFO and some of the questions posed and information requested would the city be willing to extend the due date of the solicitation?

Response: The City will extend the submission deadline. The submission deadline has been extended from June 16, 2014 to **June 23, 2014, no later than 2:00 pm, CT**

3. Is the City willing to consider letter of exceptions to the Terms and Conditions?

Response: This question is too vague. We would need specific clauses to address. Please clarify specific exceptions on clauses.



Jorge Garcia
Procurement Manager
Finance Department - Purchasing
Division

Date 6/18/14
Company Name NARDIS PUBLIC SAFETY
Address 4918 IH 10 EAST
City/State/Zip Code SAN ANTONIO TX 78219
Bidders' Signature 