


**CITY OF SAN ANTONIO  
OFFICE OF THE CITY MANAGER**

TO: Erik J. Walsh, City Manager

FROM: Ana Bradshaw, COVID-19 Financial and Performance Executive Liaison 

COPY : Mayor and Council;  
Executive Leadership Team

SUBJECT: **COVID-19 MONTHLY FINANCIAL REPORT, DECEMBER 2020**

DATE: January 18, 2021

This memorandum transmits the December monthly financial report for the COVID-19 Emergency Response and Recovery & Resiliency Plan. This report will be presented to the City Council at January 21 “A” Session.

This report summarizes all revenues and expenses related to the COVID-19 Emergency Response, Health Implementation Plan, Recovery & Resiliency Plan, and other programs. These programs are funded with federal grants awarded to the City specifically to address the impacts of COVID-19 as well as City resources. Highlights of the report are as follows:

- As of December 31, the City has spent or committed 100% of the \$270 million Coronavirus Relief Fund (CRF);
- In total the City has spent \$360.6 million since March, including \$175.4 million as part of the City’s emergency response;
- With the conclusion of CRF funding, \$204.0 million in General Fund and grant resources remains to support ongoing efforts in the Health Implementation Plan and the Recovery and Resiliency Plan

While 100% of CRF funding is spent or committed, additional administrative financial adjustments will be necessary as we closeout the grant to align budgets with actual expenses.

Staff from each department will be available during the January 21 “A” Session to answer any questions.

I’m available should you have any questions.

**ATTACHMENTS**

1. COVID-19 Emergency Response and Recovery & Resiliency Financial Report – December 2020
2. Recovery & Resiliency Spending Plan Updates

# COVID-19 Emergency Response and Recovery & Resiliency Financial Report



---

Financial Report  
December 2020

Prepared by the Finance Department & Office of Management and Budget  
January 2021

# COVID-19 Recovery & Resiliency Plan Financial Report

## December 2020 Financial Report

### TABLE OF CONTENTS

<u>Title</u>	<u>Page</u>
Summary of Revenues & Expenses	1
Emergency Response	2
Health Implementation Plan	3
Recovery & Resiliency Plan	4
Other Programs	5
Variance Explanations	6

# COVID-19 Emergency & Recovery & Resiliency Plan

December 2020 Financial Report

City of San Antonio

	Budget	Plan thru December	Actuals thru December	Variance	% Spent
<b>EXPENSES BY FUNDING SOURCE</b>					
1 Coronavirus Relief Fund	\$ 270,713,276	270,713,276	270,713,276	0	100.0%
2 General Fund	155,315,246	37,354,112	25,518,602	(11,835,510)	16.4%
TIRZ	4,036,233	4,036,233	4,036,233	-	100.0%
San Antonio Housing Trust	6,000,000	6,000,000	6,000,000	-	100.0%
Other Federal Grants	128,277,109	54,369,541	54,123,331	(246,210)	42.2%
Donations	242,283	242,283	242,283	-	100.0%
<b>Total Resources</b>	<b>\$ 564,584,147</b>	<b>372,715,445</b>	<b>360,633,724</b>	<b>(12,081,720)</b>	<b>63.9%</b>
<b>EXPENSES BY PROGRAM</b>					
<b>* Emergency Response</b>					
Eligible Payroll, Protective Equipment & Supplies, EOC Operations, Isolation Units & Solid Waste Tonnage	\$ 174,051,874	174,051,874	175,388,114	(1,336,240)	100.8%
<b>Health Implementation Plan</b>					
* Metro Health	\$ 44,999,428	14,520,574	14,141,102	379,473	31.4%
Fire	5,778,931	1,601,667	1,588,733	12,934	27.5%
<b>Subtotal</b>	<b>\$ 50,778,359</b>	<b>16,122,241</b>	<b>15,729,835</b>	<b>392,406</b>	<b>31.0%</b>
<b>Recovery &amp; Resiliency</b>					
Workforce Development	\$ 75,000,000	16,354,182	15,762,069	592,112	21.0%
Housing Security EHAP Ph 1	25,595,299	25,595,299	25,166,308	428,991	98.3%
Housing Security EHAP Ph 2	26,944,551	26,944,551	26,944,551	-	100.0%
3 Housing Security EHAP Ph 3	24,247,756	20,675,000	17,037,675	3,637,325	70.3%
4 * Housing Security (not including EHAP)	33,554,327	13,871,907	11,794,202	2,077,705	35.1%
5 * Small Business	42,683,969	41,433,969	37,555,513	3,878,456	88.0%
6 Digital Inclusion	27,297,546	4,052,356	1,843,114	2,209,242	6.8%
<b>Subtotal</b>	<b>\$ 255,323,447</b>	<b>148,927,264</b>	<b>136,103,433</b>	<b>12,823,831</b>	<b>53.3%</b>
<b>Other CARES Programs</b>					
Airport	\$ 50,575,607	10,550,870	10,288,413	262,457	20.3%
Child Care Services Program	19,907,095	18,887,297	19,157,278	(269,980)	96.2%
Public Safety	5,770,926	3,072,421	2,751,835	320,586	47.7%
Head Start and Early Head Start	2,960,475	114,994	213,202	(98,208)	7.2%
Senior Nutrition	1,323,060	571,400	556,977	14,423	42.1%
Health	2,805,278	185,940	155,439	30,501	5.5%
Other	1,088,026	231,144	289,198	(58,054)	26.6%
<b>Subtotal</b>	<b>\$ 84,430,467</b>	<b>33,614,066</b>	<b>33,412,343</b>	<b>201,724</b>	<b>39.6%</b>
<b>Total Expenditures</b>	<b>\$ 564,584,147</b>	<b>372,715,445</b>	<b>360,633,724</b>	<b>12,081,720</b>	<b>63.9%</b>

\* Note: Unaudited subject to change based on closeout of CRF funded expenses

# COVID-19 Emergency & Recovery & Resiliency Plan

December 2020 Financial Report

City of San Antonio

EMERGENCY RESPONSE	Budget	Plan thru December	Actuals thru December	Variance	% Spent
<b>Eligible Payroll</b>					
Fire Payroll	\$ 145,084,917	\$ 145,084,917	\$ 143,884,829	\$ 1,200,088	99.2%
Health Payroll	3,544,570	3,544,570	3,442,795	101,775	97.1%
Police Payroll	3,011,260	3,011,260	2,419,263	591,997	80.3%
All Other Departments	13,876,700	13,876,700	12,424,775	1,451,925	89.5%
<b>City PPE &amp; Supplies</b>	7,124,922	7,124,922	9,593,868	(2,468,946)	134.7%
<b>EOC Operations &amp; Isolation Units</b>	-	-	2,213,079	(2,213,079)	
<b>Solid Waste Excess Tonnage</b>	1,409,505	1,409,505	1,409,505		100.0%
<b>Total City Emergency Response</b>	<b>\$ 174,051,874</b>	<b>\$ 174,051,874</b>	<b>\$ 175,388,114</b>	<b>\$ (1,336,240)</b>	<b>100.8%</b>

# COVID-19 Emergency & Recovery & Resiliency Plan

December 2020 Financial Report

City of San Antonio

	Budget	Plan thru December	Actuals thru December	Variance	% Spent
<b>HEALTH IMPLEMENTATION PLAN</b>					
<b>Metro Health Department</b>					
COVID-19 Project Management	\$ 3,639,757	\$ 2,413,545	\$ 3,079,648	\$ (666,102)	84.6%
COVID-19 Testing Task Force	25,789,110	4,087,001	3,854,157	232,844	14.9%
COVID-19 Community Education	57,500	10,000	-	10,000	0.0%
COVID-19 Main COVID Hotline	63,411	63,411	176,129	(112,719)	277.8%
COVID-19 Media Relations & Communication	2,874,918	1,727,450	1,579,058	148,392	54.9%
COVID-19 Community Health & Prevention	903,719	370,178	322,075	48,103	35.6%
COVID-19 Data Management	1,662,777	595,853	539,856	55,997	32.5%
COVID-19 COVID Case Investigation Team	4,955,674	3,048,356	3,147,547	(99,190)	63.5%
COVID-19 Contact Tracing	3,355,677	961,596	322,906	638,690	9.6%
COVID-19 Congregate Settings	805,101	500,826	448,097	52,729	55.7%
COVID-19 Provider Hotline	68,692	39,523	35,624	3,899	51.9%
COVID-19 Provider Relations & Epi Hotline	140,848	84,709	67,839	16,870	48.2%
COVID-19 PHEP Support	182,245	118,126	134,039	(15,913)	73.5%
COVID-19 Research	500,000	500,000	434,128	65,872	86.8%
<b>Total</b>	<b>\$ 44,999,428</b>	<b>\$ 14,520,574</b>	<b>\$ 14,141,102</b>	<b>\$ 379,473</b>	<b>31.4%</b>

<b>HEALTH IMPLEMENTATION PLAN</b>					
<b>Fire Department</b>					
Asst Med Dir & Infect Control Nurse	\$ -	\$ -	\$ -	\$ -	
Decontamination Equipment	32,799	32,799	76,880	(44,081)	234.4%
Fire & EMS Vehicle Equipment	300,853	300,853	300,853	(0)	100.0%
MIH Equipment	216,982	216,982	294,263	(77,281)	135.6%
MIH Medications	1,087	1,087	1,087	0	100.0%
Protective Personnel Equipment	460,429	460,429	301,305	159,124	65.4%
SAFD First Responder Payroll	4,177,264	-	-	-	
Temp Staff Inventory Mgmt	9,319	9,319	-	9,319	0.0%
Testing Mobile Unit	580,198	580,198	614,346	(34,148)	105.9%
<b>Total</b>	<b>\$ 5,778,931</b>	<b>\$ 1,601,667</b>	<b>\$ 1,588,733</b>	<b>\$ 12,934</b>	<b>27.5%</b>

# COVID-19 Emergency & Recovery & Resiliency Plan

December 2020 Financial Report

City of San Antonio

	Budget	Plan thru December	Actuals thru December	Variance	% Spent
--	--------	-----------------------	--------------------------	----------	------------

## WORKFORCE DEVELOPMENT

WF Dev Training & Development	\$ 65,000,000	\$ 13,143,538	\$ 15,747,454	\$ (2,603,916)	24.2%
WF Dev Childcare	10,000,000	3,210,644	14,616	3,196,028	0.1%
<b>Total</b>	<b>\$ 75,000,000</b>	<b>\$ 16,354,182</b>	<b>\$ 15,762,069</b>	<b>\$ 592,112</b>	<b>21.0%</b>

## HOUSING SECURITY

Housing Sec Domestic Violence	\$ 3,300,000	\$ 1,380,000	\$ 1,341,251	\$ 38,749	40.6%
Housing Sec Fam Ind Initiative	4,000,000	4,000,000	4,000,000	-	100.0%
Housing Sec Fin Recovery Hub	3,757,778	1,671,885	1,088,719	583,166	29.0%
Housing Sec Low Cost Fin Prod	-	-	-	-	-
Housing Sec D2D Engagement	491,409	491,409	4,705	486,704	1.0%
Housing Sec Digital Referral Platform	-	-	-	-	-
Housing Sec Homeless Shelter	20,650,678	5,074,151	4,685,897	388,254	22.7%
Housing Sec COVID Migrant Operation	13,018	13,018	13,018	0	100.0%
Emergency Housing Assistance (Ph1 to 3)	76,787,606	73,214,850	69,148,534	4,066,316	90.1%
Housing Sec Rec Resource Center	465,165	465,165	183,879	281,286	39.5%
Housing Sec Right to Counsel	464,500	364,500	214,955	149,545	46.3%
Housing Sec Utility Assistance	411,779	411,779	261,779	150,000	0.0%
<b>Total</b>	<b>\$ 110,341,933</b>	<b>\$ 87,086,757</b>	<b>\$ 80,942,736</b>	<b>\$ 6,144,021</b>	<b>73.4%</b>

## SMALL BUSINESS

Small Biz Microbiz Support	\$ 32,000,000	\$ 32,000,000	\$ 31,887,777	\$ 112,223	99.6%
Small Biz Prot Equip & Sanitizer	1,927,811	1,927,811	1,927,811	0	100.0%
Small Biz Fin Recovery Hub	200,000	200,000	200,000	-	100.0%
Small Biz D2D Engagement	950,000	950,000	922,958	27,042	97.2%
Small Biz Job Training	5,000,000	3,750,000	10,809	3,739,191	0.2%
Small Biz Arts Support	2,606,158	2,606,158	2,606,158	-	100.0%
<b>Total</b>	<b>\$ 42,683,969</b>	<b>\$ 41,433,969</b>	<b>\$ 37,555,513</b>	<b>\$ 3,878,456</b>	<b>88.0%</b>

## DIGITAL INCLUSION

Dig Inc Core Inf & Fiber Connections	\$ 4,000,000	\$ 1,519,455	\$ -	\$ 1,519,455	0.0%
Dig Inc Network Access & Wireless Mesh	15,874,546	1,278,468	638,309	640,159	4.0%
Dig Inc Student Home Connection	7,150,000	981,433	981,434	(1)	13.7%
Dig Inc Recovery Portal	273,000	273,000	223,372	49,628	81.8%
<b>Total</b>	<b>\$ 27,297,546</b>	<b>\$ 4,052,356</b>	<b>\$ 1,843,114</b>	<b>\$ 2,209,242</b>	<b>6.8%</b>



# COVID-19 Emergency & Recovery & Resiliency Plan

December 2020 Financial Report

City of San Antonio

	Budget	Plan thru December	Actuals thru December	Variance	% Spent
<b>AIRPORT</b>					
CARES Act Airports - Operating	\$ 39,708,109	\$ 10,550,870	\$ 10,288,413	\$ 262,457	25.9%
CARES Act Airports - Capital	10,837,498	-	-	-	0.0%
CARES Act Airports - Stinson	30,000	-	-	-	0.0%
<b>Total</b>	<b>\$ 50,575,607</b>	<b>\$ 10,550,870</b>	<b>\$ 10,288,413</b>	<b>\$ 262,457</b>	<b>20.3%</b>

<b>CHILD CARE AND DEVELOPMENT BLOCK GRANT</b>					
Child Care and Development Block Grant	\$ 19,907,095	\$ 18,887,297	\$ 19,157,278	\$ (269,980)	96.2%

<b>PUBLIC SAFETY</b>					
Public Safety - Byrne JAG	\$ 2,331,581	\$ 314,914	\$ 14,329	\$ 300,585	0.6%
EMS - Relief Fund for Healthcare Providers	393,484	69,214	49,214	20,000	12.5%
Coronavirus Emergency Supplemental Funding Program	2,688,293	2,688,293	2,688,293	-	100.0%
Assistance to Firefighters - COVID-19 Supplemental	357,568	-	-	-	0.0%
<b>Total</b>	<b>\$ 5,770,926</b>	<b>\$ 3,072,421</b>	<b>\$ 2,751,835</b>	<b>\$ 320,586</b>	<b>47.7%</b>

<b>HEAD START &amp; EARLY HEAD START</b>					
Head Start 20-21 COVID-19	\$ 2,653,999	\$ 79,994	\$ 175,923	\$ (95,929)	6.6%
Early Head Start-CCP 19-20 COVID	189,822	-	37,279	(37,279)	19.6%
Early Head Start	116,654	35,000	-	35,000	0.0%
<b>Total</b>	<b>\$ 2,960,475</b>	<b>\$ 114,994</b>	<b>\$ 213,202</b>	<b>\$ (98,208)</b>	<b>7.2%</b>

<b>SENIOR NUTRITION GRANT</b>					
FFCRA Senior Nutrition 19-2020	\$ 437,060	\$ 437,060	\$ 437,055	\$ 5	100.0%
Senior Nutrition Program-CARES	886,000	134,340	119,922	14,418	13.5%
<b>Total</b>	<b>\$ 1,323,060</b>	<b>\$ 571,400</b>	<b>\$ 556,977</b>	<b>\$ 14,423</b>	<b>42.1%</b>

<b>HEALTH GRANTS</b>					
Health COVID Epi & Laboratory Grant	\$ 1,259,000	\$ 29,000	\$ 7,668	\$ 21,332	0.6%
Health COVID Immunization Grant	1,546,278	156,940	147,771	9,169	9.6%
<b>Total</b>	<b>\$ 2,805,278</b>	<b>\$ 185,940</b>	<b>\$ 155,439</b>	<b>\$ 30,501</b>	<b>5.5%</b>

<b>OTHER GRANTS</b>					
Other - Texas State Library Archives	\$ 50,000	\$ 29,858	\$ 13,468	\$ 16,390	26.9%
Other - Cities for Financial Empowerment	80,000	-	-	-	0.0%
Other - San Antonio Area Foundation COVID Grant	50,000	50,000	50,000	-	100.0%
Other - Humanities Texas Relief Grant	5,000	-	4,487	(4,487)	89.7%
Racial and Ethnic Approaches to Community Health (REACH)	198,000	46,260	36,111	10,149	18.2%
FY 2020 CSBG Program Supplemental	105,026	105,026	105,026	-	100.0%
CSBG CARES - TX Eviction Diversion Program	600,000	-	80,106	(80,106)	13.4%
<b>Total</b>	<b>\$ 1,088,026</b>	<b>\$ 231,144</b>	<b>\$ 289,198</b>	<b>\$ (58,054)</b>	<b>26.6%</b>



### Variance Explanations

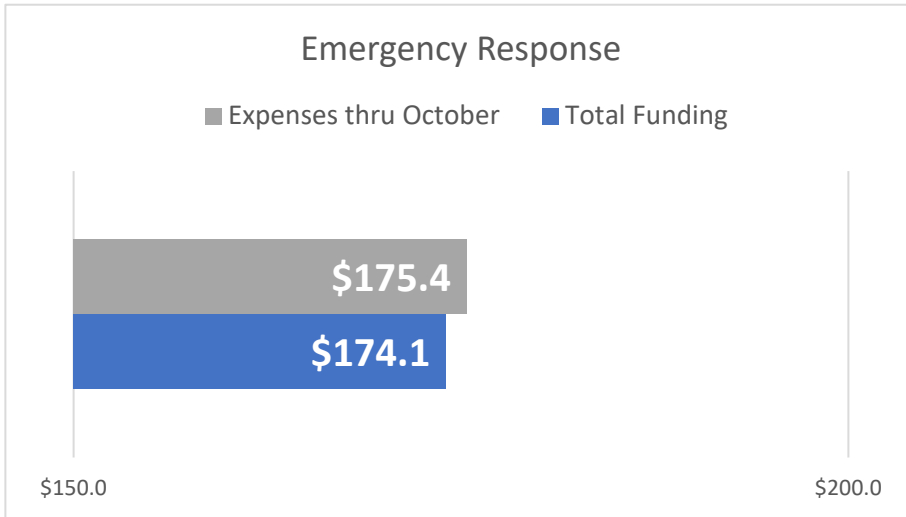
- 1 Variance in the spending of Coronavirus Relief Fund resources will be adjusted as the final closeouts to the CRF will be completed in January.
- 2 Variance in the spending of General Fund resources is the result of the delayed spending in the Housing Security, Small Business and Digital Inclusion pillars of the Recovery and Resiliency Plan as described in notes 3, 4, 5, and 6.
- 3 The Housing Security EHAP Phase 3 variance is due to timing differences with regards to program setup including required training on the use of Phase 3 funding.
- 4 The Non EHAP Housing Security variance is due to timing differences between when services are provided and when the invoices for these programs are received.  
5 It was anticipated that a total of 40 Train for Jobs SA participants would be enrolled in on-the-job training through December; however, a total of 3 have been enrolled through December. Partner agencies are actively working to identify participants interested in on-the-job training opportunities, as the vast majority of Train for Jobs SA participants have opted for high school equivalency, short-term, and long-term training opportunities.
- 6 The Digital Inclusion variance is due to a purchasing delay resulting from Core Infrastructure and Fiber Connections pricing reviews as well as a timing difference in receiving of infrastructure equipment and mobile devices received after their anticipated arrival.

# COVID-19 Emergency & Recovery & Resiliency Plan

## Spending Plan by Program

City of San Antonio

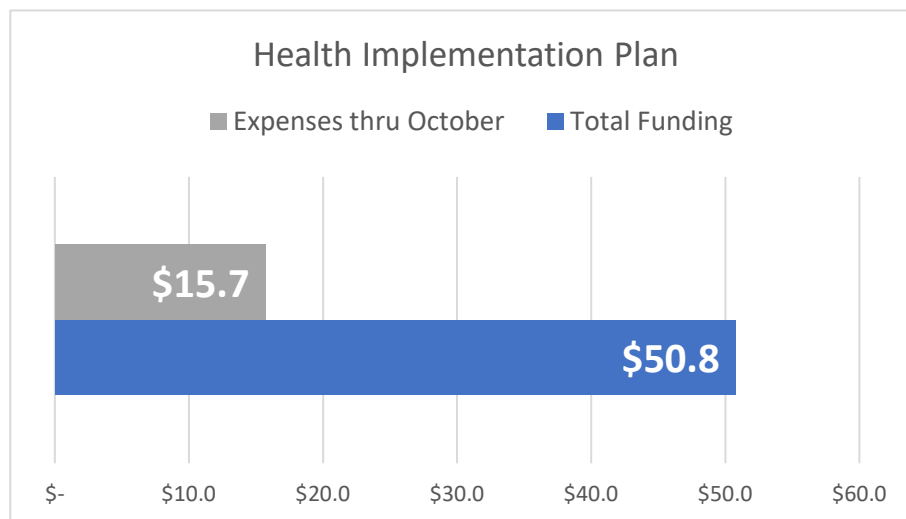
### Emergency Response



Months Remaining to Spend \$-1.3 Million

0 Months

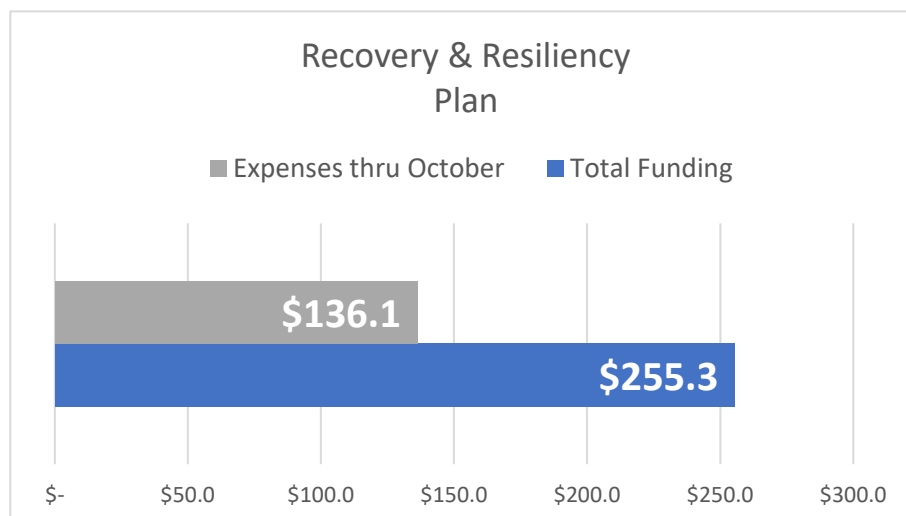
### Health Implementation Plan



Months Remaining to Spend \$35 Million

9 Months

### Recovery & Resiliency Plan



Months Remaining to Spend \$119.2 Million

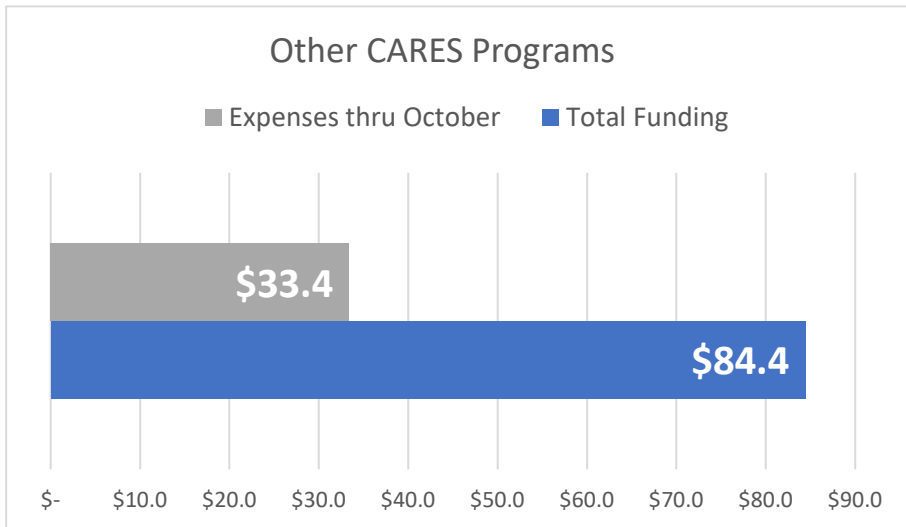
21 Months

# COVID-19 Emergency & Recovery & Resiliency Plan

## Spending Plan by Program

City of San Antonio

### Other CARES Programs



Months Remaining to Spend \$51 Million

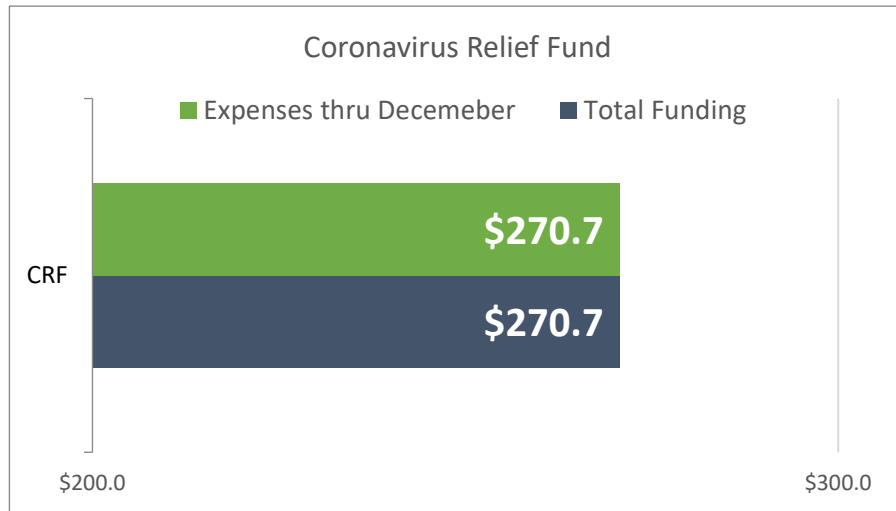
21 Months

# COVID-19 Emergency & Recovery & Resiliency Plan

## Spending Plans by Revenue Source

City of San Antonio

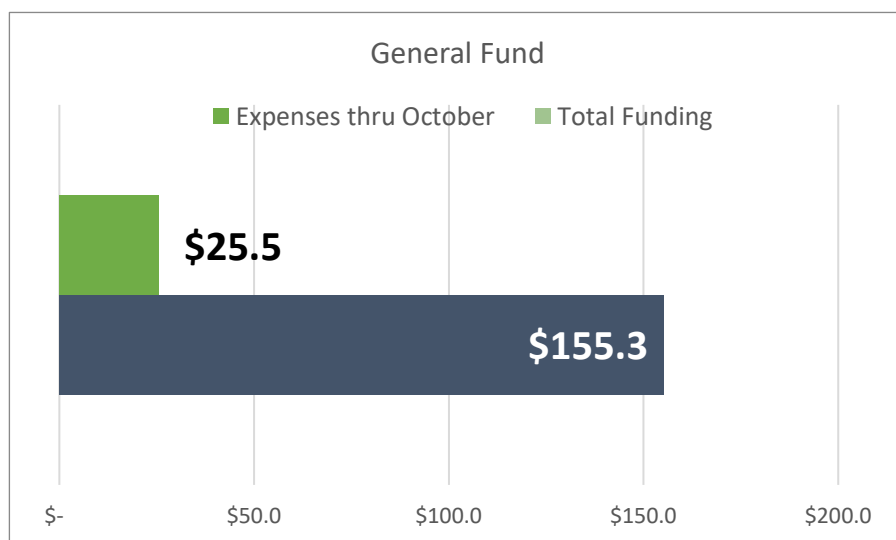
### Coronavirus Relief Fund - \$ in Millions



Months Remaining to Spend \$0 Million

0 Months

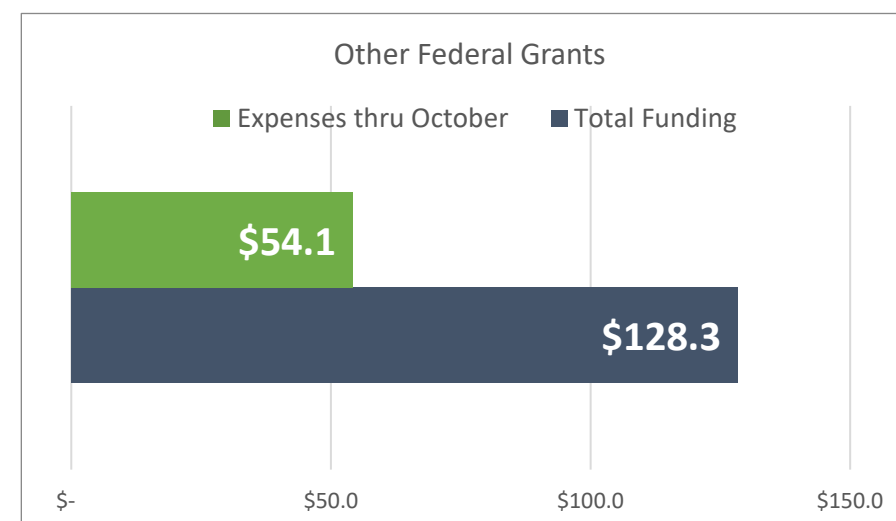
### General Fund



Months Remaining to Spend \$129.8 Million

9 Months

### Other Federal Grants



Months Remaining to Spend \$74.2 Million

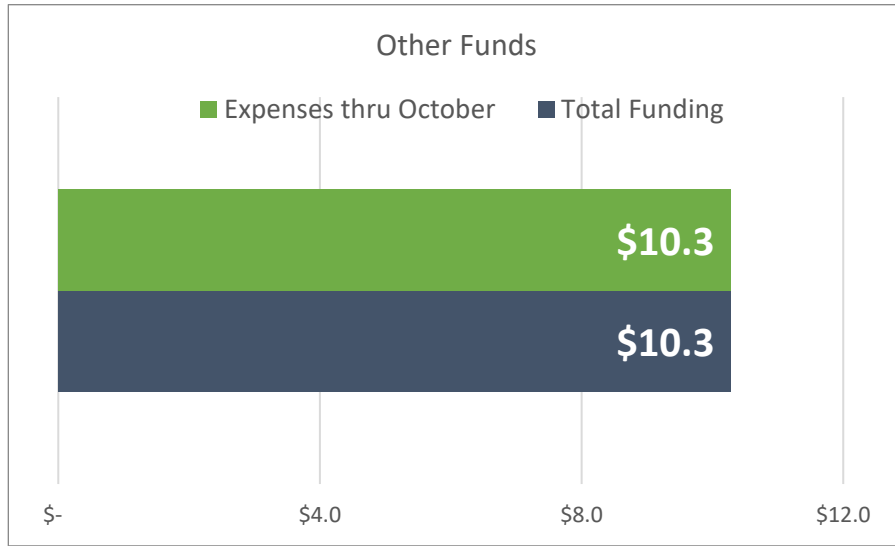
21 Months

# COVID-19 Emergency & Recovery & Resiliency Plan

## Spending Plans by Revenue Source

City of San Antonio

### Other Funds (TIRZ, SA Housing Trust, Donations)



Months Remaining to Spend \$0 Million

4 Months