



CITY OF SAN ANTONIO
PURCHASING AND GENERAL SERVICES DEPARTMENT

FORMAL INVITATION FOR BID ("IFB") NO.: 6100006820

PURCHASE OF MEDIUM AND HEAVY DUTY TRUCKS

Date Issued: NOVEMBER 6, 2015

BIDS MUST BE RECEIVED NO LATER THAN:
2:00 P.M. CENTRAL TIME DECEMBER 7, 2015

ORIGINAL

Bids may be submitted by any of the following means:

- Electronic submission through the Portal
- Hard copy in person or by mail

Address for hard copy responses:

Physical Address:

City Clerk's Office
100 Military Plaza
2nd Floor, City Hall
San Antonio, Texas 78205

Mailing Address:

City Clerk's Office
P.O. Box 839966
San Antonio, Texas 78283-3966

For Hard Copy Submissions, Mark Envelope

"PURCHASE OF MEDIUM AND HEAVY DUTY TRUCKS"

Bid Due Date: 2:00 p.m. CENTRAL TIME, DECEMBER 7, 2015

Bid No.: 6100006820

Bidder's Name and Address

Bid Bond: None Performance Bond: None Payment Bond: None Other: None

See Supplemental Terms & Conditions for information on these requirements.

Affirmative Procurement Initiative:

DBE / ACDBE Requirements:

See Instructions for Bidders and Attachments sections for more information on these requirements.

Pre-Submittal Conference * YES

* If YES, the Pre-Submittal conference will be held on NOVEMBER 12, 2015 at 10:00 AM at FLEET TRAINING ROOM, 329 S. FRIO ST., SAN ANTONIO, TX 78207

Staff Contact Person: LD MCGARITY, PROCUREMENT SPECIALIST II, P.O. Box 839966, San Antonio, TX 78283-3966.

Email: ld.mcgarity@sanantonio.gov

Phone: 210-207-2078

Fax: 210-207-4360

002 - TABLE OF CONTENTS

002 - TABLE OF CONTENTS..... 2

003 - INSTRUCTIONS FOR BIDDERS 3

004 - SPECIFICATIONS / SCOPE OF SERVICES..... 9

005 - SUPPLEMENTAL TERMS & CONDITIONS 31

006 - GENERAL TERMS & CONDITIONS 34

007 - SIGNATURE PAGE..... 39

008 - STANDARD DEFINITIONS 40

009 - ATTACHMENTS..... 42

003 - INSTRUCTIONS FOR BIDDERS

Submission of Bids.

Submission of Hard Copy Bids. Submit one original bid, signed in ink, and two copies of the bid enclosed in a sealed envelope addressed to the City Clerk at the address and by the due date provided on the Cover Page. The name and address of Bidder, the date and hour of the bid opening, bid number and title of the bid solicitation shall be marked on the outside of the envelope(s). All times stated herein are Central Time. Any bid or modification received after the time and date stated on the Cover Page shall be rejected.

Submission of Electronic Bids. Submit one bid electronically by the due date provided on the Cover Page. All times stated herein are Central Time. Any bid or modification received after the time and date stated on the Cover Page shall be rejected. All forms in this solicitation which require a signature must have a signature affixed thereto, either by manually signing the document, prior to scanning it and uploading it with your submission, or affixing it electronically.

Bids sent to City by facsimile or email shall be rejected.

Modified Bids. Bids may be modified provided such modifications are received prior to the time and date set for submission of bids, and submitted in the same manner as original bids. For hard copy bids, provide a cover letter with the bid, indicating it is a modified bid and that the Original bid is being withdrawn. For electronic bids, a modified bid will automatically replace a prior bid submission. See below for information on submitting Alternate Bids.

City shall not be responsible for lost or misdirected bids or modifications.

Bidders must sign the Signature Page on hard copy bids and return the IFB document to City. For electronic bids, Bidder's electronic submission, with accompanying affirmations, constitutes a binding signature for all purposes.

Bidders are cautioned that they are responsible for the security of their log on ID and password, since unauthorized use could result in Bidder's being held liable for the submission.

Certified Vendor Registration Form. If Bidder has not completed City's Certified Vendor Registration (CVR) Form, Bidder is required to do so prior to the due date for submission of bids. The CVR form may be accessed at: <http://www.sanantonio.gov/purchasing/>. Bidders must identify the correct name of the entity that will be providing the goods and/or services under the contract. No nicknames, abbreviations (unless part of the legal title), shortened or short-hand names will be accepted in place of the full, true and correct legal name of the entity.

Alternate Bids. Alternate bids may be allowed at the sole discretion of City.

Hard Copy Alternate Bids. Alternate bids must be submitted in separate sealed envelopes in the same manner as submission of other bids. Alternate bids must be marked consecutively on the envelope as Alternate Bid No. 1, 2, etc. Failure to submit alternate bids in separate envelopes may result in rejection of a bid.

Electronic Alternate Bids Submitted Through the Portal. All alternate bids are recorded with original bids when submitted electronically.

Catalog Pricing. (This section applies to bids using catalog pricing.)

The bid will be based on manufacturer's latest dated price list(s). Said price list(s) must denote the manufacturer, latest effective date and price schedule.

Bidders shall be responsible for providing one copy of the manufacturer's catalog for each manufacturer for which a bid is submitted. Bidder shall provide said catalog at the time of submission of its bid. Manufacturers' catalogs may be submitted in any of the following formats: paper copy or CD ROM for bids submitted on paper, or PDF file for bids submitted electronically.

Bidders may submit price lists other than the manufacturer's price list. Said price list(s) must denote the company name, effective date and price schedule. These price lists are subject to approval of City Purchasing & General Services Department.

Specified items identified herein, if any, are for overall bid evaluation and represent the commonly and most used items. Net prices entered for those specified items must reflect the actual price derived from quoted price list less all discounts offered.

Restrictions on Communication.

Bidders are prohibited from communicating with: 1) elected City officials and their staff regarding the IFB or bids from the time the IFB has been released until the contract is posted as a City Council agenda item; and 2) City employees from the time the IFB has been released until the contract is awarded. These restrictions extend to "thank you" letters, phone calls, emails and any contact that results in the direct or indirect discussion of the IFB and/or bid submitted by Bidder. Violation of this provision by Bidder and/or its agent may lead to disqualification of Bidder's bid from consideration.

Exceptions to the restrictions on communication with City employees include:

Bidders may ask verbal questions concerning this IFB at the Pre-Submittal Conference.

Bidders may submit written questions, or objections to specifications, concerning this IFB to the Staff Contact Person listed on the Cover Page on or before 7 calendar days prior to the date bids are due. Questions received after the stated deadline will not be answered. Questions submitted and City's responses will be posted with this solicitation. All questions shall be sent by e-mail or through the portal.

Bidders may provide responses to questions asked of them by the Staff Contact Person after bids are received and opened. The Staff Contact Person may request clarification to assist in evaluating Bidder's response. The information provided is not intended to change the bid response in any fashion. Such additional information must be provided within two business days from City's request.

Bidders and/or their agents are encouraged to contact the Small Business Office of the International and Economic Development Department for assistance or clarification with issues specifically related to the City's Small Business Economic Development Advocacy (SBEDA) Program policy and/or completion of the SBEDA form(s), if any. The point of contact is identified on the Cover Page. Contacting the Small Business Office regarding this IFB after the bid due date is not permitted. If this solicitation contains Affirmative Procurement Initiatives, it will be noted on the Cover Page.

If this solicitation contains DBE/ACDBE requirements, bidders and/or their agents may contact the Aviation Department's DBE/ACDBE Liaison Officer for assistance or clarification with issues specifically related to the DBE/ACDBE policy and/or completion of the required form(s). Point of contact is Ms. Lisa Brice, who may be reached via telephone at (210) 207-3505 or through e-mail at lisa.brice@sanantonio.gov. Bidders and/or their agents may contact Ms. Brice at any time prior to the due date for submission of bids. Contacting her or her office regarding this IFB after the bid due date is not permitted. If this solicitation contains DBE/ACDBE requirements, it will be noted on the Cover Page.

Pre-Submittal Conference.

If a Pre-Submittal Conference is scheduled, it will be held at the time and place noted on the Cover Page. Bidders are encouraged to prepare and submit their questions in writing in advance of the Pre-Submittal Conference in order to expedite the proceedings. City's responses to questions received prior to the conference may be distributed at the Pre-Submittal Conference and posted with this solicitation. Attendance at the Pre-Submittal Conference is optional, but highly encouraged.

This meeting place is accessible to disabled persons. Call the Staff Contact Person for information on the location of the wheelchair accessible entrance, or to request an interpreter for the deaf. Interpreters for the deaf must be requested at least 48 hours prior to the meeting. For other assistance, call (210) 207-7245 Voice/TTY.

Any oral response given at the Pre-Submittal Conference that is not confirmed in writing and posted with this solicitation shall not be official or binding on the City.

Changes to IFB.

Changes to this IFB made prior to bid opening shall be made directly to the original IFB. Changes are captured by creating a replacement version each time the IFB is changed. It is Bidder's responsibility to check for new versions

until the bid due date. City will assume that all bids received are based on the final version of the IFB as it exists on the day bids are due.

No oral statement of any person shall modify or otherwise change or affect the terms, conditions or specifications stated in the IFB.

Preparation of Bids.

All information required by the IFB must be furnished or the bid may be deemed non-responsive and rejected. Any ambiguity in the bid as a result of omission, error, unintelligible or illegible wording shall be construed in the favor of City.

Correct Legal Name. If Bidder is found to have incorrectly or incompletely stated the name of the entity that will provide goods and/or services, the bid may be rejected.

Line Item Bids. Any bid that is considered for award by each unit or line item, must include a price for each unit or line item for which Bidder wishes to be considered. All bids are awarded on the basis of low line item, low total line items, or in any other combination that serves the best interest of City, unless City designates this solicitation as an "all or none" bid in the Supplemental Terms & Conditions.

All or None Bids. Any bid that is considered for award on an "all or none" basis must include a price for all units or line items. In an "All or None" bid, a unit price left blank shall result in the bid being deemed nonresponsive and disqualified from consideration. An "All or None" bid is one in which City will award the entire contract to one bidder only.

Delivery Dates. Proposed delivery dates must be shown in the bid form where required and shall include weekends and holidays, unless specified otherwise in this IFB. Proposed delivery times must be specific. Phrases such as "as required", "as soon as possible" or "prompt" may result in disqualification of the bid. Special delivery instructions, if any, may be found in the Specifications / Scope of Services section of this document, or in the Purchase Order.

Tax Exemption. The City of San Antonio is exempt from payment of federal taxes, and State of Texas limited sales excise and use taxes. Bidders must not include such taxes in bid prices. An exemption certificate will be signed by City where applicable upon request by Bidder after contract award.

Description of Supplies.

Any brand names, catalog or manufacturer's reference used in describing an item is merely descriptive, and not restrictive, unless otherwise noted, and is used only to indicate quality and capability desired.

Bids submitted for comparable items must clearly identify the proposed product, model, and type, as applicable, and shall include manufacturer specification sheet(s) for each proposed item with bid response. Product specifications shall be the most current available and be sufficiently detailed and descriptive so as to permit City to determine the item's suitability and compliance with bid specifications. City shall be the sole judge of equality and suitability of comparable items.

Pro-rata adjustments to packaging and pricing may be allowed at the sole discretion of City.

Samples, Demonstrations and Pre-award Testing. If requested by City, Bidder shall provide product samples, demonstrations, and/or testing of items bid to ensure compliance with specifications prior to award of the contract. Samples, demonstrations and/or testing must be provided within 7 calendar days of City's request. Failure to comply with City's request may result in rejection of a bid. All samples (including return thereof), demonstrations, and/or testing shall be at Bidder's expense. Samples will be returned upon written request. Requests for return of samples must be made in writing at the time the samples are provided. Otherwise, samples will become property of City at no cost to City. Samples that are consumed or destroyed during demonstrations or testing will not be returned.

Estimated Quantities for Annual Contracts.

Designation as an "annual" contract is found in the contract's title on the Cover Page of this document. The quantities stated are estimates only and are in no way binding upon City. Estimated quantities are used for the purpose of evaluation. City may increase or decrease quantities as needed. Where a contract is awarded on a unit price basis, payment shall be based on the actual quantities supplied.

Bidders shall thoroughly examine the drawings, specifications, schedule(s), instructions and all other contract documents.

Bidders shall make all investigations necessary to thoroughly inform themselves regarding plant and facilities for delivery of material and equipment, or conditions and sites/locations for providing goods and services as required by this IFB. No plea of ignorance by Bidder will be accepted as a basis for varying the requirements of City or the compensation to Bidder.

Confidential or Proprietary Information. All bids become the property of the City upon receipt and will not be returned. Any information deemed to be confidential by Bidder should be clearly noted; however, City cannot guarantee that it will not be compelled to disclose all or part of any public record under the Texas Public Information Act, since information deemed to be confidential by Bidder may not be considered confidential under Texas law, or pursuant to a Court order. Note that pursuant to state law, bids are opened publicly and read aloud. In addition, bids are tabulated and posted to the City's website, so shall not be considered proprietary or confidential.

Interlocal Participation.

City may engage in cooperative purchasing with other governmental entities or governmental cooperatives ("Entity" or "Entities") to enhance City's purchasing power. At City's sole discretion and option, City may inform other Entities that they may acquire items listed in this IFB. If this contract will be subject to cooperative purchasing, such fact will be indicated in the Supplemental Terms and Conditions portion of this IFB. Such acquisition(s) shall be at the prices stated in the bid, and shall be subject to Bidder's acceptance. Entities desiring to acquire items listed in this IFB shall be listed on a rider attached hereto, if known at the time of issuance of the IFB. City may issue subsequent riders after contract award setting forth additional Entities desiring to utilize this bid.

Bidder must sign and submit the rider, if attached to this IFB, with its bid, indicating whether Bidder wishes to allow other Entities to use its bid. Bidder shall sign and return any subsequently issued riders within ten calendar days of receipt. Bidder's decision on whether to allow other Entities to use the bid shall not be a factor in awarding this IFB.

Costs of Bidding. Bidder shall bear any and all costs that are associated with the preparation of the Bid, attendance at the Pre-Submittal Conference, if any, or during any phase of the selection process.

Rejection of Bids.

City may reject any and all bids, in whole or in part, cancel the IFB and reissue the solicitation. City may reject a bid if:

Bidder misstates or conceals any material fact in the bid; or

The bid does not strictly conform to law or the requirements of the solicitation;

The bid is conditional; or

Any other reason that would lead City to believe that the bid is non-responsive or Bidder is not responsible.

City, in its sole discretion, may also waive any minor informalities or irregularities in any bid, such as failure to submit sufficient bid copies, failure to submit literature or similar attachments, or business affiliation information.

Variances and Exceptions to Bid Terms. In order to comply with State law, bidders must submit bids on the same material terms and conditions. Bids that contain material variances or exceptions to the terms and conditions, including additional terms and conditions, will be rejected.

Changes to Bid Form. Bids must be submitted on the forms furnished. Bids that change the format or content of City's IFB will be rejected.

Withdrawal of Bids. Bids may be withdrawn prior to the time set for the bid opening. Written notice of withdrawal shall be provided to the City Clerk for bids submitted in hard copy. Bids submitted electronically may be withdrawn electronically.

Bid Opening. Bids will be opened publicly and read aloud at 2:30 P.M. central time on the day the bids are due. Bid openings are held at Purchasing & General Services, Riverview Tower, 11th Floor, 111 Soledad, Suite 1100, San Antonio, Texas 78205.

Evaluation and Award of Contract.

Per Section §252.043 of the Texas Local Government Code, the contract will be awarded to the lowest responsible bidder. The Purchasing Division evaluates bids for responsiveness and the responsibility of the bidder, and makes a recommendation to the City Council. The City Council makes the final determination regarding award.

City reserves the right to make an award on the basis of low line item, low total line items, or in any other combination that serves the best interest of City, unless City designates this solicitation as an "all or none" bid in the Supplemental Terms & Conditions.

A written award of acceptance (manifested by a City Ordinance) and Purchase Order furnished to Bidder results in a binding contract without further action by either party. Vendor must have the Purchase Order before making any delivery.

City reserves the right to utilize historical usage data as a basis for evaluation of bids when future usages are unable to be determined.

Breaking of tie bids shall be in accordance with the Texas Local Government Code §271.901.

City reserves the right to delete items prior to the awarding of the contract, and purchase said items by other means.

Inspection of Facilities/Equipment.

Depending on the nature of the IFB, Bidders' facilities and equipment may be a determining factor in making the bid award. All bidders may be subject to inspection of their facilities and equipment.

Prospective bidders must prove beyond any doubt to City Purchasing Administrator that they are qualified and capable of performing the contract's requirements.

Prompt Payment Discount.

Provided Bidder meets the requirements stated herein, City shall take Bidder's offered prompt payment discount into consideration. The evaluation will not be based on the discount percentage alone, but rather the net price as determined by applying the discount to the bid price, either per line item or total bid amount. However, City reserves the right to reject a discount if the percentage is too low to be of value to City, all things considered. City may also reject a discount if the percentage is so high as to create an overly large disparity between the price City would pay if it is able to take advantage of the discount and the price City would pay if it were unable to pay within the discount period. City may always reject the discount and pay within the 30 day period, at City's sole option.

City will not consider discounts that provide fewer than 10 days to pay in order to receive the discount.

For example, payment terms of 2% 5, Net 30 will NOT be considered in bid evaluations or in the payment of invoices. However, payment terms of 2% 10, Net 30 will result in a two percent reduction in the bid price during bid evaluation, and City will take the 2% discount if the invoice is paid within the 10 day time period.

Tabulations. The Purchasing Division will post preliminary tabulations within 7 days of the advertised bid opening. The information on these tabulations will be posted for informational purposes only, and will be posted as read during the bid opening. This tabulation is not a notice of award of the contract. All bids are subject to review for completeness, accuracy and compliance with the terms set forth in the bid documents.

Bid Protest Procedures.

Any bidder who is adversely affected in connection with the solicitation, evaluation, or proposed award of a contract may file a protest with the Director and appeal any adverse decision to the City Manager of the City of San Antonio.

Bidder must deliver a written notice of protest to the Director within 7 calendar days of the posting of the intent to award. If Bidder does not file a written notice within this time, Bidder will have waived all rights to formally protest the intent to award. It is Bidder's responsibility to check the City's website posting.

Debriefing. Debriefing of contract award is available upon request and after award of the Contract.

Prohibited Financial Interest. The Charter of the City of San Antonio and its Ethics Code prohibit a City officer or employee, as those terms are defined in the Ethics Code, from having a financial interest in any contract with City or any

City agency such as City-owned utilities. An officer or employee has a "prohibited financial interest" in a contract with City or in the sale to City of land materials, supplies or service, if any of the following individual(s) or entities is a party to the contract or sale: the City officer or employee; his parent, child or spouse; a business entity in which he or his parent, child or spouse owns ten (10) percent or more of the voting stock or shares of the business entity, or ten (10) percent or more of the fair market value of the business entity; or a business entity in which any individual or entity above listed is a subcontractor on a City contract, a partner or a parent or subsidiary business entity.

Conflict of Interest. Effective January 1, 2006, Chapter 176 of the Texas Local Government Code requires that persons, or their agents, who seek to contract for the sale or purchase of property, goods, or services with the City, shall file a completed conflict of interest questionnaire with the City Clerk not later than the 7th business day after the date that the person: (1) begins contract discussions or negotiations with the City; or (2) submits to the City an application, response to a request for proposals or bids, correspondence, or another writing related to a potential agreement with the City. The conflict of interest questionnaire form is available from the Texas Ethics Commission at www.ethics.state.tx.us. Completed conflict of interest questionnaires may be mailed or delivered by hand to the Office of the City Clerk. If mailing a completed conflict of interest questionnaire, mail to: Office of the City Clerk, P.O. Box 839966, San Antonio, TX 78283-3966. If delivering a completed conflict of interest questionnaire, deliver to: Office of the City Clerk, City Hall, 2nd floor, 100 Military Plaza, San Antonio, TX 78205." Bidder should consult its own legal advisor with questions regarding the statute or form. Do not include this form with your sealed bid. The Purchasing Division will not deliver the form to the City Clerk for you.

State of Texas Conflict of Interest Questionnaire (Form CIQ). Chapter 176 of the Texas Local Government Code requires that persons, or their agents, who seek to contract for the sale or purchase of property, goods, or services with the City, shall file a completed Form CIQ with the City Clerk if those persons meet the requirements under 176.006(a) of the statute.

By law this questionnaire must be filed with the City Clerk not later than the 7th business day after the date the vendor becomes aware of facts that require the statement to be filed. See Section 176.006(a-1), Texas Local Government Code.

Form CIQ is available from the Texas Ethics Commission by accessing the following web address:

https://www.ethics.state.tx.us/filinginfo/conflict_forms.htm

In addition, please complete the **City's Addendum to Form CIQ (Form CIQ-A)** and submit it with Form CIQ to the Office of the City Clerk. The Form CIQ-A can be found at:

<http://www.sanantonio.gov/atty/ethics/pdf/OCC-CIQ-Addendum.pdf>

When completed, the CIQ Form and the CIQ-A Form should be submitted together, either by mail or hand delivery, to the Office of the City Clerk. If mailing, mail to:

Office of the City Clerk, P.O. Box 839966, San Antonio, TX 78283-3966.

If delivering by hand, deliver to:

Office of the City Clerk, City Hall, 2nd floor, 100 Military Plaza, San Antonio, TX 78205.

Do not include these forms with your sealed bid. The Purchasing Division will not deliver the forms to the City Clerk for you.

004 - SPECIFICATIONS / SCOPE OF SERVICES

- 4.1 **SCOPE:** The City of San Antonio is soliciting bids to provide 21 medium and heavy trucks in accordance with the Building and Equipment Services Department specifications listed herein. This equipment will be utilized by the Aviation, Solid Waste Management, Parks & Recreation, Office of Downtown Operations, Convention Facilities, and Transportation and Capital Improvements departments for various construction and/or repair projects across the City.
- 4.2 **GENERAL CONDITIONS:** The following general conditions will apply to all items within this bid unless specifically excluded within any item.
- 4.2.1 Equipment shall be manufacturer's latest design, standard production model and shall have been manufactured within the last 12 months from the date of delivery to City. All components shall be installed new, unused, and shall be manufacturer's standard equipment unless otherwise specified or replaced herein. Equipment is to be inspected, serviced, and adjusted in accordance with manufacturer's recommended pre-delivery checklist, and ready for operation upon delivery. Manufacturer's Statement of Origin (MSO) showing manufacture within the last 12 calendar months, and completed pre-delivery checklists will be required at delivery. Equipment offered under the below listed specifications will be considered unacceptable if, for any reason, the equipment's, or major component's, long term availability on the U.S. market, or in the local area, is in doubt.
- 4.2.2 Equipment must include the maximum standard manufacturer's warranty on all components, with parts and service included. All components, parts and service shall include, as a minimum, a one year unlimited mileage/hours warranty. All warranty times shall start the date the vehicle is placed in service as determined by the City, not on the delivery date. The dealer will be notified by letter of the in-service date of each vehicle by serial number. Bidder shall fully explain the warranty by attaching separate, authenticated correspondence or entering such information in the remarks section of this bid. Warranty, reliability, and replacement captive parts costs and availability shall be a consideration in award of this bid. Warranty parts and service must be available within 50 mile radius of San Antonio City Hall from and by a factory-authorized dealer (NO EXCEPTIONS). In the event that a unit purchased from a vendor requires transportation outside of Bexar County for a repair covered under warranty, that vendor shall be responsible for paying for all cost associated with the transportation to and from the warranty repair facility. If the vendor chooses to travel to inspect the unit to determine if the repair needed is covered under warranty, all expenses shall be paid for by the vendor. All warranty repairs must be completed within three (3) business days from the date equipment is delivered to the vendor unless otherwise approved by the appropriate City of San Antonio BESD Fleet Operations Manager or designate. Bidders must certify that all repairs needed after the warranty period will be available within 50 mile radius of San Antonio City Hall.
- 4.2.3 **DELIVERY** - All deliveries are to be made inside the City limits of San Antonio. Vendor must deliver equipment to the following address:
- City of San Antonio,
Northeast Service Center,
10303 Tool Yard, Bldg #2,
San Antonio, TX 78233
Attn: Acquisitions
- Delivery to a non-specified location will result in non-acceptance of the equipment by the City. All deliveries must be pre-arranged with a minimum 24-hour notification, NO EXCEPTIONS. Vehicles will be accepted 8:00 A.M. to 3:00 P.M. CST. Vehicles with more than 3,500 miles accumulated on the odometer will not be accepted. All vehicles are required to have a full tank(s) when delivered to City specified location.
- 4.2.4 **Literature and Equipment Manuals** – The supplier shall furnish (4) complete sets per vehicle type, of the following: Parts Manual, Maintenance Manual, Service Manual, and Operators Manual, or (5) CD ROM per model of all equipment, accessories, and components, or (4) USB drives, or accessible on-line through manufacturer's website. The supplier shall furnish (4) complete sets of detailed literature and specifications of each vehicle type upon contract award.
- 4.2.5 **Training** – The City may require operational and maintenance training for equipment. If so, training shall be provided by a qualified instructor and conducted at a designated City facility. The City will not pay any cost incurred by the successful bidder in providing training. Training shall be provided no later than 30 days after the City takes delivery and accepts the new equipment at the specified City facility. Unless otherwise specified,

training shall consist of a minimum (1) eight hour day. Payment for new equipment will not be made to successful bidder until training is completed. Operator training shall be coordinated with Fleet Operations staff. For equipment requiring more complex operation the City may require job site operational training that could last multiple days to assure proper machine operation.

- 4.2.6 DEMONSTRATIONS – The City may request, from selected vendors, a demonstration of proposed equipment. The City is under no obligation to demo all products proposed by vendors. If a demonstration is required, the City's Fleet Operations Manager will contact the vendor to schedule the product demonstration. This request will be considered an integral part of the bid process. Failure to comply may result in the bid being deemed non-responsive, and therefore, not considered for award. Upon request, the vendor shall have a minimum of five (5) working days to provide and deliver the equipment to a location specified by City for the demonstration. The vendor shall make the equipment available for a minimum of five (5) working days at City's location, but not to exceed ten (10) working days.
- 4.2.7 EVALUATION – In the event that a demonstration is required, the equipment will be evaluated to determine if the unit meets the minimum bid specifications at the City's discretion.
- 4.2.8 All prices will be quoted F.O.B., designated City of San Antonio facility. All bids will be submitted in triplicate and will include complete manufacturer's specifications for each model being bid.
- 4.2.9 Units shall be equipped with OEM, or equal, warning and shut down systems for low oil pressure and or high coolant temperature at a minimum. This requirement applies to all bid line items.
- 4.2.10 The Manufacturer's Statement of Origin (MSO), Dealer Temporary license plates/tags, proper Invoice, Texas state inspection certificate, signed 130U form and **State Weight Certificate/slip (for trucks over one ton)** are required upon delivery of each vehicle. Any of these missing items will deem the vehicle delivered *Not as Specified* and will not be processed or accepted vehicle all required paperwork is completed and provided to Fleet Acquisition.
- 4.2.11 All bodies and components in this bid will be installed in accordance with the appropriate complete Vehicle Data Manual. Certification of compliance will be posted on the left door post of the vehicle. Except for manufacturer's data plates (maximum 4" x 6"), vendor or manufacturer's identifying markings (decals and plates) will not be applied to the vehicle or mounted components. Installation will be completed in compliance with Federal Motor Vehicle Department of Transportation Standards and Texas State Highway requirements. Installation of body and accessories on City furnished vehicles will be accomplished by drilling holes in the frame. Welding on or cutting of frame is **not** authorized forward of the rear spring hanger or support. Bidders will be responsible for the relocation of any truck components to facilitate installation of the body and equipment. Such relocation must be included as part of the basic bid. No dealership nameplates, markings or decals will be permitted on the vehicles.
- 4.2.12 All vehicles are to be equipped at the factory with air conditioning/Heater/defroster, (Maximum capacity cooling system offered by manufacturer), full headliner minimum OEM AM/FM radio, power steering, power ABS brakes, power and heated mirrors and manual tilt steering wheel. Each unit shall have a **minimum three (3) sets of keys. Convenience Features:** Vehicle shall be equipped with adjustable seats; intermittent wipers, cruise control. All lighting shall be LED where available.
- 4.2.13 All units shall be equipped with safety equipment as required by the Federal Government. All units shall **MEET ALL SAFETY STANDARDS AND REQUIREMENTS.**
- 4.2.14 **Any diesel engine being bid must conform to latest NOx EPA and GHG emission standard in effect at the time of offer. Vendor must supply a copy of the latest Emissions Certificate of Conformity for the vehicles bid. Only engines using selective catalytic reduction (SCR) technology will be accepted.**
- 4.2.15 All vehicles provided shall be equipped with OEM tinted glass.
- 4.2.16 Vehicles provided shall have a minimum of a driver's seat and one passenger seat, unless otherwise specified.
- 4.2.17 Exterior and Interior Color: Unless otherwise specified, each vehicle shall have a white exterior body color. Unless otherwise specified, interior coloring shall be dark grey.
- 4.2.18 **BRAND NAMES:** Manufacturer names, trade names, brand names, and product numbers used herein are for the purpose of describing and establishing tested, compatible, approved and acceptable products that are of the type and quality required by the City. The use of pre-approved brand names are not intended to limit competition;

therefore the phrase "or equal" is added. For purposes of this contract, the proposed "or equal" products shall require close adherence to the established standards of performance and quality inherently derived and reasonably expected from the brand named products specified herein. The City shall be the sole judge of equality.

4.3	ITEM	QUANTITY	DESCRIPTION
	1	5	19,501-26,000 GVWR General Purpose Flatbed

DELETED:

4.4	ITEM	QUANTITY	DESCRIPTION
	2	1	19,501 - 26,000 GVWR 15' Brush Dump Body and Tarp

4.4.1 ENGINE: Diesel, minimum 260 H.P.

4.4.2 GVWR: Maximum 26,000 lbs.

4.4.3 TRANSMISSION: Allison RDS 3000, or proven equal.

4.4.4 REAR AXLE: Minimum 17,500 lbs., single speeds, ratio geared to attain 65 mph +/-2 mph, equipped with hub piloted steel hubs, out-board mount type brake drums. Stemco (or equal) oil rear seals.

4.4.5 FRONT AXLE: Minimum 8,500 lbs., equipped with hub piloted steel hubs, out-board mount type brake drums with Stemco (or equal) front wheel visible cap bearing oiler. Front shock absorbers to be heaviest duty available for specified axle.

4.4.6 SUSPENSION: Equipped with manufacturer's heavy duty suspension applicable to axle ratings and overall gross vehicle weight

4.4.7 WHEELS AND TIRES: Wheels to be 10 hole hub piloted steel disk wheel, minimum 11R-22.5R steel belted tubeless radials, minimum load range G tires. Front tires to be conventional tread. Rear dual wheel application to be on-off, self-cleaning, lug design. Loose lug indicators on front and rear wheels.

4.4.8 BRAKES: Full air, S-cam type, manufacturer's heavy duty brake shoes, spring set parking brakes. Front and rear automatic slack adjusters. Gear or belt driven compressor. Minimum 13 CFM compressor, Midland Pure Air Plus Dryer Model DA33100 or equal with automatic drain valves Model KN24000 or equal on all tanks. Spring set parking brakes on both rear axles. Quick connect couplings to be located in a protected area near the front bumper. Couplings will not be mounted to the bumper. Female coupling 1/2" Milton M Type or approved equal to air tanks.

4.4.9 FUEL SYSTEM: To be equipped with under cab minimum 45 gallon left or right hand tanks. Fuel filtration system to include primary and secondary type fuel filters with automatic water separator. Diesel Exhaust Fluid (DEF) Gauge inside of cab.

4.4.10 STEERING: Integral power steering.

4.4.11 FRAME: Minimum 75,000 PSI rail, 900,000 RBM.

4.4.12 EXHAUST SYSTEM: Exhaust system to be vertically mounted with turn out.

4.4.13 UNIT TO BE EQUIPPED WITH THE FOLLOWING ADDITIONAL EQUIPMENT:

- 4.4.13.1 Minimum one (1) electrical and one (1) air horns.
- 4.4.13.2 Turn indicators, front and rear, stop and tail lights.
- 4.4.13.3 Tachometer.
- 4.4.13.4 Adjustable steering column.
- 4.4.13.5 Cigar lighter/Power port for use with cell Phone
- 4.4.13.6 Water temperature, oil pressure and volt or amp gauges.

- 4.4.13.7 DOT reflector flare kit mounted in cab or tool box.
- 4.4.13.8 Electronic back up alarm.
- 4.4.13.9 5 lb. fire extinguisher.
- 4.4.13.10 Fixed interval wiper control with windshield washer.
- 4.4.13.11 Seating: Vinyl or premium synthetic upholstery. Driver seat to be reclining with high back, and passenger seating to be 2 man bench type.
- 4.4.13.12 Minimum four (4) factory installed up-fitter switches.

SPECIFICATIONS FOR 15' PLATFORM, TARP AND DUMP:

- 4.4.14 Retractable tarp to be controlled from inside the cab with electronic switches.
- 4.4.15 Dump is to be ALL STEEL BODY and must be hydraulic and have PTO inside cab to operate.
- 4.4.16 LENGTH: Fifteen feet (15')
- 4.4.17 WIDTH: Ninety six inches (96")
- 4.4.18 LONGITUDINAL SILLS: Minimum four inch (4") channel, 5.6 pound, high strength steel
- 4.4.19 CROSS SILLS: Minimum four inch (4") formed box channel of "C" section high strength steel, eleven (11) gauge. All cross sills to be welded to longitudinal sills on all sides. Allow 16" spacing between cross sills.
- 4.4.20 SIDES AND END RAILS: Five feet (5') deep, minimum eleven (11) gauge, with built in box type stake pockets.
- 4.4.21 FLOOR: Minimum three sixteenth inch (3/16"), steel tread plate with floor welded to cross members, or minimum one eighth inch (1/8") steel tread plate with a minimum of five (5) floor support long sills, formed of twelve (12) gauge steel channel.
- 4.4.22 LIGHTS: Two (2) amber reflectors; four (4) red reflectors; two (2) combination stop and turn signal lights; four (4) clearance lights (mounted on left and right rub rails), all required to meet State inspection requirements.
- 4.4.23 MUD FLAPS: Mud flaps manufactured of a rubber base material are to be installed on both sides of vehicle, front and rear of rear tires. Front mud flaps to have anti-sail device. Mud flaps to be minimum one point five (1.5) pounds per square foot and plain black without identifying markings.
- 4.4.24 CAB PROTECTOR: To be manufactured of minimum two inch (2") by two inch (2") minimum eleven (11) gauge steel box tubing. Protector to be cab width and four inches (4") above cab height. Sides of protector to be angled to conform to cab contour (approximately) and extend four inches (4") above top vertical brace. Two (2) vertical, evenly spaced, center supports of minimum two inch (2") by two inch (2") square box is required. Three (3) horizontal braces, one (1) top, one (1) center, and one (1) bottom of frame between vertical braces, using minimum two inch (2") by two inch (2") steel box tubing. Entire protector to be covered from cab side with one inch (1") raised pattern expanded metal (minimum twelve (12) gauge) and welded securely to frame. Wire mesh must extend from top of frame to the platform floor. Protector to be welded to platform. Cab protector to be painted with Automotive Black Enamel.
- 4.4.25 PIVOTS & PINS: All pivots shall be equipped with grease fittings.
- 4.4.26 HYDRAULICS: Hoist shall be heavy duty, double lift arm hoist. Hoist to be type V, underbody hoist. Fifty degree (50 degree) dump angle +/-2 degrees, with truck chassis frame tapered at rear to form a positive stop with rails of dump box (a full mating surface is required) at maximum dump angle. Hydraulic pump to be close couple direct mount to power take off. Pump to be air controlled with feathering valve. Hydraulic system to include in-line hydraulic filter. Pump and P.T.O. controls to be firmly mounted in cab where it is easily accessible from driver's position. Cable or rod operated controls are not acceptable. Units will be provided with safety limit equipment designed to stop the dump body at its maximum dump angle. Safety limit equipment to include a flexible wand type switch and an air solenoid valve rated at not less than 125 PSI. Hoist installation must provide for use of the entire cylinder stroke when reaching maximum dump angle. The only acceptable substitute to the above requirement for a flexible wand type switch and air solenoid valve will be for a system designed with an internal bypass stroke limit system. Hoist assemblies with the tie rod design for cylinder construction are not acceptable.

- 4.4.27 OTHER EQUIPMENT: All necessary clearance lights, marker lights, reflectors, mud flaps and mechanical backup alarm to be included and meet State Inspection requirements.
- 4.4.28 TAILGATE OPENING: Swing Door design. Double doors open from the middle and latch with a chain to secure load. Each door is 4' wide. The width of the truck is 8'. Need to be 5'5" high. Need to open out and lock at the gate. Tailgate is to be hinged vertically, not horizontally.
- 4.4.29 SAFETY: Equipped with seatbelts, flush mounted type amber colored strobe lights to be installed in all four corners (front and rear light assemblies) of truck. All strobes to be wired to a factory type switch located in cab.
- 4.4.30 No trail hitch or pintle required.

4.5	ITEM	QUANTITY	DESCRIPTION
	3	3	35,000 Minimum GVWR 7 Cubic Yard Dump Truck

- 4.5.1 ENGINE: Diesel, minimum 250 H.P., 660 ft. lb. of torque at manufacturers recommended RPM.
- 4.5.2 GVWR: Maximum 35,000 lbs.
- 4.5.3 TRANSMISSION: Minimum Allison 3000 RDS, or proven equal.
- 4.5.4 REAR AXLE: Minimum 23,000 lbs., single speed, ratio geared to attain 65 mph +/-2 mph, equipped with hub piloted steel hubs, out-board mount type brake drums.
- 4.5.5 FRONT AXLE: Minimum 12,000 lbs., equipped with hub piloted steel hubs, out-board mount type brake drums with front wheel visible caps bearing oiler. Front shock absorbers to be heaviest duty available for specified axle.
- 4.5.6 SUSPENSION: Equipped with manufacturer's heavy duty suspension applicable to axle ratings and overall gross vehicle weight
- 4.5.7 WHEELS AND TIRES: Wheels to be 10 hole hub piloted steel disk wheel, minimum 11R22.5 steel belted tubeless radials, minimum load range G tires. Front tires to be conventional tread. Rear dual wheel application to be on-off, self-cleaning, lug design. Loose lug indicators on front and rear wheels.
- 4.5.8 BRAKES: Full air, S-cam type, manufacturer's heavy duty brake shoes, spring set parking brakes. Front and rear automatic slack adjusters. Gear or belt driven compressor. Minimum 13 CFM compressor, Midland Pure Air Plus Dryer Model DA33100 or equal with automatic drain valves Model KN24000 or equal on all tanks. Spring set parking brakes on both rear axles. All brake drums to be cast iron. Quick connect couplings to be located in a protected area near the front bumper. Couplings will not be mounted to the bumper. Female coupling 1/2" Milton M Type or approved equal to air tanks.
- 4.5.9 FUEL SYSTEM: To be equipped with under cab minimum 50 gallon left or right hand tank. Fuel filtration system to include primary and secondary type fuel filters with automatic water separator. Diesel Exhaust Fluid (DEF) Gauge inside of cab
- 4.5.10 STEERING: Integral power steering.
- 4.5.11 FRAME: Minimum 900,000 RBM
- 4.5.12 EXHAUST SYSTEM: Muffler and exhaust system to be horizontally mounted.
- 4.5.13 UNIT TO BE EQUIPPED WITH THE FOLLOWING ADDITIONAL EQUIPMENT:
 - 4.5.13.1 Minimum one (1) electrical and one (1) air horns.
 - 4.5.13.2 Turn indicators, front and rear, stop and tail lights.
 - 4.5.13.3 Tachometer.
 - 4.5.13.4 Adjustable steering column.
 - 4.5.13.5 Cigar lighter/Power port for use with cell Phone
 - 4.5.13.6 Water temperature, oil pressure and volt or amp gauges.
 - 4.5.13.7 DOT reflector flare kit.

- 4.5.13.8 Electronic back up alarm.
- 4.5.13.9 5 lb. fire extinguisher.
- 4.5.13.10 Fixed interval wiper control with windshield washer.
- 4.4.13.11 Seating: Vinyl or premium synthetic upholstery. Driver seat to be reclining with high back, and passenger seating to be 2 man bench type.
- 4.5.13.12 Minimum four (4) factory installed up-fitter switches.

7 CUBIC YARD DUMP BODY SPECIFICATIONS:

- 4.5.14 **STANDARD BODY CONSTRUCTION:** Body to be 10' X 7' inside and be constructed of minimum 8 gauge steel that meets the ASTM A572 Standard, having a 15 to 20 carbon content. Body shall have a 2" radius between sides and floor to provide easier and cleaner discharge of load. Sides shall be adequately side braced and rub rails be sloped dirt-free self-cleaning type. All welds shall be continuous on floor side, head seams, braces, etc., **NO SKIP WELDS.** Side boards to be minimum 2" x 6" x 1/4" structural rectangular tubing. Long sills shall be constructed of minimum 5" I-beam with a 1/4" web. Crossmembers shall be constructed of minimum 4" I-beam with a 3/16" web. Crossmembers to be on maximum 14" centers, must extend under rub rails and side post, be gusseted to body long sills and welded to long sills on all sides. Rear corner posts shall be a minimum of 12" wide and constructed of minimum 8 gauge steel which meets the above mentioned standard. Body shall have a half size cab protector. Body sub-frame to have external guides installed to guide body into proper alignment with sub-frame, to prevent side movement during travel.
- 4.5.15 **TAILGATE:** Tailgate shall be of the double-acting type, constructed with boxed type reinforcements on all sides with a basic sheet wrapped over top and under bottom with a minimum of two vertical box braces and one horizontal box brace in center, or one vertical box brace in center and two horizontal box braces. Base section must be of the sloped, dirt-free self-cleaning type. Upper tailgate hardware to be minimum 7/8" thick, flame cut steel. Tailgate locks must be easy to manipulate and provide firm locking. Tailgate spreader chains to be attached directly under upper tailgate crossmember and configured to allow multiple positioning of tailgate to include horizontal. All welds to be continuous, no spot or skip welding
- 4.5.16 **TOW PACKAGE:** Rear Bumper – OEM rear bumper and tow package to include receiver hitch with 2" hitch opening, pinel latch 6", OEM in-cab mounted trailer brake controller and both a 4-way flat vehicle connector and 7-Way round vehicle connector (Flat Pin). Unit must have electric brake module for electric brake trailers and gland hands for air brake trailers.
- 4.5.17 **PIVOTS & PINS:** All pivots shall be equipped with grease fittings.
- 4.8.17.1 Rear Hinge Pins - Minimum 2" O.D.
 - 4.8.17.2 Upper Tailgate Pins - Minimum 1" O.D.
 - 4.8.15.3 Lower Tailgate Pins - Minimum 1-1/4" O.D.
- 4.5.18 **HYDRAULICS:** Hoist shall be heavy duty, double lift arm hoist, Galion U850HD, Perfection 825, or proven **equal, conforming to the most current National Truck Equipment Association's (N.T.E.A.) criteria for Class 50** lifting capacity. Hoist to be type V, underbody hoist, as defined in the N.T.E.A. second edition, Dump Body Hoist Chart. Fifty degree (50 degree) dump angle +/- 2 degrees, with truck chassis frame tapered at rear to form a positive stop with rails of dump box (a full mating surface is required) at maximum dump angle. **NO OTHER STOP IS ACCEPTABLE.** Hydraulic pump to be close couple direct mount to power take off. Pump to be Chelsea DPH25, Munci D2XL27-2BPRL (minimum 19 GPM at 1,000 RPM) or equal, air controlled with feathering valve. Hydraulic system to include in-line hydraulic filter. Power take off to be Chelsea 445XSES, Muncie TG6S Powerflex or equal, with air shift controls. Pump and P.T.O. controls to be firmly mounted on vehicle dash board easily accessible from driver's position. Cable or rod operated controls are not acceptable. Units will be provided with safety limit equipment designed to stop the dump body at its maximum dump angle. Safety limit equipment to include a flexible wand type switch, Micro BZE6-2RN18-8631, and an air solenoid valve rated at not less than 125 PSI, Humphrey 062E-3-11-20-35, no exceptions. Hoist installation must provide for use of the entire cylinder stroke when reaching maximum dump angle. The only acceptable substitute to the above requirement for a flexible wand type switch and air solenoid valve will be for a system designed with an internal bypass stroke limit system, Perfection Dump Hoist Design or proven equal. Hoist assemblies with the tie rod design for cylinder construction are not acceptable

- 4.5.19 MISCELLANEOUS EQUIPMENT: All necessary clearance lights, marker lights, reflectors, mud flaps and mechanical backup alarm to be included and meet State Inspection requirement.
- 4.5.20 WORK QUALITY: Bodies with inferior welds (i.e., pin holes and non-penetrating welds) will not be accepted. Welds on sub-frames or body components will be such as not to interfere with any other frame or body component. All components are to be new (overhauled items are NOT acceptable).
- 4.5.21 DUMP BODY COVER ASSEMBLY: Tarp system to be Pull Tarps, Universal Super shield Automated Arm System, part number S9E (or current equivalent), with steel arms, or proven equal. Motor will be mounted in the "down" position. A weather proof control panel, with a minimum 25-amp reset breaker, to operate tarp system will be located in conjunction with the hydraulic controls. Controls to operate the tarping system will not be placed in the cab of the tractor.

4.6	ITEM	QUANTITY	DESCRIPTION
	4	2	19,500 - 26,000 GVWR 9 Cubic Yard Sanitation Truck

- 4.6.1 ENGINE: Minimum 210 HP at 2,500M; 440 lb ft torque at 1,500 RPM.
- 4.6.2 GVWR: Minimum 19,500 lbs
- 4.6.3 TRANSMISSION/DRIVE Automatic transmission with overdrive; 5 speed minimum, 4x2 design.
- 4.6.4 REAR AXLE CAPACITY: Maximum 13,660 lbs
- 4.6.5 FRONT AXLE CAPACITY: Maximum 6,830 lbs
- 4.6.6 SUSPENSION: Heaviest duty available to include heavy duty shock absorbers, independent struts with stabilization.
- 4.6.7 TIRES & WHEELS: Unit to be equipped with dual rear wheels (DRW). Tires to meet or exceed minimum gross vehicle weight rating of vehicle. Loose lug indicators on front and rear wheels.
- 4.6.8 BRAKES: Hydraulic system with dual circuit and disc brake for front and rear wheels.
- 4.6.9 FUEL SYSTEM: Fuel tank shall hold a minimum of 30 gallons of Ultra Low Sulfur Diesel. Diesel Exhaust Fluid (DEF) Gauge inside of cab.
- 4.6.10 SEATING: Capacity to be for three (3) individuals. Driver seat to be reclining with high back, passenger to be fixed high back, and middle to be fold away with back seat console.
- 4.6.11 BODY/BED: Cab over design.
- 4.6.12 MIRRORS: OEM inside, standard type; outside, left and right, below eye level type, largest available offered by manufacturer, swing away type.

9 CUBIC YARD DUMP BODY SPECIFICATIONS:

- 4.6.13 DIMENSIONS: Dump body attachment will be a minimum of:
 - 4.6.13.1 82" width
 - 4.6.13.2 73" height
 - 4.6.13.3 204" length
- 4.6.14 FILLABLE BODY CAPACITY: Unit shall hold a capacity of 9 cubic yards with a hopper loading area of 2 cubic yards.
- 4.6.15 LOADING: Unit will be loaded from the rear and will include a center mounted cart lifter/tipper with tipper controls mounted on the curbside/passenger side of the body.
- 4.6.16 BODY CONSTRUCTION: (Hopper & Body) Minimums:

- 4.6.16.1 Sides: 10 gauge
- 4.6.16.2 Top: 10 gauge
- 4.6.16.3 Floor: 10 gauge
- 4.6.16.4 Hopper: ¼" AR Plate
- 4.6.16.5 Packer Face 3/16" AR Plate

4.6.17 HYDRAULIC SYSTEM: Unit to be equipped with the following:

- 4.6.17.1 Tail Gate Packer Cylinder: 4" Bore, 2" Rod.
- 4.6.17.2 Link Cylinders: 4.5" Bore, 2" Rod
- 4.6.16.3 Hydraulic Tank: The tank shall hold a minimum of 40 Gallons.

4.6.18 REAR STEPS: Rear steps shall be mounted on both street side and curb side of the body and shall be located where the driver can see personnel from wither rear view mirror. Steps shall also include hand holds.

4.6.19 BODY LIGHTING: All body lighting for Hopper Work Light, Strobe lights and Brake/Turn indicators shall be LED. Amber strobes lights shall be mounted on the top light bar only. NO EXCEPTIONS.

4.6.20 SAFETY: Unit to be equipped with a back up alarm, triangle kit, 5 lb fire extinguisher, and all safety markings/decals per DOT regulations.

4.6.21 COLOR: Cab and Chassis of unit to be OEM White and sanitation attachment to be OEM Yellow.

- | 4.7 | ITEM | QUANTITY | DESCRIPTION | |
|--------|--|----------|-------------|---|
| | | 5 | 8 | >50,000 GVWR Fifth Wheel Tractors |
| 4.7.1 | ENGINE: Diesel, minimum 470 net horsepower rated at manufacturers recommended RPM, producing a minimum of 1650 ft lb. of gross torque and should be at +/- 70% of engine ground RPM. | | | |
| 4.7.2 | GVWR: Greater than 33,000 lbs. | | | |
| 4.7.3 | TRANSMISSION: Manual transmission; Fuller FRO-16210C, or proven equal. 10 Speed. | | | |
| 4.7.4 | REAR AXLE: Tandem axle configuration- 6x4 design. Single speed tandem drive, minimum 40,000 lbs capacity. Gear ratio installed must be capable of 80 +/- 2 mph geared road speed at full engine governed RPM. Driver controlled differential locks on both rear axles. | | | |
| 4.7.5 | FRONT AXLE: Minimum 13,200 lbs. capacity with 13,200 lbs spring with Stemco or proven equal front wheel bearing oiler or maintenance free axle approved. To include heavy duty front shocks. | | | |
| 4.7.6 | REAR SUSPENSION: Minimum 40,000 lbs capacity; Hendricks Spring Suspension or proven equal. | | | |
| 4.7.7 | WHEELS AND TIRES: Wheels to be 10 hole hub piloted steel disk wheel, minimum 11R-22.5, steel belted tubeless radials, minimum load range H tires, on/off highway tread design. Front wheels to be highway tread design. Rear dual wheel application to be on-off, self-cleaning, lug design. Loose wheel stud/lug indicators, shall be installed on all wheels. | | | |
| 4.7.8 | BRAKES: Full air, S-cam type, manufacture's heavy duty brake shoes, spring set parking brakes. Unit must be equipped with a 2 Stage "J" Brake. Front and rear automatic slack adjusters. Minimum 13 CFM compressor, Midland Pure Air Plus Dryer Model DA33100 or equal with automatic drain valves Model KN24000 or equal on all tanks. Spring set parking brakes on both rear axles. Quick connect couplings to be located in a protected area near the front bumper. Couplings will not be mounted to the bumper. Equipped with glad-hands suitable for ABS brakes. Female coupling ½" Milton M Type or approved equal to air tanks. | | | |
| 4.7.9 | FUEL SYSTEM: Single left or right hand metal tank mounted under cab or dual left and right hand step tanks mounted under cab. Minimum to fuel capacity to be 70 gallons. Fuel filtration to include primary and secondary filtering systems with automatic water separator. Diesel Exhaust Fluid (DEF) Gauge inside of cab | | | |
| 4.7.10 | STEERING: Integral power steering. | | | |

- 4.7.11 **EXHAUST SYSTEM:** Vertical tailpipe, heat guard, and turn out, mounted to allow full utilization of specified cab to trunion length.
- 4.7.12 **CAB:** Air ride suspension cab with, tilt hood, left and right hand cab grab handles, and manufacturer's standard AM/FM radio. Convex mirrors installed on both front fenders to provide view of obstacles on right side of truck from front bumper to rear wheels. Driver seat to be high back bucket type. Passenger seat to be non-suspension bucket seat. Seat belt will be safety orange (seat belt cover not acceptable).
- 4.7.13 **ELECTRICAL:** Units to be equipped with three (3) minimum 12-volt, heavy duty batteries (total 2100 CCA).
- 4.7.14 **CLUTCH:** Minimum 15.5", 2 plate, heavy duty ceramic faced. Release bearing to have an extension hose.
- 4.7.15 **ACCESSORIES:** Tractor air brake system and 7-line trailer connector. Two (2) high intensity strobe lights to be installed, two (2) in the front. All strobe light will operate automatically whenever ignition switch is on, and also from OEM dash mounted toggle switch with no key in ignition. A catwalk and access steps constructed of expanded metal grating or perforated metal to provide a non-slip surface. Aluminum will be acceptable unfinished. Provided and installed between the truck frame rails behind the cab and to extend all the way to the fifth wheel slide, to provide the operator a place to stand while making hydraulic, electrical, and pneumatic connections. Catwalk will be mounted as to not contact trailer while traversing uneven terrain. Vehicle shall have full coverage split rear steel fenders covering all wheels as to not contact trailer. Battery disconnect switch will be installed in cab.
- 4.7.16 **FIFTH WHEEL:** Unit to be a non-tilt convertible fifth wheel design Holland FW 35, 36" air slide or proven equal. Fifth wheel to extend above rear fenders as to not cause trailer contacting fender under operations in uneven terrain.
- 4.7.17 **WET KIT:** A truck mounted wet kit will be provided and installed. A hot shift PTO mounted and a direct mount pump will be installed on the truck transmission which produces 50-90% of engine RPM. A metal hydraulic reservoir to be mounted behind cab and be a minimum of 75 gallon capacity. Hydraulic controls to be mounted inside truck cab readily accessible to the driver. All valves and fittings required to make wet kit and trailer completely operational to include one female quick coupler and one make quick coupler. Wet kit to be filled to capacity with SAE 10 Hydraulic oil. Wet kit pump shall be configured to be used with life bottom trailers.

4.8	ITEM	QUANTITY	DESCRIPTION
	6	1	>50,000 GVWR Dump Truck
4.8.1	ENGINE:		Diesel, Minimum 8.9 liter water cooled, minimum 345 net horsepower rated at not more than 1800 RPM, producing a minimum of 1,000 ft. lb. of gross torque at between 1100 and 1300 RPM. Road speed to be electronically governed to 65 +/- 2 MPH.
4.8.2	GVWR:		Greater than 50,000 lbs.
4.8.3	TRANSMISSION:		Allison 3000 RDS or proven equal.
4.8.4	REAR AXLE:		Single speed tandem drive, minimum 40,000 lbs. capacity. Gear ratio installed must be capable of 65 mph +/- 2 mph geared road speed at full engine governed RPM.
4.8.5	FRONT AXLE:		Minimum 12,000 lbs. capacity with 12,000 lbs. spring with Stemco or proven equal front wheel bearing oiler.
4.8.6	REAR SUSPENSION:		Minimum 40,000 lbs. capacity, Hendrickson HMX or equal.
4.8.7	WHEELS & TIRES:		Wheels to be 10 hole hub piloted steel disk wheel, minimum 11R-22.5, steel belted tubeless radials, minimum load range G tires, on/off highway tread design. Front wheels to be highway tread design. Rear dual wheel application to be on-off, self-cleaning, lug design. Loose lug indicators on front and rear wheels.
4.8.8	BRAKES:		Full air, S-cam type, manufacture's heavy duty brake shoes, spring set parking brakes. Front and rear automatic slack adjusters. Minimum 13 CFM compressor, Midland Pure Air Plus Dryer Model DA33100 or equal with automatic drain valves Model KN24000 or equal on all tanks. Spring set parking brakes on both rear axles.

Quick connect couplings to be located in a protected area near the front bumper. Couplings will not be mounted to the bumper. Female coupling ½" Milton M Type or approved equal to air tanks. Equipped with glad-hands suitable for ABS brakes.

- 4.8.9 FUEL SYSTEM: Single left or right hand tank mounted under cab or dual left and right hand step tanks mounted under cab. Minimum total fuel capacity to be 70 gallons. Fuel filtration to include primary and secondary filtering systems. Fuel filtration to be combination primary filter, automatic water separator. Diesel Exhaust Fluid (DEF) Gauge inside of cab
- 4.8.10 FRAME: Full depth, high performance, minimum 2,400,000 RBM
- 4.8.11 EXHAUST SYSTEM: Vertical tailpipe, heat guard, and turnout, mounted to allow full utilization of specified cab-to-trunion length.
- 4.8.12 ELECTRICAL: Units to be equipped with three (3) minimum 12-volt, heavy duty batteries (total 1800 CCA). Minimum 130 amp alternator.
- 4.8.13 DELETED
- 4.8.14 UNIT TO BE EQUIPPED WITH THE FOLLOWING ADDITIONAL EQUIPMENT:
 - 4.8.14.1 Minimum one (1) electrical and one (1) air horns.
 - 4.8.14.2 Integral power steering.
 - 4.8.14.3 Turn indicators, front and rear, stop and tail lights.
 - 4.8.14.4 Tachometer.
 - 4.8.14.5 Adjustable steering column.
 - 4.8.14.6 Cigar lighter/Power port for use with cell Phone
 - 4.8.14.7 Water temperature, oil pressure and volt or amp gauges.
 - 4.8.14.8 DOT reflector flare kit.
 - 4.8.14.9 Electronic back up alarm.
 - 4.8.14.10 5 lb. fire extinguisher.
 - 4.8.14.11 Fixed interval wiper control with windshield washer.
 - 4.8.14.12 Minimum four (4) factory installed up-fitter switches
- 4.8.15 ACCESSORIES: Tractor air brake system and seven (7) line trailer connector.

SPECIFICATIONS FOR 10 CUBIC YARD DUMP BODY:

- 4.8.16 BODY CONSTRUCTION: Body must be 14' x 7' inside and be constructed of minimum seven (7) gauge steel which meets the ASTM A1011 High Tensile Standard. Body must have a diagonal slope between sides and floor to provide cleaner discharge of load. Sides must be adequately side braced and rub rails be sloped dirt-free type. Floor to be constructed of minimum ¼" AR-400 steel. All welds must be continuous on floor seams, braces, etc., NO SKIP WELDS. Side boards of channel steel minimum 2.60" x 10" x .240" to be installed to present a smooth face on inside of body. Body height to be a minimum 36", 7 gauge steel. Long sills must be constructed of 7" structural I-beam or channel (minimum). Crossmembers must be constructed of 4", 7.7 lbs. per foot structural I-beam or channel (minimum). Under structure must include standard front and rear 4" structural I-beams or channel and intermediate crossmembers maximum on 12" centers evenly spaced from front to rear. Rear corner posts must be a minimum of 10" wide and constructed of seven (7) gauge steel which meets the above mentioned standard. Body must have half size cab protector. Body sub-frame to have external guides installed to guide body into proper alignment with sub-frame and to prevent side movement during travel. Bottom end of body floor shall incorporate a material chute which shall be constructed of ¼" steel.
- 4.8.17 TAILGATE: Tailgate must be of the double-acting type, constructed with boxed type reinforcements on all sides with a basic sheet wrapped over top and under bottom with a minimum of two vertical box braces and one horizontal box brace in center, or one vertical box brace in center and two horizontal box braces. Base section must be of the sloped, dirt-free type. Upper tailgate hardware 1" (minimum) thick flame cut steel. Tailgate latch 5/8" (minimum) thick flame cut steel.
- 4.8.18 PIVOTS & PINS: All pivots must be equipped with grease fittings. Rear hinge pins 2" O.D. minimum, upper tailgate pin 1" O.D. minimum. Lower tailgate pin 2" O.D. minimum.

- 4.8.19 **HYDRAULICS:** Hoist must be a class 110 minimum, full sub-frame type head mount telescopic hoist which conforms to National Truck Equipment Association (NTEA), Hydraulic Hoist and Dump Body Classification Chart. Fifty degree (50 degree) dump angle +/-2 degrees, with truck chassis frame tapered at rear to form a positive stop with rails of dump box at maximum dump angle. A full mating surface is required. Hydraulic pump to be close couple direct mount to power take off. Pump to be minimum 25 GPM at 1,000 RPM with feathering valve. Hydraulic system to include in-line hydraulic filter. Power take off (P.T.O.) to be Muncie TG8 or equal with air shift controls. Pump and P.T.O. controls to be firmly mounted in cab where it is easily accessible from driver's position. Cable or rod operated controls are not acceptable. Unit will be provided with safety limit equipment designed to stop the dump body at its maximum dump angle. Safety limit equipment to include a flexible wand type switch, and an air solenoid valve rated at not less than 125 PSI. Hoist installation must provide for use of the entire cylinder stroke when reaching maximum dump angle. Controls must include capability of hoisting, holding or lowering body.
- 4.8.20 **OTHER EQUIPMENT:** All necessary clearance lights, marker lights, reflectors, mud flaps and mechanical back up alarm to be included must meet State Inspection requirement. Four High intensity strobe lights to be installed, two (2) in or near, the front grill and two (2) flush mounted near the top of the rear tailgates. All strobe lights, front and rear, will operate whenever ignition switch is on.
- 4.8.21 **TARP SYSTEM:** Electric tarp from front to rear of bed with manual override. Heavy duty tarp is to cover entire length of trailer cargo space to prevent loose debris from falling out during transport. Tarp controls to be installed inside of cab.
- 4.8.22 **SAFETY:** Equipped with driver and passenger seatbelts, Hide-a-Way type amber colored strobe lights to be installed in all four corners (front and rear light assemblies) of truck. All strobes to be wired to a factory type switch located in cab.
- 4.8.23 **HITCH:** Unit to be equipped with a minimum 30 ton pintle hitch.

4.9	ITEM	QUANTITY	DESCRIPTION
	7	2	>33,000 GVWR Utility Bed/Lubrication Body Trucks

- 4.9.1 **ENGINE:** Diesel, minimum 330 SAE net horsepower, and 950 ft. lbs. of torque at manufacturers recommended RPM, with engine oil cooler and full flow spin-on oil filter, dry type air filter. The engine shall be equipped with an automatic engine shutdown with alarm. Largest capacity radiator with automatic viscous fan clutch or on/off fan clutch.
- 4.9.2 **GVWR:** Greater than 33,000 lbs.
- 4.9.3 **TRANSMISSION:** Allison 3500-RDS, or proven equal.
- 4.9.4 **FRONT & REAR AXLE:** **FRONT AXLE:** Minimum 12,000 lbs. capacity with 12,000 lbs. spring capacity. **REAR AXLE:** Minimum 23,000 lbs. capacity with 23,000 lbs. spring capacity, equipped with hub piloted steel hubs, out-board mount type brake drums. Rear axle equipped with heavy duty springs plus auxiliary springs. Stemco or equal rear oil seals. Gear ratio will be determined by the best start ability and grade ability.
- 4.9.5 **SUSPENSION:** Rear axle equipped with heavy duty springs plus auxiliary springs.
- 4.9.6 **WHEELS & TIRES:** Front and rear wheel seals to be Stemco Wet, steel wheels, minimum 8.25" rims with minimum 11R-22.5 (NO EXCEPTIONS), minimum load range H, tubeless steel belted radial tires. Front tires conventional tread. Rear dual application to be self-cleaning lug design. Loose lug indicators on front and rear wheels.
- 4.9.7 **BRAKES:** Air, Full power with automatic adjustment, 4-channel ABS with traction control, rear axle mounted parking brake. Minimum 13 CFM compressor, Midland Pure Air Plus Dryer Model DA33100 or equal with automatic drain valves Model KN24000 or equal on all tanks Quick connect couplings to be located in a protected area near the front bumper. Couplings will not be mounted to the bumper. Female coupling 1/2" Milton M Type or approved equal to air tanks.

- 4.9.8 FUEL SYSTEM: To be equipped with minimum capacity of 50 gallons. Right or left side tank mount. Fuel filtration system to include primary and secondary with water separator. Fuel filler neck is required to have a removable, full flow screen. Diesel Exhaust Fluid (DEF) Gauge inside of cab
- 4.9.9 EXHAUST SYSTEM: Vertical exhaust pipe, heat cover and turn out to be mounted to allow full utilization of cab-to-axle length.
- 4.9.10 ELECTRICAL: Minimum 1800 CCA (total) batteries and minimum 200 amp alternator. Batteries are to be equipped with jump start studs and a battery disconnect switch located in the cab.
- 4.9.11 CAB: Air ride suspension cab with running boards, tilt hood, and fenders, left and right hand cab grab handles, and manufacturer's standard AM/FM radio. Units to be factory equipped with installed OEM air conditioner, integral heater, defroster units, insulated cab headliner, standard left and right side sun visor, left and right outside mirrors, motorized, west coast type, right and left hand, heavy-duty, 6-inches x 16-inches split focus, breakaway type. Parabolic mirror installed on right front fender to provide view of obstacles on right side of truck from front bumper to rear wheels. Unit shall have a 12-volt power plug, air horn, and power door locks and power windows. Driver seat to be bucket type, National Cush-n-Aire or equal. Passenger seat to be non-suspension seat. Side and rear windows will have factory OEM tinting.
- 4.9.13 MISCELLANEOUS ITEMS:
- 4.9.13.1 Two (2) front tow hooks installed on frame and strengthened sufficiently to pull truck.
 - 4.9.13.2 Two (2) permanent and one (1) flip style placards on each side of truck. Truck to be equipped with minimum two (2) static straps. One (1) 2 ½ lb. DOT Certified A,B,&C fire extinguisher to be mounted in cab with proper identifying markings on outside of cab notating "Fire Extinguisher Inside". One (1) hazmat spill kit to include (4) 3"x4' hazmat sorbent socks; (6) 16"x20" medium weight sorbent pads; (1) temporary disposal bag; (1) pair clear goggles with perforated venting; (1) pair nitrile gloves; (1) Emergency Response Pocket Guidebook; (1) 5-gallon white, snap-lid pail- UN Certified 1H2/200S (JJ Keller Product 731-R or proven equal).
 - 4.9.13.3 Unit to be equipped with a Waste Oil Suction hose and shall be 1 ¼ inch thick.
 - 4.9.13.4 Unit to be equipped with a lockable rear roll up door.
 - 4.9.13.5 Unit to be equipped with a battery cut off switch.
 - 4.9.13.6 Minimum four (4) factory installed up-fitter switches.

SPECIFICATIONS: LUBRICATION BODY:

- 4.9.14 The body will be a minimum of 14 ft" L x 95" W maximum with a approximately weight of 5,400 lbs. Floor plate will be a minimum of 1/8" steel.
- 4.9.15 The filter drain compartment to be constructed of steel. The top section is to incorporate a catch reservoir.
- 4.9.16 The enclosed rear dropped service compartment shall incorporate a rear tubular style bumper, reel and pump mounting shelves. The unit shall have a 50 gallon storage sump and used filter box. The compartment assembly shall tie directly to the chassis frame to provide support. The finished compartment to be designed for installation of appropriate lights and have a slatted roll up door with weather seals and a drip edge.
- 4.9.17 There will be minimum two storage compartments above the deck. The street side compartment shall consist of three separate compartments each having 3-point latching doors. The combined storage capacity of this compartment must be a minimum of 84.9 cu. ft. The compartment to be approximately 114"W x 58.5" H x 22"D. The curb side compartment to have a pair of overlapping doors and a storage approximately 24.4 Cu. Ft. The compartment to measure approximately 60"W x 32" H x 22" D.
- 4.9.18 There will be a door and steps to access the upper deck and storage tanks. The door to measure approximately 29.25" W x 57.50" H and have a single point latch. The access steps must be fold down ladder or integrated into

the lower body skirts and consist of two steps and two grab handles that are located on either side of the door opening for safety.

4.9.19 The body will be painted the same color of the cab.

ELECTRICAL:

- 4.9.20 All 12 volt DC in-line wiring connectors shall utilize sealed hinge lock connectors. Main power shall be circuit protected at the source and activated via a power distribution relay. Main power and grounding cabling to be color coded and labeled by function. All electrical function wiring that exits the electrical control station shall be white GXL-type wire, it is preferred that each wire shall have its function inkjet printed onto it in 3 " intervals, however it is acceptable for wiring to have clearly identifiable markings to distinguish function for maintenance ease. All 12 volt DC wire harness shall be over-braided with high temperature resistant nylon yarn. The harness shall feature a weave tightness of 12 picks/ inch. All DOT lighting must be flush mount and or recessed for protection.
- 4.9.21 LED Lights will be mounted along all sides of body and rear section. These LED lights are to be swivel and adjustable work lights. ALL COMPARTMENTS SHALL BE LIGHTED.
- 4.9.22 Electrical control station will have a minimum of one (1) weather resistant control box. Each driven system will be individually controlled by a lighted, environmentally sealed switch, and each switch must be fused in accordance to the load it is driving.
- 4.9.23 A 70-amp relay powered by the ignition switch will provide power to the main system. A weather resistant control box will be used to control the hydraulics to each pump individually via an electrical switch with indicator light.
- 4.9.24 12 volts with positive and negative access points shall be accessible at the rear of the service body. Shall include a 5000 watt power inverter for the use of 120 volt tools. One rain tight double plug located at the rear of body.

OIL SYSTEM:

- 4.9.25 There will be 5 oil systems on body. One (1) 135 gallon system and four (4) 75 gallon systems. Each must have a lockable 2-inch vented cap, 1 micron breather filter and include a 1 inch bottom suction port. The tanks are to be mounted so any leakage or spill will be contained by the body containment rails.
- 4.9.26 The product oil pumping g system shall consist of a hydraulic driven pump per oil tank. Each product must be equipped with an on-off valve and be capable of a sustained delivery rate of a minimum 12 GPM. The pump will supply the manifold consisting of multiple oil systems pumps. The manifold is to provide the hydraulic power for the pumps. The manifold pumping system is to be mounted in a under floor compartment or the right hand, bottom portion of the hose reel compartment so that the pumps are mounted in a vertical manner.
- 4.9.27 Oil hose reels must be heavy duty, high volume, and spring retractable. The reels are to be heavy gauge steel frames and dual support arms. Each reel must have a positive lock and unlock ratchet and be equipped with a ½ "x 50' minimum hose with a ball stop.

ANTIFREEZE SYSTEM:

- 4.9.28 There will be one (1) 75 gallon antifreeze system. It will have a lockable 2-inch vented cap, 1 micron breather filter and include a 1 inch bottom suction port. The tank is to be mounted with rails incorporated into the body, tanks may be steel or poly.
- 4.9.29 The antifreeze pumping system is to consist of a pneumatic or hydraulic driven pump, and be equipped with an on-off valve and be capable of a sustained delivery rate minimum of 12 gallons per minute.
- 4.9.30 The anti-freeze reel must be heavy duty, high volume and spring retractable. The reel is to be of a heavy gauge steel frame and dual support arms. The reel must have a positive lock and unlock ratchet and be equipped with a 1 ¼" x 35' minimum hose with a ball stop.

OIL SALVAGE:

- 4.9.31 There will be one (1) 135 gallon oil salvage system, with a lockable 2-inch vented cap, 1 micron breather filter and include a 1 inch bottom suction port. The tank must be mounted with rails incorporated into the body or be four (4) point mounted with rubber bushing. Tank may be steel or poly.
- 4.9.32 The salvage pumping system will consist of a pneumatic driven pump. The product pump will be equipped with an on-off valve.
- 4.9.33 The salvage reel must be heavy duty, high volume and spring retractable. The reel is to be of a heavy gauge steel frame and dual support arms. The reel must have a positive lock and unlock ratchet and be equipped with a 1 ¼ X 35 minimum hose with a ball stop.

AIR SYSTEM:

- 4.9.34 A hydraulically driven air compressor is to be provided. The compressor must have a minimum delivery of 35 CFM and a maximum working pressure of 150 PSI at the receiver tank.
- 4.9.35 The air reel is to be heavy duty, high volume and spring retractable. The reel must be a minimum of cast steel single pedestal. Each reel must have a positive lock and unlock ratchet and be equipped with a ½ "x 50' minimum hose with a ball stop.

MAIN HYDRAULIC SYSTEM:

- 4.9.36 The main system must be protected by a system on both the suction and return side of the pump and reservoir. The suction strainer is to have a minimum 1000 micron element and a vacuum gauge. The return filter is to have a minimum 25 micron element. The hydraulic system metal reservoir must have a vented cap and sufficient openings for the pump and filter connections.
- 4.9.37 Hydraulic pump mounted to the PTO on the side of the transmission.

GREASE SYSTEM:

- 4.9.38 The grease system shall consist of one pneumatic-driven high pressure grease pump. The pump shall be equipped with a pressure regulator and an on/off valve. A drum cover with tie-down rods and drum locator shall be provided.
- 4.9.39 The grease reel shall be heavy-duty, high pressure, and spring retractable. It shall feature a heavy gauge steel frame and dual support arms. The reel shall feature a positive lock and unlock ratchet, and shall be equipped with a 3/8" X 50' (minimum hose with ball stop. The reel shall be complete with a control valve and Z-swivel.

MISCELLANEOUS ITEMS:

- 4.9.40 An auxiliary platform will be installed between the main platform and the chassis cab as required for additional fluid systems. The platform will measure a minimum 58"L x 95" W maximum and must have the same tank containment system as the main platform. The platform is to have a minimum 485 gallon capacity. The platform must not exceed 1,200 lbs and will be equipped with hose reels and pump.
- 4.9.41 The platform mounting system will utilize 3/8 "fixed shear plates and spring loaded tie downs to allow the platform and chassis to flex independently from each other when vehicle is in motion.
- 4.9.42 A quick fill system for filling product tanks is required. Quick couplers centrally located in the rear reel enclosure.
- 4.9.43 Two underbody toolboxes will be required. Underbody toolboxes to be mounted under the body, one each side and will be the largest size and capacity allowed by space available. The auxiliary platform has full height vertical cabinets.
- 4.9.44 Installed body will have mud flaps front and rear as needed, anti-sail devices will also be installed as required.
- 4.9.45 Meters and gauges for each tank shall be present and mounted at a location for operator convenience.
- 4.9.46 An emergency stop control will be included to outside on the lubrication body to shut down operations.
- 4.9.47 One 20 lb. fire extinguisher to be installed outside on the lubrication body.

4.10	ITEM	QUANTITY	DESCRIPTION
	8	1	>33,000 GVWR Grappler Truck (Turnkey Unit)
4.10.1	ENGINE: In line six (6) cylinder, minimum 8.9 liter, diesel, minimum 330 net HP rated at not more than 2400-RPM, producing a minimum of 950 lb. ft. of gross torque rated at not more than 1400-RPM. Engines to be equipped with OEM or equal shut down control on high water temperature and low oil pressure. Electronic engine controls must have all necessary components and wiring to allow for complete operation of a power take off at a pre-determined RPM using an in-cab control (must be load sensitive). Maximum road speed to be electronically limited to 60-MPH +/-2-MPH. Cruise control will not be activated. Engine will have automatic shut down feature enabled after 5-minutes of idle time.		
4.10.2	GVWR: Greater than 33,000 lbs		
4.10.3	TRANSMISSION: Allison 3000-RDS or proven equal. Push button gear selector and transmission temperature gauge is required.		
4.10.4	FRONT AXLE: Set back, minimum 14,000-lbs. capacity with minimum 14,000-lbs. springs, hub piloted steel hubs, ends equipped for disc brakes, with Stemco or equal front wheel visible cap bearing oiler. Front shock absorbers to be heaviest duty available for specified axle.		
4.10.5	REAR AXLE: Minimum 23,000-lbs. capacity with 23,000-lbs. spring capacity, minimum 4,000-lbs. multi leaf auxiliary springs, equipped with hub piloted steel hubs, ends equipped for disc brakes. Will be equipped with driver controlled differential lock (DCDL) with warning light and buzzer to indicate engagement located on dash. Stemco or equal oil rear seals. Drive train geared to attain 70-MPH +/- 2-MPH at full engine governed RPM		
4.10.6	WHEELS & TIRES: Wheels to be 10-hole hub piloted steel disk wheel, 22.5 X 8 ¼ painted white. Tires – Front tires are to be 315/80R 22.5 20 ply and rear tires are to be 11R 22.5 16 ply, tubeless steel belted radial tires. Loose wheel stud/lug indicators shall be installed on all wheels, color orange.		
4.10.7	BRAKES: Full air disc brake with dust shields and ABS brake control system. Brakes to be the maximum O.E.M size offered of disc brakes front and rear to meet or exceed August 2011 Federal brake requirements. Air disc brake internal adjuster's front and rear. Minimum 15 CFM compressor, Midland Pure Air Plus dryer model DA-33100, or proven equal, with automatic drain valves Model KN24000 or equal on all tanks. It is preferred that the air tanks be grouped together, easily accessible to an operator standing at the side of the truck. If not possible, all air tank drains shall be plumbed to a manifold system where drain valves are at one location, easily accessible to an operator standing at the side of the truck. Spring set parking brakes on rear axle. Female coupling ½" Milton M Type or approved equal to air tanks. connected to the emergency side of air system, to be located in a protected area near the front bumper.		
4.10.8	FUEL SYSTEM: To be equipped with minimum capacity of 70-gallons, aluminum or steel tank. Fuel filtration system to include primary and secondary filter with water separator. Fuel filler neck is required to have a, full flow screen. Truck will be delivered with a full fuel tank and DEF fluid, if applicable. Fuel tank and DEF tank shall be mounted street side. Diesel Exhaust Fluid (DEF) Gauge inside of cab.		
4.10.9	FRAME: Minimum 3,200,000-RBM, full re-enforced, "C" channel, heat treated, 110,000-PSI steel. Fenders: 2 double heavy duty steel over rear tires.		
4.10.10	EXHAUST SYSTEM: Muffler with horizontal exhaust tailpipe and defuser. Must extend to the rear of the vehicle to allow for a 22-foot body (termination within two feet of rear axle is acceptable.) A heat shield, installed under frame rails and around the muffler and exhaust pipes, to protect but not interfere with PTO, hydraulic pump or hoses and to keep excessive heat from radiating to the operator position. Truck will be delivered with a minimum 6 gallon DEF fluid tank.		
4.10.11	TOW HOOKS/WINCH ASSEMBLY: Two front tow hooks installed on frame and strengthened sufficiently to lift, pull, and tow truck without damaging bumper or other body parts. A wire rope, minimum 1-inch diameter, shall be provided and fastened to both tow hooks to attach tow equipment. A winch assembly to be mounted on the frame of the truck. Electric type winch with minimum 12,000 pound single line pull. Minimum cable drum capacity two hundred feet (200'). Winch to have power in and out capability and be configured with a free spooling clutch and adjustable brake.		

- 4.10.12 ELECTRICAL: Minimum 1800 CCA battery with a master battery cut-off switch located in the cab of vehicle and accessible from outside of driver door. Alternator shall be rated a minimum 130 amp capacity. To be equipped with oil pressure, water temperature, tachometer, hour meter, and volt or amp gauges. All wiring to be of high quality, abrasion resistant, and to be protected by looms or conduit and terminate in a watertight junction box (unprotected wiring is not acceptable). All wire terminals to be self-sealing and water proof. Jump start studs shall be provided and installed in an area easily accessible for use.
- 4.10.13 LIGHTING: All lights on cab and chassis and or bodies are to be of LED (Light Emitting Diode) type with an On/Off control switch when truck is powered down. If LED front turn signals are not available from the chassis OEM, standard lights may be used. Two strobe lights (WHELEN TIR-6, P/N 01-0663507A33B, SUPER-LED, 500 SERIES DIRECTIONAL WARNING LIGHT or proven equal) will be mounted as high as possible in the grill of the truck. The two (2) front grill mounted strobe lights and rear strobe lights will be wired to be lit whenever the battery disconnect switch is in the "on" position.
- 4.10.14 CAB: Air ride suspension cab with running boards, tilt hood, and fenders, left and right hand cab grab handles, and manufacturer's standard AM/FM with CD and Auxiliary input radio. Exterior sun visor, painted the same color as truck. Doors to have armrests. Units to be factory equipped with installed OEM air conditioner, integral heater, defroster units, insulated cab headliner, standard left and right side sun visor, left and right outside mirrors, motorized, west coast type, right and left hand, heavy-duty, 6-inches x 16-inches split focus, (approximately 2/3 flat area, 1/3 adjustable convex) breakaway type. Parabolic mirrors installed on both front fenders to provide view of obstacles on right side of truck from front bumper to rear wheels. Driver seat to be high back bucket type, National Cush-n-Aire or equal. Passenger seat to be non-suspension two man bench seat. Seat belt will be safety orange (seat belt cover not acceptable). Doors will have power windows and locks. Side and rear windows will have factory and the darkest allowable by law aftermarket tinting.
- 4.10.15 PTO: A transmission mounted PTO and direct, or driveline mounted, pump rated at the loader manufactures recommended pressure and GPM requirements, will be installed and compatible with the truck transmission (Allison -3000-RDS). The pump must not require more than 1,200-RPM to produce the optimal pressure and flow needed to operate the loader. Pump must be controlled through a speed device that will not allow engagement unless the engine is at idle and the truck transmission is in the neutral position. Pump/PTO must automatically disengage when transmission is shifted out of neutral or engine RPMs exceed 1,300-RPM. Hydraulic oil cooler will be provided .
- 4.10.16 UNITS TO BE EQUIPPED WITH THE FOLLOWING ITEMS:
- 4.10.16.1 Minimum one (1) electrical and one (1) air horn that meets DOT standards.
 - 4.10.16.2 Integral power steering
 - 4.10.16.3 Turn indicators, front and rear, stop and tail lights
 - 4.10.16.4 Windshield washers and variable speed wipers
 - 4.10.16.5 Adjustable steering column
 - 4.10.16.6 Cigar lighter/Power port for use with cell phone
 - 4.10.16.7 Electronic back up alarm
 - 4.10.16.8 DOT reflector triangle kit securely mounted in cab
 - 4.10.16.9 5-lb., ABC rated fire extinguisher securely mounted in cab
 - 4.10.16.10 Bracket for 3 ½-gallon water cooler mounted at a location approved by Solid Waste Coordinator before delivery of the first unit.
 - 4.10.16.11 Current State inspection decal
 - 4.10.16.12 Decal showing the total height of the unit displayed on the dash.
 - 4.10.16.13 Cone rack mounted between cab and body.
 - 4.10.16.14 Power door windows and locks.
 - 4.10.16.15 Hour meter.
 - 4.10.16.16 DELETED
 - 4.10.16.17 DELETED

SPECIFICATIONS GRAPPLER BODY:

- 4.10.17 LENGTH: Approximately 22' feet, sized to accept trash bucket in travel position with boom straight not more than 6-inches of empty space between rear end of bucket and tailgate with the boom in the horizontal position.
- 4.10.18 INSIDE WIDTH: Minimum 94" inches

- 4.10.19 LONGITUDINAL SILLS: Minimum 7-inch, 9.8-lb., high strength steel channel or 2" x 6" x 1/4" inch structural tubing.
- 4.10.20 CROSS SILLS: Minimum 4" inches, formed box channel of "C" section high strength steel, 10-gauge, or 3" inch, 4.1-lb. structural channel. Sills to be installed on maximum 12" inch centers.
- 4.10.21 SIDE AND END RAILS: Minimum 5" inch deep, 10-gauge, 3" inch deep for units using 4.1-lb. structural channel.
- 4.10.22 FLOOR: Minimum 1/4-inch, steel tread plate for units with floor welded to cross members or minimum 3/16-inch, steel tread plate for units with a minimum of 5, floor support long sills, formed of minimum 12-gauge steel channel with floor welded to long sills. All welds may be stitched welded, no spot-welding. A 1/2-inch steel plate will be welded to the floor (bed width and 4-feet long) at the rear of floor and directly under the trash bucket travel position (opened, with jaws to the left and right sides of the body longitudinal centerline).
- 4.10.23 LIGHTING: All lighting and reflectors will meet or exceed D.O.T. requirements. Reflectors shall be attached with mechanical fasteners. Stop lights, turn signals, backup, marker, and clearance lights shall be LED-type and mounted to reduce the possibility of damage from contact with brush. Four, high intensity strobe lights (WHELEN TIR-6, P/N 01-0663507A33B, SUPER-LED, 500 SERIES DIRECTIONAL WARNING LIGHT or proven equal) to be installed, one in each corner of the tailgate. The two (2) front grill mounted strobe lights and rear strobe lights will be wired to be lit whenever the battery disconnect switch is in the "on" position. Amber mid-ship clearance/turn signal lights shall be mounted on both sides of body.
- 4.10.24 SIDES & HEAD: Body sides and head to be manufactured of 10-gauge steel (minimum ASTM A-570) with a 3-inch wide return type rolled upper rail. Single piece construction of sides is desirable. Two-piece construction is acceptable only if seams are vertical and centered on the body with one additional vertical brace centered and welded to the outside of the seam. Heads will be of single piece construction. Side vertical braces (minimum 7), evenly spaced each side for structural channel, formed, 6-inch x 3-inch channel, manufactured of minimum 10-gauge steel, firmly welded to sides and floor. Head to have a minimum of two such vertical braces evenly spaced from sides and center. Sides and head to be bed length and 48-inches high from bed level. All sides, head, and braces, to be welded to body floor. Self-cleaning sides will be installed to outside of bed (minimum 10-gauge material) at approximately a 45 degree angle. Install minimum 3/16-inch plates on inside of bed to form self-cleaning floor at approximately 45 degrees. Ends of self-cleaning sides must be completely boxed. All welds to be continuous, no spot-welding. Designs using 4-inch X 3-inch box tubing instead of 3-inch wide return type rolled upper rails are acceptable if such tubing is installed using a continuous weld from front to rear at the upper edge of the body so that ends are completely boxed.
- 4.10.25 TAILGATE: Barn door type, hinged at right side of tailgate allowing tailgate to swing out fully to right side of trailer. Two hinges evenly spaced from top to bottom, with minimum 1"-inch hinge pins. Heavy-duty provisions to secure door in full open position against body side required. Tailgate to be manufactured of minimum 10-gauge steel with boxed type reinforcements on all sides with basic sheet wrapped over top and under bottom. Base section must be sloped to form a dirt-free self-cleaning edge. A positive firm locking latch, which can be operated from ground level, will be used to secure the doors in the closed position. Minimum three (3) each, ratchet type cam locks, along with guides to be installed on left side of door to ensure proper door closure. Design of door must include support of door on body platform instead of sides when door are closed. All hinges will have Zerk fittings to facilitate lubrication.
- 4.10.26 TOOL BOX: A lockable, watertight, toolbox, approximately 18-inches high X 20-inches wide X 18-inches deep to be mounted on the curb side of vehicle frame, under the body
- 4.10.27 SAND BOX: A metal container to carry approximately 200 lb. of sand will be attached to the sidewalk side of the truck. Exact location will be determined with first article.
- 4.10.28 PAINT: Body must be properly cleaned and prepared prior to painting. Primer coat to be thoroughly dry prior to final two coats. Body color will be Medium Grey Metallic, Sherwin-Williams, Dimensions, urethane enamel, paint code – DFP386, mix code - # 50374.
- 4.10.29 All components to be designed, installed, tested, and adjusted prior to delivery. Unit to be fully functional and ready for use upon delivery.

SPECIFICATIONS HYDRAULIC LOADER:

- 4.10.30 CONSTRUCTION: High tensile strength steel used in all major structural members such as A-frame legs, boom ears, boom spars, and stabilizers. Positive lubrication must be available to each wear point Boom rotation must

be made through a hydraulic rotary drive motor. Elevation and knuckling of boom and operation of stabilizing outrigger jacks will be through double acting hydraulic cylinders with controls located at the operator's platform. All movements – swing, knuckle, lift, rotate, and bucket action will be able to be accomplished simultaneously without jerking or other unnatural actions of the loader. A two stage pump will be provided to meet this requirement. All boom and outrigger pivot points to have bronze, brass, or steel bushings with grease fittings.

4.10.31 BOOM LENGTH: Maximum 22 feet, minimum 21 feet, without telescoping boom.

4.10.32 BOOM ELEVATION: Minimum 75-degrees above horizontal

4.10.33 WORK SPACE: A minimum 24" +/- 3" inch work space will be maintained between back of cab and loader and a minimum 12" inch work space between loader and body.

4.10.34 OUTRIGGERS: Outriggers to be hydraulic telescoping type with stabilizer pads, individually adjustable for operating height. Outside shell of out riggers will be braced/reinforced to prevent bowing. Replaceable wear blocks and/or an effective lubrication system will be installed to prevent excessive wear of the internal leg of the outrigger. Edges of stabilizer pads will curve up to prevent gouging street material. A90-decibel audio alarm will sound when the outriggers are being extended. Two eye hooks capable of securing outriggers in the travel mode will be installed as back up for hydraulic failure.

4.10.35 ROTATION OF BOOM: 360 degree continuous rotation. An electrical Collector will be installed to ensure electrical wiring will not be damaged by continuous rotation of the boom. A boom lock will be installed at the operator station to prevent boom swing during transport.

4.10.36 SWIVEL COUPLINGS: Hoses must be equipped with swivel couplings which prevent twisting of hoses when boom is swung through its entire rotational arc.

4.10.37 CONSTRUCTION: High tensile strength steel used in all major structural members such as a-frame legs, boom ears, boom spars, and stabilizers. Positive lubrication must be available to each wear point.

4.10.38 TRASH BUCKET: Combination type bucket designed for solid waste and brush collection with fully enclosed sides. Bucket to be Rotobec model 045W (City of San Antonio option to include curved jaws and special closing cylinders). Cylinders, hoses, and hydraulic lines must be protected from debris protruding through bucket with steel plates. Hoses will also be covered with anti-wear material.

4.10.31 BOOM LENGTH: Maximum 22 feet, minimum 21 feet, without telescoping boom.

4.10.40 CRANE STABILITY: Minimum 2-inches upper and lower steel plates will be used to mount the crane to the vehicle frame. The frame will be reinforced with minimum 3-inches braces located adjacent to the mounting bolts, with stops welded on chassis frame to prevent sliding.

4.10.41 Minimum lifting capacity less bucket:

	<u>LOAD</u>	<u>RADIUS FROM CENTER</u>
4.10.41.1	5,400-lbs	15-feet
4.10.41.2	8,000-lbs	10-feet

4.10.41 ADDITIONAL REQUIREMENTS:

4.10.41.1 Install a safety cradle around operator seat approximately 3-inches wider than seat, level with the seat in the folded position, and not more than 18" inches to the rear. Material to be 1 1/4-inches steel tubing firmly mounted and must not interfere with operator's range of motion. A main engine cutoff switch to be equipped in the grappler operator area.

4.10.41.2 Install a safety belt on operator's seat.

4.10.41.3 All safety equipment required to meet Federal and State safety standards to include under ride protection and conspicuity markings will be furnished and installed.

4.10.41.4 Ladders to provide access to work station on left and right side of loader, configured with minimum of 4 non-slip step, minimum 1-inch tread depth. Ladders will angle towards loader from bottom rail. Hand rails will be provided.

4.10.41.5 A switch, easily accessible to the crane operator, to sound a signaling device. Signal must be loud enough to be heard over the loader during operation.

4.10.41.6 Boom guards will be installed on both boom segments.

4.10.41.7 DELETED

4.11	ITEM	QUANTITY	DESCRIPTION
	9	1	>26,000 Minimum GVWR 5 Cubic Yard Dump Truck

4.11.1 ENGINE: Minimum 6 cylinder with not less than 210 HP at 2,500M; 520 lb ft torque.

4.11.2 GVWR: Minimum 26,000 lbs

4.11.3 TRANSMISSION/DRIVE: Allison 2500 RDS; or equivalent.

4.11.4 SUSPENSION: Heaviest duty available to include heavy duty shock absorbers, independent struts with stabilization.

4.11.5 TIRES & WHEELS: Six (6) 11R22.5, 10-hole steel disc wheel equipped with truck. Loose lug indicators on front and rear wheels.

4.11.6 BRAKES: Air drum brake for front and rear wheels. Minimum 13 CFM compressor, Midland Pure Air Plus Dryer Model DA33100 or equal with automatic drain valves Model KN24000 or equal on all tanks Quick connect couplings to be located in a protected area near the front bumper. Couplings will not be mounted to the bumper. Female coupling ½" Milton M Type or approved equal to air tanks.

4.11.7 FUEL SYSTEM: Fuel tank shall hold a minimum of 50 gallons of Ultra Low Sulfur Diesel. Diesel Exhaust Fluid (DEF) Gauge inside of cab

4.11.8 SEATING: Capacity to be for three (3) individuals. Driver seat to be reclining with high back, and passenger seating to be 2 man bench type.

4.11.9 BODY/BED: Conventional design. Two (2) front frame mounted tow hooks.

4.11.10 MIRRORS: OEM inside, standard type; outside, left and right, below eye level type, largest available offered by manufacturer, swing away type.

4.11.11 UNIT TO BE EQUIPPED WITH THE FOLLOWING ADDITIONAL EQUIPMENT:

4.11.11.1 Minimum one (1) electrical and one (1) air horns.

4.11.11.2 Integral power steering.

4.11.11.3 Turn indicators, front and rear, stop and tail lights.

4.11.11.4 Tachometer.

4.11.11.5 Adjustable steering column.

4.11.11.6 Cigar lighter/Power port for use with cell Phone

4.11.11.7 Water temperature, oil pressure and volt or amp gauges.

4.11.11.8 DOT reflector flare kit.

4.11.11.9 Electronic back up alarm.

4.11.11.10 5 lb. fire extinguisher.

4.11.11.11 Fixed interval wiper control with windshield washer.

4.11.11.12 Minimum four (4) factory installed up-fitter switches

4.11.11.13 Cab is to be School Bus Yellow

5-6 CUBIC YARD DUMP BODY:

4.11.12 STANDARD BODY CONSTRUCTION: Body to be 10' X 7' inside and be constructed of minimum 7 gauge steel. Body shall have a 2" radius between sides and floor to provide easier and cleaner discharge of load. Sides shall

be adequately side braced and rub rails be sloped dirt-free self-cleaning type. All welds shall be continuous on floor side, head seams, braces, etc., NO SKIP WELDS. Side boards to be minimum 2" x 6" x 1/4" structural rectangular tubing. Long sills shall be constructed of minimum 5" I-beam with a 1/4" web. Crossmembers shall be constructed of minimum 4" I-beam with a 3/16" web. Crossmembers to be on maximum 12" centers, must extend under rub rails and side post, be gusseted to body long sills and welded to long sills on all sides. Rear corner posts shall be a minimum of 10" wide and constructed of minimum 7 gauge steel which meets the above mentioned standard. Body shall have a half size cab protector. Body sub-frame to have external guides installed to guide body into proper alignment with sub-frame, to prevent side movement during travel.

4.11.13 TAILGATE: Tailgate shall be of the double-acting type, constructed with boxed type reinforcements on all sides. Base section must be of the sloped, dirt-free self-cleaning type. Upper tailgate hardware to be minimum 3/4" thick, flame cut steel. Tailgate locks must be easy to manipulate and provide firm locking. Tailgate spreader chains to be attached directly under upper tailgate crossmember and configured to allow multiple positioning of tailgate to include horizontal. All welds to be continuous, no spot or skip welding.

4.11.14 PIVOTS & PINS: All pivots shall be equipped with grease fittings.

4.11.15 HYDRAULICS: Hoist shall be heavy duty, double lift arm hoist. Hoist to be type V, underbody hoist. Fifty degree (50 degree) dump angle +/-2 degrees, with truck chassis frame tapered at rear to form a positive stop with rails of dump box (a full mating surface is required) at maximum dump angle. Hydraulic pump to be close couple direct mount to power take off. Pump to be air controlled with feathering valve. Hydraulic system to include in-line hydraulic filter. Pump and P.T.O. controls to be firmly mounted in cab where it is easily accessible from driver's position. Cable or rod operated controls are not acceptable. Units will be provided with safety limit equipment designed to stop the dump body at its maximum dump angle. Safety limit equipment to include a flexible wand type switch and an air solenoid valve rated at not less than 125 PSI. Hoist installation must provide for use of the entire cylinder stroke when reaching maximum dump angle. The only acceptable substitute to the above requirement for a flexible wand type switch and air solenoid valve will be for a system designed with an internal bypass stroke limit system. Hoist assemblies with the tie rod design for cylinder construction are not acceptable.

4.11.16 OTHER EQUIPMENT: All necessary clearance lights, marker lights, reflectors, mud flaps and mechanical backup alarm to be included and meet State Inspection requirements.

4.11.17 DUMP BODY COVER ASSEMBLY: Tarp system to be equipped with steel arms. Motor will be mounted in the "down" position. A weather proof control panel, with a minimum 25-amp reset breaker, to operate tarp system will be located in conjunction with the hydraulic controls. Controls to operate the tarp system will not be placed in the cab of the tractor. Control to be accessible in the cab.

4.11.18 MUD FLAPS: Mud flaps to be manufactured of a rubber base material are to be installed on both sides of vehicle, front and rear of rear tires. Front mud flaps to have anti-sail device. Rear flaps to be free swinging. Mud flaps to be minimum 1.5 lbs. per square foot and plain black without identifying markings.

4.11.19 COLOR: Unit is to be School Bus yellow

4.11.20 SAFETY: Unit to be equipped with a back up alarm, triangle kit, 5 lb fire extinguisher, and all safety markings/decals per DOT regulations.

4.12	ITEM	QUANTITY	DESCRIPTION
	10	2	60K Fifth Wheel Tractor Truck

4.12.1 ENGINE: Diesel, minimum 500 net horsepower rated at manufacturers recommended RPM, producing a minimum of 1850 ft lb. of gross torque and should be at +/- 70% of engine ground RMP. Nominal torque rise minimum 25%, with viscous or electromagnetic fan clutch. Road speed electronically governed to 70 MPH + / - 2 MPH.

4.12.2 GVWR: Minimum 60,000 lbs.

4.12.3 TRANSMISSION: Fuller FR-RTLO-18918B, or proven equal. 18 Speed

- 4.12.4 REAR AXLE: Tandem axle configuration- 6x4 tandem axle design. Single speed tandem drive, minimum 46,000 lbs capacity to be Rockwell RT 46-160 or equal. Gear ratio installed must be capable of 65 +/- 2 mph geared road speed at full engine governed RPM. Driver controlled differential locks on both rear axles.
- 4.12.5 FRONT AXLE: Minimum 20,000 lbs. capacity with 20,000 lbs. spring with Stemco or proven equal front wheel bearing oiler or maintenance free axle approved. To include heavy duty front shocks.
- 4.12.6 REAR SUSPENSION: Minimum 46,000 lbs. capacity.
- 4.12.7 WHEELS AND TIRES: Front wheels to be 10 hole hub piloted, 22.5X 9 steel disk wheels, minimum 315/80R 22.5, steel belted tubeless radials, rated 10,000 lbs each. Front wheels to be highway tread design. Real dual wheel application to be 11R 22.5 on/of, self cleaning, lug design. Loose lug indicators on front and rear wheels.
- 4.12.8 BRAKES: Full air, S-cam type, with dust shields, manufacture's heavy duty brake shoes, spring set parking brakes. Front and rear Rockwell (or equal) automatic slack adjusters. Minimum 13CFM compressors, Midland Pure Air Plus Model DA33100 (or equal) with automatic drain valves Model KN24000 (or equal). Spring set parking brakes on both rear axles. All brake drums to be cast iron. Brake linings to be non-asbestos. Female coupling ½" Milton M Type or approved equal to air tanks located in an area near the front bumper for emergency brake release.
- 4.12.9 FUEL SYSTEM: Single left or right hand steel tank mounted under cab or dual left and right hand step tanks mounted under cab. Minimum total fuel capacity to be 70 gallons. Fuel filtration to include primary and secondary filtering systems with automatic water separator. Diesel Exhaust Fluid (DEF) Gauge inside of cab
- 4.12.10 FRAME: Full depth, high performance, minimum 3,000,000 RBM
- 4.12.11 EXHAUST SYSTEM: Vertical tailpipe, heat guard, turn out, mounted to allow full utilization of specified cab to trunion length.
- 4.12.12 ELECTRICAL: Units to be equipped with three (3) minimum 12-volt, heavy duty batteries (total 2100 CCA).
- 4.12.13 CLUTCH: Minimum 15.5", 2 plate, heavy duty ceramic faced. Release bearing to have Zerk extension hose
- 4.12.14 ACCESSORIES: Tractor air brake system and 7-line trailer connector. Two (2) high intensity strobe lights (Whelen TIR-6, P/N 01-0663507A33B, Super LED, 500 Series Directional Warning Light or proven equal) to be installed, tow (2) in the front. All strobe lights will operate automatically whenever ignition switch is on, and also from OEM dash mounted toggle switch with no key in ignition. A catwalk and access steps constructed of expanded metal grating or perforated metal to provide a non-slip surface. Material finish will be in black color. Aluminum will be acceptable unfinished. Provided and installed between the truck frame rails behind the cab and to extend all the way to the fifth wheel slide, to provide the operator a place to stand while making hydraulic, electrical, and pneumatic connections. Catwalk will be mounted as to not contact trailer while traversing uneven terrain. Vehicle shall have full coverage split rear steel fenders covering all wheels as to not contact trailer. An 8" convex mirror to be installed below the door mirror on both sides and fender mirrors to be installed on the right and left front fenders.
- 4.12.15 FIFTH WHEEL: Holland FW-35, "36" air slide (or proven equal). Fifth wheel to extend above rear fenders as to not cause trailer contacting fender under operations in uneven terrain.
- 4.12.16 HEADER RACK: To hold ½ inch chains and booms with full expanded metal coverage; material to be heavy gauge metal or heavy gauge aluminum, finish will be black color. Aluminum will be acceptable unfinished.
- 4.12.17 EMERGENCY LIGHT BAR: Acceptable model will be equal to or greater than the Whelan model FX2AAAA all amber. Two (2) halogen rear work lights (acceptable model, Whelan model FLWL2) to include two (2) amber inboard super LED light heads. (acceptable model Whelan model FLDAA). Light bar to be wired to switchbox located in cab.
- 4.12.18 WET KIT: A truck mounted wet kit will be provided and installed. A transmission mounted PTO and direct mount pump will be installed on the truck transmission which produces 50-90% of engine RPM. A metal hydraulic reservoir to be mounted behind cab and be a minimum of 75 gallon capacity. Hydraulic controls to be mounted inside truck cab readily accessible to the driver. All valves and fittings required to make wet kit and trailer completely operational to include one female quick coupler (Aeroquip 6-5100-2516 or equal) and one make quick

coupler (Aeroquip 6-5100-52-16B or equal). Wet kit to be filled to capacity with SAE 10 Hydraulic oil meeting MIL-L-46152 specifications. Wet kit pump shall be configured to be used with life bottom trailers.

4.12.19 PUSHER AXLE: To be configured as a tri axle, to be a minimum of 13,000 lbs and be air actuated to lift when not in operation. Ride height of a minimum 12 inches.

005 - SUPPLEMENTAL TERMS & CONDITIONS

Original Contract Term.

This contract shall begin upon the effective date of the ordinance awarding the contract, or date specified in the award letter if this contract does not exceed \$50,000. This contract shall terminate upon completion of all work described herein or delivery of all goods ordered, as applicable.

Liquidated Damages for Delay:

The parties agree that the actual damages that might be sustained by the City by reason of the breach by Vendor of its covenant to make delivery within the time specified herein, is uncertain and would be difficult of ascertainment, and that the sum of \$100.00 per day per unit for each day that delivery is late would be a reasonable compensation for such breach. Vendor hereby promises to pay, and City hereby agrees to accept, such sum as liquidated damages, and not as a penalty, in the event of such breach. Furthermore, the parties agree that City may withhold said liquidated damages from any payments due to Vendor hereunder. If Vendor's delay exceeds 30 days, City may, at its option, elect to terminate this contract in whole or in part. In such event, City may pursue actual damages, rather than applying this liquidated damages provision.

Change Orders.

Notwithstanding anything stated to the contrary in Section 006 – General Terms & Conditions, in order to comply with Texas law governing purchases made by municipalities, the following rules shall govern all change orders made under this contract.

Any change orders that become necessary during the term of this contract as a result of changes in plans, specifications, quantity of work to be performed, materials, equipment or supplies to be furnished must be in writing and conform to the requirements of City Ordinance 2011-12-08-1014, as hereafter amended.

Any other change will require approval of the City Council, City of San Antonio.

Changes that do not involve an increase in contract price may be made by the Director.

No oral statement of any person shall modify or otherwise change, or affect the terms, conditions or specifications stated herein.

Insurance.

Prior to the commencement of any work under this Agreement, Vendor shall furnish copies of all required endorsements and completed Certificate(s) of Insurance to the City's Finance Department-Purchasing Division, which shall be clearly labeled "Purchase of Medium and Heavy Duty Trucks" in the Description of Operations block of the Certificate. The Certificate(s) shall be completed by an agent and signed by a person authorized by that insurer to bind coverage on its behalf. City will not accept a Memorandum of Insurance or Binder as proof of insurance. The certificate(s) must have the agent's signature and phone number, and be mailed, with copies of all applicable endorsements, directly from the insurer's authorized representative to City. City shall have no duty to pay or perform under this Agreement until such certificate and endorsements have been received and approved by City's Finance Department-Purchasing Division. No officer or employee, other than City's Risk Manager, shall have authority to waive this requirement.

City reserves the right to review the insurance requirements of this Article during the effective period of this Agreement and any extension or renewal hereof and to modify insurance coverages and their limits when deemed necessary and prudent by City's Risk Manager based upon changes in statutory law, court decisions, or circumstances surrounding this Agreement. In no instance will City allow modification whereby City may incur increased risk.

A Vendor's financial integrity is of interest to City; therefore, subject to Vendor's right to maintain reasonable deductibles in such amounts as are approved by City, Vendor shall obtain and maintain in full force and effect for the duration of this Agreement, and any extension here of, at Vendor's sole expense, insurance coverage written on an occurrence basis, unless otherwise indicated, by companies authorized to do business in the State of Texas and with an A.M Best's rating of no less than A- (VII), in the following types and for an amount not less than the amount listed below:

TYPE	AMOUNTS
1. Workers' Compensation 2. Employers' Liability	Statutory \$500,000/\$500,000/\$500,000
3. Broad form Commercial General Liability Insurance to include coverage for the following: a. Premises operations b. Independent Contractors c. Products/completed operations d. Personal Injury e. Contractual Liability f. Damage to property rented by you	For Bodily Injury and Property Damage of \$1,000,000 per occurrence; \$2,000,000 General Aggregate, or its equivalent in Umbrella or Excess Liability Coverage \$100,000
4. Business Automobile Liability a. Owned/leased vehicles b. Non-owned vehicles c. Hired Vehicles	Combined Single Limit for Bodily Injury and Property Damage of \$1,000,000 per occurrence

Vendor agrees to require, by written contract, that all subcontractors providing goods or services hereunder obtain the same insurance coverages required of Vendor herein, and provide a certificate of insurance and endorsement that names Vendor and City as additional insureds. Vendor shall provide City with said certificate and endorsement prior to the commencement of any work by the subcontractor. This provision may be modified by City's Risk Manager, without subsequent City Council approval, when deemed necessary and prudent, based upon changes in statutory law, court decisions, or circumstances surrounding this agreement. Such modification may be enacted by letter signed by City's Risk Manager, which shall become a part of the contract for all purposes.

As they apply to the limits required by City, City shall be entitled, upon request and without expense, to receive copies of the policies, declaration page, and all endorsements thereto and may require the deletion, revision, or modification of particular policy terms, conditions, limitations, or exclusions (except where policy provisions are established by law or regulation binding upon either of the parties hereto or the underwriter of any such policies). Vendor shall be required to comply with any such requests and shall submit a copy of the replacement certificate of insurance to City at the address provided below within 10 days of the requested change. Vendor shall pay any costs incurred resulting from said changes.

City of San Antonio
Attn: Finance Department-Purchasing Division
P.O. Box 839966
San Antonio, Texas 78283-3966

Vendor agrees that with respect to the above required insurance, all insurance policies are to contain or be endorsed to contain the following provisions:

Name City, its officers, officials, employees, volunteers, and elected representatives as additional insureds by endorsement, as respects operations and activities of, or on behalf of, the named insured performed under contract with City, with the exception of the workers' compensation and professional liability policies;

Provide for an endorsement that the "other insurance" clause shall not apply to the City of San Antonio where City is an additional insured shown on the policy;

Workers' compensation, employers' liability, general liability and automobile liability policies will provide a waiver of subrogation in favor of City; and

Provide advance written notice directly to City of any suspension, cancellation, non-renewal or material change in coverage, and not less than ten (10) calendar days advance notice for nonpayment of premium.

Within five (5) calendar days of a suspension, cancellation or non-renewal of coverage, Vendor shall provide a replacement Certificate of Insurance and applicable endorsements to City. City shall have the option to suspend Vendor's performance should there be a lapse in coverage at any time during this contract. Failure to provide and to maintain the required insurance shall constitute a material breach of this Agreement.

In addition to any other remedies City may have upon Vendor's failure to provide and maintain any insurance or policy endorsements to the extent and within the time herein required, City shall have the right to order Vendor to stop work hereunder, and/ or withhold any payment(s) which become due to Vendor hereunder until Vendor demonstrates compliance with the requirements hereof.

Nothing herein contained shall be construed as limiting in any way the extent to which Vendor may be held responsible for payment of damages to persons or property resulting from Vendor's or its subcontractors' performance of the work covered under this Agreement.

It is agreed that Vendor's insurance shall be deemed primary and non-contributory with respect to any insurance or self insurance carried by City for liability arising out of operations under this Agreement.

It is understood and agreed that the insurance required is in addition to and separate from any other obligation contained in this Agreement and that no claim or action by or on behalf of City shall be limited to insurance coverage provided.

Vendor and any subcontractors are responsible for all damage to their own equipment and/or property.

Incorporation of Attachments.

Each of the attachments listed below is an essential part of this contract, which governs the rights and duties of the parties, incorporated herein by reference, and shall be interpreted in the order of priority as appears below, with this document taking priority over all attachments:

Attachment A – Price Schedule

Attachment B – City of San Antonio Local Preference Program Forms

Attachment C – Veteran-Owned Small Business Preference Program Tracking Form

006 - GENERAL TERMS & CONDITIONS

Electronic Bid Equals Original. If Vendor is submitting an electronic bid, City and Vendor each agree that this transaction may be conducted by electronic means, as authorized by Chapter 322, Texas Business & Commerce Code, known as the Electronic Transactions Act.

Delivery of Goods/Services.

Destination Contract. Vendor shall deliver all goods and materials F.O.B., City of San Antonio's designated facility, inside delivery, freight prepaid, to the address provided in this IFB or, if different, in the Purchase Order. Vendor shall bear the risk of loss until delivery. Freight charges will be paid only when expedited delivery is requested and approved in writing by the City. Vendor shall be responsible for furnishing necessary personnel or equipment and/or making necessary arrangements to off load at City of San Antonio facility, unless otherwise noted herein.

Failure to Deliver. When delivery is not met as provided for in the contract, City may make the purchase on the open market, with any cost in excess of the contract price paid by Vendor, in addition to any other direct, indirect, consequential or incidental damages incurred by City as a result thereof. In addition, Vendor may be removed from the City's list of eligible bidders.

Purchase Orders. Each time a City department wishes to place an order against this contract, it will issue Vendor a purchase order. Vendor must have the purchase order before making any delivery.

Acceptance by City. City shall have a reasonable time (but not less than 30 days) after receipt to inspect the goods and services tendered by Vendor. City at its option may reject all or any portion of such goods or services which do not, in City's sole discretion, comply in every respect with all terms and conditions of the contract. City may elect to reject the entire goods and services tendered even if only a portion thereof is nonconforming. If City elects to accept nonconforming goods and services, City, in addition to its other remedies, shall be entitled to deduct a reasonable amount from the price thereof to compensate City for the nonconformity. Any acceptance by City, even if non-conditional, shall not be deemed a waiver or settlement of any defect in such goods and services.

Testing. After award of contract, City may, at its sole option, test the product delivered to ensure it meets specifications. Initial testing shall be at City's expense. However, if the product does not meet specifications, Vendor shall reimburse City for the costs of testing. City may withhold the cost of testing from any amounts owed to Vendor under this or any other contract, or invoice Vendor for same. If invoiced, Vendor shall pay City within 30 calendar days' of the invoice.

Warranty. A minimum of 90-days product guarantee or the manufacturer's standard commercial warranty, whichever is greater, shall apply to all products and/or services purchased under this IFB, unless otherwise specified in the Specifications/Scope of Services section of this IFB. This warranty shall provide for replacement of defective merchandise, parts, and labor, and shall include pick-up of the defective merchandise from City and delivery of the replacement(s) to the same location. The warranty shall be effective from the date of acceptance of the merchandise, or completion of the service, as applicable.

REJECTION OF DISCLAIMERS OF WARRANTIES & LIMITATIONS OF LIABILITY. ANY TERM OR CONDITION IN ANY DOCUMENT FURNISHED BY VENDOR, DISCLAIMING THE IMPLIED WARRANTY OF MERCHANTABILITY OR OF FITNESS FOR A PARTICULAR PURPOSE, OR ATTEMPTING TO LIMIT VENDOR'S LIABILITY SHALL BE OF NO FORCE OR EFFECT, AND SHALL BE STRICKEN FROM THE CONTRACT DOCUMENTS AS IF NEVER CONTAINED THEREIN.

Invoicing and Payment.

Address for Invoices. All original invoices must be sent to: City of San Antonio, Attn: Accounts Payable, P.O. Box 839976, San Antonio, Texas 78283-3976.

Information Required On Invoice.

All invoices must be in a form and content approved by the City. City may require modification of invoices if necessary in order to satisfy City that all billing is proper and pursuant to the terms of the contract. Invoices are required to show each City Purchase Order Number. Invoices must be legible. Items billed on invoices must be specific as to applicable stock, manufacturer, catalog or part number (if any). All invoices must show unit prices for each item being billed, the quantity of items being billed and the total for each item, as well as the total for all items on the invoice. If prices are

based on list prices basis, then the list prices, the percentage discount or percentage surcharge, net unit prices, extensions and net total prices must be shown. Prompt payment discounts offered shall be shown separately on the invoice.

Payment by City.

In accordance with the Texas Prompt Payment Act, City shall have not less than 30 days to pay for goods or services. Time for payment, including payment under discount terms, will be computed from the later of: (1) the date City receives conforming goods under the contract; (2) the date performance of the service under the contract is completed; or (3) the date City receives a correct and valid invoice for the goods or services. Payment is deemed to be made on the date of mailing of the check. Payment is made in US dollars only.

This provision shall not apply where there is a bona fide dispute between City and Vendor about the goods delivered or the service performed that causes the payment to be late, or where the invoice is not mailed to the address provided herein.

The payment amount due on invoices may not be manually altered by City personnel. Once disputed items are reconciled, Vendor must submit a corrected invoice or a credit memorandum for the disputed amount. City will not make partial payments on an invoice where there is a dispute.

NECESSITY OF TIMELY INVOICE / WAIVER OF PAYMENT. NOTWITHSTANDING THE FORGOING, THE CITY CANNOT PAY FOR ANY GOODS OR SERVICES WITHOUT AN INVOICE. VENDOR MUST INVOICE CITY NO LATER THAN 90 CALENDAR DAYS FROM THE DATE GOODS ARE DELIVERED OR SERVICES RENDERED. FAILURE TO SUBMIT AN INVOICE WITHIN SAID 90 DAYS SHALL NEGATE ANY LIABILITY ON THE PART OF CITY AND CONSTITUTE A **WAIVER** BY VENDOR OF ANY AND ALL RIGHT OR CLAIMS TO COLLECT MONEYS THAT VENDOR MAY RIGHTFULLY BE OTHERWISE ENTITLED TO FOR GOODS OR SERVICES PERFORMED.

The total price for all goods and/or services is shown on the Price Schedule. No additional fees or expenses of Vendor shall be charged by Vendor nor be payable by City. The parties hereby agree that all compensable expenses of Vendor are shown on the Price Schedule. If there is a discrepancy on the Price Schedule between the unit price for an item, and the extended price, the unit price shall govern.

Change Orders. In order to comply with Texas law governing purchases made by municipalities, the following rules shall govern all change orders made under this contract.

Any change orders that become necessary during the term of this contract as a result of changes in plans, specifications, quantity of work to be performed, materials, equipment or supplies to be furnished may be approved by the Director, provided that such change orders:

- are made in writing, signed by the Director;
- do not involve an increase or decrease in contract price of more than \$25,000; and
- sufficient funds have already been allocated by City or are available to the Director to cover any increase in contract price.

Any other change will require approval of the City Council, City of San Antonio.

Changes that do not involve an increase in contract price may, however, be made by the Director.

No oral statement of any person shall modify or otherwise change, or affect the terms, conditions or specifications stated herein.

Termination.

Termination-Breach. Should Vendor fail to fulfill in a timely and proper manner, as determined solely by the Director, its material obligations under this contract, or violate any of the material terms of this contract, City shall have the right to immediately terminate the contract in whole or in part. Notice of termination shall be provided in writing to Vendor, effective upon the date set forth in the notice. City may, in City's sole discretion, provide an opportunity for Vendor to cure the default. If City elects to offer an opportunity to cure, City shall provide notice to Vendor specifying the matters in default and the cure period. If Vendor fails to cure the default within the cure period, City shall have the right, without further notice, to terminate the contract in whole or in part. Such termination shall not relieve Vendor of any liability to the City for damages sustained by virtue of any breach by Vendor.

Termination-Notice. City may terminate this contract, in whole or in part, without cause. City shall be required to give Vendor notice ten days prior to the date of termination of the contract without cause.

Termination-Funding. City retains the right to terminate this contract at the expiration of each of City's budget periods. This contract is conditioned on a best efforts attempt by City to obtain and appropriate funds for payment of any debt due by City herein.

Termination by City may be effected by Director, without further action by the San Antonio City Council.

Independent Contractor. Vendor covenants and agrees that it is an independent contractor and not an officer, agent, servant or employee of City. City shall not be liable for any claims which may be asserted by any third party occurring in connection with the services to be performed by Vendor under this contract and that Vendor has no authority to bind City. The doctrine of respondent superior shall not apply as between City and Vendor.

INDEMNIFICATION.

VENDOR covenants and agrees to FULLY INDEMNIFY, DEFEND and HOLD HARMLESS, CITY and the elected officials, employees, officers, directors, volunteers and representatives of CITY, individually and collectively, from and against any and all costs, claims, liens, damages, losses, expenses, fees, fines, penalties, proceedings, actions, demands, causes of action, liability and suits of any kind and nature, including but not limited to, personal or bodily injury, death and property damage, made upon CITY directly or indirectly arising out of, resulting from or related to VENDOR'S activities under this Agreement, including any acts or omissions of VENDOR, any agent, officer, director, representative, employee, consultant or subcontractor of VENDOR, and their respective officers, agents employees, directors and representatives while in the exercise of the rights or performance of the duties under this Agreement. The indemnity provided for in this paragraph shall not apply to any liability resulting from the negligence of CITY, it s officers or employees, in instances where such negligence causes personal injury, death, or property damage. IN THE EVENT VENDOR AND CITY ARE FOUND JOINTLY LIABLE BY A COURT OF COMPETENT JURISDICTION, LIABILITY SHALL BE APPORTIONED COMPARATIVELY IN ACCORDANCE WITH THE LAWS FOR THE STATE OF TEXAS, WITHOUT, HOWEVER, WAIVING ANY GOVERNMENTAL IMMUNITY AVAILABLE TO THE CITY UNDER TEXAS LAW AND WITHOUT WAIVING ANY DEFENSES OF THE PARTIES UNDER TEXAS LAW. In addition, Vendor agrees to indemnify, defend, and hold the City harmless from any claim involving patent infringement, trademarks, trade secrets, and copyrights on goods supplied.

The provisions of this INDEMNITY are solely for the benefit of the parties hereto and not intended to create or grant any rights, contractual or otherwise, to any other person or entity. VENDOR shall advise CITY in writing within 24 hours of any claim or demand against CITY or VENDOR known to VENDOR related to or arising out of VENDOR's activities under this AGREEMENT and shall see to the investigation and defense of such claim or demand at VENDOR's cost. CITY shall have the right, at its option and at its own expense, to participate in such defense without relieving VENDOR of any of its obligations under this paragraph.

Assignment. Except as otherwise stated herein, Vendor may not sell, assign, pledge, transfer or convey any interest in this contract, nor delegate the performance of any duties hereunder, by transfer, by subcontracting or any other means, without the consent of Director. As a condition of such consent, if such consent is granted, Vendor shall remain liable for completion of the services and provision of goods outlined in this contract in the event of default by the successor Vendor, assignee, transferee or subcontractor. Any attempt to transfer, pledge or otherwise assign this Contract without said written approval, shall be void ab initio and shall confer no rights upon any third person.

Ownership of Documents. Pursuant to Texas Local Government Code Chapter 201, any and all Records produced by Vendor pursuant to the provisions of this contract are the exclusive property of City; and no such Record shall be the subject of any copyright or proprietary claim by Vendor. The term "Record" as used herein shall mean any document, paper, letter, book, map, photograph, sound or video recording, microfilm, magnetic tape, electronic medium, or other information recording medium, regardless of physical form or characteristic. Vendor understands and acknowledges that as the exclusive owner of any and all such Records, City has the right to use all such Records as City desires, without restriction.

Records Retention.

Vendor and its subcontractors, if any, shall properly, accurately and completely maintain all documents, papers, and records, and other evidence pertaining to the services rendered hereunder ("Documents"), and shall make such Documents available to the City at their respective offices, at all reasonable times and as often as City may deem necessary during the contract period, including any extension or renewal hereof, and the record retention period

established herein, for purposes of audit, inspection, examination, and making excerpts or copies of same by City and any of its authorized representatives.

Vendor shall retain any and all Documents produced as a result of services provided hereunder for a period of four years ("Retention Period") from the date of termination of the contract. If, at the end of the Retention Period, there is litigation or other questions arising from, involving or concerning these Documents or the services provided hereunder, Vendor shall retain the records until the resolution of such litigation or other such questions. Vendor acknowledges and agrees that City shall have access to any and all such Documents at any and all times, as deemed necessary by City, during said Retention Period. City may, at its election, require Vendor to return the documents to City at Vendor's expense prior to or at the conclusion of the Retention Period. In such event, Vendor may retain a copy of the documents.

Vendor shall notify City, immediately, in the event Vendor receives any requests for information from a third party, which pertain to the Documents referenced herein. Vendor understands and agrees that City will process and handle all such requests.

Severability. If any clause or provision of this contract is held invalid, illegal or unenforceable under present or future federal, state or local laws, including but not limited to the City Charter, City Code, or ordinances of the City of San Antonio, Texas, then and in that event it is the intention of the parties hereto that such invalidity, illegality or unenforceability shall not affect any other clause or provision hereof and that the remainder of this contract shall be construed as if such invalid, illegal or unenforceable clause or provision was never contained herein. It is also the intention of the parties hereto that in lieu of each clause or provision of this contract that is invalid, illegal, or unenforceable, there be added as a part of the contract a clause or provision as similar in terms to such invalid, illegal or unenforceable clause or provision as may be possible, legal, valid and enforceable.

Compliance with Law. Vendor shall provide and perform all services required under this Agreement in compliance with all applicable federal, state and local laws, rules and regulations.

Certifications. Vendor warrants and certifies that Vendor and any other person designated to provide services hereunder has the requisite training, license and/or certification to provide said services, and meets all competence standards promulgated by all other authoritative bodies, as applicable to the services provided herein.

Non-waiver of Performance. Unless otherwise specifically provided for in this Agreement, a waiver by either Party of a breach of any of the terms, conditions, covenants or guarantees of this Agreement shall not be construed or held to be a waiver of any succeeding or preceding breach of the same or any other term, condition, covenant or guarantee herein contained. Further, any failure of either Party to insist in any one or more cases upon the strict performance of any of the covenants of this Agreement, or to exercise any option herein contained, shall in no event be construed as a waiver or relinquishment for the future of such covenant or option. In fact, no waiver, change, modification or discharge by either party hereto of any provision of this Agreement shall be deemed to have been made or shall be effective unless expressed in writing and signed by the party to be charged. No act or omission by a Party shall in any manner impair or prejudice any right, power, privilege, or remedy available to that Party hereunder or by law or in equity, such rights, powers, privileges, or remedies to be always specifically preserved hereby.

Venue. Venue of any court action brought directly or indirectly by reason of this contract shall be in Bexar County, Texas. This contract is made and is to be performed in Bexar County, Texas, and is governed by the laws of the State of Texas.

Non-discrimination. As a condition of entering into this agreement, Vendor represents and warrants that it will comply with City's Commercial Nondiscrimination Policy, as described under Section ILLC.1 of the SBEDA Ordinance. As part of such compliance, Vendor shall not discriminate on the basis of race, color, religion, ancestry or national origin, sex, age, marital status, sexual orientation, or on the basis of disability or other unlawful forms of discrimination in the solicitation, selection, hiring or commercial treatment of subcontractors, vendors, suppliers, or commercial customers, nor shall Vendor retaliate against any person for reporting instances of such discrimination. Vendor shall provide equal opportunity for subcontractors, vendors and suppliers to participate in all of its public sector and private sector subcontracting and supply opportunities, provided that nothing contained in this clause shall prohibit or limit otherwise lawful efforts to remedy the effects of marketplace discrimination that have occurred or are occurring in the City's Relevant Marketplace. Vendor understands and agrees that a material violation of this clause shall be considered a material breach of this agreement and may result in termination of this agreement, disqualification of Vendor from participating in City contracts, or other sanctions. This clause is not enforceable by or for the benefit of, and creates no obligation to, any third party. Vendor shall include this nondiscrimination clause in all subcontracts for the performance of this contract. **As a party to this contract, Vendor understands and agrees to comply with the *Non-Discrimination Policy* of the City of San Antonio contained in Chapter 2, Article X of the City Code and further, shall not discriminate on the basis of race, color,**

religion, national origin, sex, sexual orientation, gender identity, veteran status, age or disability, unless exempted by state or federal law, or as otherwise established herein.

Delinquent Taxes. In the event that Vendor is or subsequently becomes delinquent in the payment of taxes owed to the City of San Antonio, the City reserves the right to deduct any delinquent taxes from payments that the City may owe to the delinquent Vendor as a result of this contract.

Binding Contract. This contract shall be binding on and inure to the benefit of the parties hereto and their respective heirs, executors, administrators, legal representatives, and successors and assigns, except as otherwise expressly provided for herein.

Entire Agreement. This contract, including City's final electronically posted online version, together with its authorizing ordinance and its price schedule(s), attachments, purchase orders, and exhibits, if any, constitutes the final and entire agreement between the parties hereto and contains all of the terms and conditions agreed upon. No other agreements, oral or otherwise, regarding the subject matter of this contract shall be deemed to exist or to bind the parties hereto, unless same be in writing, dated subsequent to the date hereof, and be duly executed by the parties, in accordance with the Change Order provision herein. **Parties agree that City's final electronically posted online version of this solicitation contains the agreed upon specifications, scope of services, and terms and conditions of this contract, and shall control in the event of a conflict with any printed version signed and submitted by Vendor.**

007 - SIGNATURE PAGE

By submitting a bid, whether electronically or by paper, Bidder represents that:

(s)he is authorized to bind Bidder to fully comply with the terms and conditions of City's Invitation for Bid for the prices stated therein;

(s)he has read the entire document, including the final version issued by City, and agreed to the terms therein;

Bidder is in good standing with the Texas State Comptroller's Office; and

to the best of his/her knowledge, all information is true and correct.

If submitting your bid by paper, complete the following and sign on the signature line below. Failure to sign and submit this Signature Page will result in rejection of your bid.

Bidder Information:

Please Print or Type:

Texas GDN# P23627

License Type: MOTOR VEHICLE DEALER

Franchise # B124208

Vendor ID No.: V1001210

Signer's Name: PAT LEWIS

Name of Business: SANTOX TRUCK CENTERS LTD

Street Address: 1380 Ackerman Rd


City, State, Zip Code: SAN ANTONIO, TX, 78219

Email Address: plewis@santoxtrucks.com

Telephone No.: 210-661-8371

Fax No.: 210-661-0226

City's Solicitation No.: 6100006820



 Signature of Person Authorized to Sign Bid

008 - STANDARD DEFINITIONS

Whenever a term defined by the Uniform Commercial Code ("UCC"), as enacted by the State of Texas, is used in the Contract, the UCC definition shall control, unless otherwise defined in the Contract.

All-or-None Bid - an invitation to bid in which the City will award the entire contract to one bidder only.

Alternate Bid - two or more bids with substantive variations in the item or service offered from the same bidder in response to a solicitation.

Assignment - a transfer of claims, rights or interests in goods, services or property.

Bid - a complete, signed response to a solicitation. The term "bid" is synonymous with the term "offer".

Bid Opening - a public meeting during which bid responses are disclosed.

Bidder - a person, firm or entity that submits a bid in response to a solicitation. The bidder whose bid is accepted by City may also be referred to herein as Contractor, Vendor or Supplier.

Bid Bond or Bid Guarantee - security to ensure that Bidder (a) will not withdraw the bid within the period specified for acceptance, and (b) will furnish any required bonds or performance guarantees, and any necessary insurance within the time specified in the solicitation.

Change Order - a change to the plans or specifications of the contract, or an increase or decrease in the quantity of work to be performed or of materials, equipment, or supplies to be furnished, issued by the Director after the bid has been accepted by the City.

City - the City of San Antonio, a Texas home-rule municipal corporation.

Contract - the binding legal agreement between the City and Vendor.

Contractor - the bidder whose bid is accepted by the City and is, therefore, the person, firm or entity providing goods or services to the City under a contract.

Director - the Director of City's Purchasing & General Services Department, or Director's designee.

Equal or Equivalent - terms to indicate that similar products or other brands may be acceptable for purchase if specifications and functional requirements are met.

Invitation for Bid (IFB) - a solicitation requesting pricing for a specified good or a service.

Line Item - a listing of items in a bid for which a bidder is expected to provide separate pricing.

Low Bid - a bid which is lowest in price, but may not meet all requirements or specifications.

Lowest Responsible Bidder - the bidder whose bid meets all requirements of the specifications, terms and conditions of the IFB and results in the lowest cost to the City in an award based solely on price, taking into consideration the bidder's competence and qualifications to perform the contract.

Non-Responsive Bid - a bid or offer that does not comply with the terms and conditions, or specifications and/or requirements of the IFB.

Offer - a complete, signed response to an IFB that, if accepted, would bind the bidder to perform the resultant contract. The term "offer" is synonymous with the term "bid".

Payment Bond - a particular form of security provided by the contractor to protect the City against loss due to the contractor's failure to pay suppliers and subcontractors.

Performance Bond - a particular form of security provided by the contractor to protect the City against loss due to the contractor's inability or unwillingness to complete the contract as agreed.

Performance Deposit - security provided by the contractor to protect the City against loss due to the contractor's inability or unwillingness to complete the contract as agreed.

Pre-Submittal Conference - a meeting conducted by the City, held in order to allow bidders to ask questions about the proposed contract and particularly, the contract specifications.

Purchase Order - a validly issued order placed by an authorized City department for the purchase of goods or services, written on the City's standard purchase order form, and which is Vendor's authority to deliver to and invoice the City for the goods or services specified in an IFB for the price stated in Vendor's bid.

Responsible Bidder - a bidder who is known to have the necessary competence and qualifications to perform and provide all requirements of an intended contract.

Responsive Bidder - a bidder who tenders a bid which meets all requirements of the invitation to bid and is a responsible bidder.

Sealed Bid - a bid submitted as a sealed document, whether hard copy or electronic, by a prescribed time to the location indicated in the IFB. The contents of the bid will not be made public prior to the bid opening.

Specifications - a description of what the City requires and what the bidder must offer; a description of the physical or functional characteristics of a product or material, or the nature of a service or construction item.

Subcontractor - a person, firm or entity providing goods or services to a vendor to be used in the performance of the Vendor's obligations under the contract with the City.

Supplier - the bidder whose bid is accepted by the City and is, therefore, the person, firm or entity providing goods or services to the City under a contract.

Vendor - the bidder whose bid is accepted by the City and is, therefore, the person, firm or entity providing goods or services to the City under a contract.

Waiver of Irregularity - noting, but disregarding an immaterial variance within a bid.

009 - ATTACHMENTS

Attachment A
11/19/2015

PRICE SCHEDULE

Local Preference Program (LPP) Ordinance

The 82nd Texas Legislature adopted a revision to the law that allowed the City of San Antonio (City) to adopt a policy that would grant contracting preferences to local businesses for certain types of contracts. The City adopted such a policy, known as the Local Preference Program, described in the San Antonio City Code Chapter 2, Article XII, effective for solicitations issued after May 1, 2013.

This solicitation is subject to the Local Preference Program. For more information on the program, refer to the Local Preference Program Identification Form attached to this solicitation.

In order to receive consideration the Local Bidder must complete and return the attached Local Preference Identification Form.

PRICE SCHEDULE

ITEM	QUANTITY	DESCRIPTION
1	5	19,501-26,000 GVWR General Purpose Flatbed

DELETED

ITEM	QUANTITY	DESCRIPTION
2	1	19,501 - 26,000 GVWR 15' Brush Dump Body and Tarp

PRICE EACH: \$ 83,421.98

TOTAL: \$ 83,421.98

YEAR, MAKE & MODEL CAB & CHASSIS OFFERED:

2017 INTERNATIONAL 4300

SPECIFIC MAKE & MODEL OF ENGINE OFFERED (INCLUDE SAE NET HP):

Cummins ISB 260 HP

TRANSMISSION OFFERED:

ALLISON 3000 RDS

CAB & CHASSIS WARRANTY:

1 YEAR

CAB & CHASSIS WARRANTY SERVICE PROVIDER NAME:

SANTEX TRUCK CENTER

CAB & CHASSIS WARRANTY SERVICE PROVIDER FACILITY ADDRESS:

1380 ACKERMAN Rd, SAN ANTONIO TX, 78219

YEAR, MAKE & MODEL DUMP BED OFFERED:

2017 WARREN

DUMP BED WARRANTY:

1 YEAR

DUMP BED WARRANTY SERVICE PROVIDER NAME:

WABASH

DUMP BED WARRANTY SERVICE PROVIDER ADDRESS:

1605 ACKERMAN Rd, SAN ANTONIO TX 78219

DELIVERY WILL BE MADE WITHIN 180 CALENDER DAYS AFTER ISSUANCE OF PURCHASE ORDER.

PRODUCTION CUT-OFF DATE: 7-2016

INDICATE THE LAST DAY THAT THE CITY CAN PLACE ORDERS UNDER THIS CONTRACT WITHOUT MISSING THE PRODUCTION CUT OFF DATE: 1-1-2016

BID PRICES SHALL REMAIN FIRM FOR ALL ORDERS PLACED PRIOR TO THIS CUT OFF DATE. IN THE EVENT THAT CITY DOES NOT AWARD A CONTRACT PRIOR TO PRODUCTION CUT OFF DATE, CAN BIDDER PROVIDE BID ITEMS, AT THE BID PRICE SUBMITTED, AFTER THE PRODUCTION CUT OFF DATE? 3 MONTHS AFTER P.O. DATE

ITEM	QUANTITY	DESCRIPTION
3	3	35,000 Minimum GVWR 7 Cubic Yard Dump Truck
PRICE EACH:		\$ <u>91,696.23</u>
TOTAL:		\$ <u>275,088.69</u>

YEAR, MAKE & MODEL CAB & CHASSIS OFFERED:

2017 INTERNATIONAL 4300

SPECIFIC MAKE & MODEL OF ENGINE OFFERED (INCLUDE SAE NET HP):

CUMMINS ISB 250 H.P

TRANSMISSION OFFERED:

ALLISON 3000 RDS

CAB & CHASSIS WARRANTY:

1 YEAR

CAB & CHASSIS WARRANTY SERVICE PROVIDER NAME:

SANTEX TRUCK CENTERS

CAB & CHASSIS WARRANTY SERVICE PROVIDER FACILITY ADDRESS:

1380 Ackerman Rd, San Antonio TX, 78219

DUMP BODY WARRANTY:

ONE YEAR

DUMP BODY WARRANTY SERVICE PROVIDER FACILITY NAME:

WABASH

DUMP BED WARRANTY SERVICE PROVIDER ADDRESS:

1605 ACKERMAN Rd, San Antonio TX, 78219

DELIVERY WILL BE MADE WITHIN 180 CALENDER DAYS AFTER ISSUANCE OF PURCHASE ORDER.

PRODUCTION CUT-OFF DATE: 7-1-2016

INDICATE THE LAST DAY THAT THE CITY CAN PLACE ORDERS UNDER THIS CONTRACT WITHOUT MISSING THE PRODUCTION CUT OFF DATE: 1-1-2016.

BID PRICES SHALL REMAIN FIRM FOR ALL ORDERS PLACED PRIOR TO THIS CUT OFF DATE. IN THE EVENT THAT CITY DOES NOT AWARD A CONTRACT PRIOR TO PRODUCTION CUT OFF DATE, CAN BIDDER PROVIDE BID ITEMS, AT THE BID PRICE SUBMITTED, AFTER THE PRODUCTION CUT OFF DATE? 2 MONTH AFTER P.O.

ITEM	QUANTITY	DESCRIPTION
4	2	19,500 - 26,000 GVWR 9 Cubic Yard Sanitation

PRICE EACH: \$ \$115,500⁰⁰ with exceptions As Noted

TOTAL: \$ \$231,100⁰⁰

YEAR, MAKE & MODEL CAB & CHASSIS OFFERED:

2016 ISUZU N22

SPECIFIC MAKE & MODEL OF ENGINE OFFERED (INCLUDE SAE NET HP):

ISUZU 4HK1 5.2 Liter 215HP@2500RPM 452 ft/lb @1850RPM

TRANSMISSION OFFERED:

Aisin A465 6speed Double overdrive

CAB & CHASSIS WARRANTY:

3 years, unlimited Mileage

CAB & CHASSIS WARRANTY SERVICE PROVIDER NAME:

Santex Truck Center, Ltd

CAB & CHASSIS WARRANTY SERVICE PROVIDER FACILITY ADDRESS:

1380 Ackerman
San Antonio, TX 78219

YEAR, MAKE & MODEL CONCRETE DRUM MIXER OFFERED: Refuse body offered

New Heil Mini Rear Loader PT Class

REFUSE DUMP BODY WARRANTY:

1-year

REFUSE DUMP BODY WARRANTY SERVICE PROVIDER NAME:

Heil of Texas

REFUSE DUMP BODY WARRANTY SERVICE PROVIDER FACILITY ADDRESS:

503 Pop Gunn
San Antonio, TX 78219

DELIVERY WILL BE MADE WITHIN 120 CALENDER DAYS AFTER ISSUANCE OF PURCHASE ORDER.

PRODUCTION CUT-OFF DATE: _____

INDICATE THE LAST DAY THAT THE CITY CAN PLACE ORDERS UNDER THIS CONTRACT WITHOUT MISSING THE PRODUCTION CUT OFF DATE: _____.

BID PRICES SHALL REMAIN FIRM FOR ALL ORDERS PLACED PRIOR TO THIS CUT OFF DATE. IN THE EVENT THAT CITY DOES NOT AWARD A CONTRACT PRIOR TO PRODUCTION CUT OFF DATE, CAN BIDDER PROVIDE BID ITEMS, AT THE BID PRICE SUBMITTED, AFTER THE PRODUCTION CUT OFF DATE? _____.

ITEM	QUANTITY	DESCRIPTION
5	8	>50,000 GVWR Fifth Wheel Tractors
PRICE EACH: \$ <u>103,063.27</u>		
TOTAL: \$ <u>824,506.16</u>		

YEAR, MAKE & MODEL CAB & CHASSIS OFFERED:
2017 INTERNATIONAL 7600

SPECIFIC MAKE & MODEL OF ENGINE OFFERED (INCLUDE SAE NET HP):
NAVISTAR N13 475 H.P.

TRANSMISSION OFFERED:
FULLER 10 SPEED

CAB & CHASSIS WARRANTY:
1 YEAR

CAB & CHASSIS WARRANTY SERVICE PROVIDER NAME:
SANTRX TRUCK CENTER

CAB & CHASSIS WARRANTY SERVICE PROVIDER FACILITY ADDRESS:
1380 ACKERMAN RD, SAN ANTONIO TX 78219

DELIVERY WILL BE MADE WITHIN 180 CALENDER DAYS AFTER ISSUANCE OF PURCHASE ORDER.

PRODUCTION CUT-OFF DATE: 7-1-2016

INDICATE THE LAST DAY THAT THE CITY CAN PLACE ORDERS UNDER THIS CONTRACT WITHOUT MISSING THE PRODUCTION CUT OFF DATE: 1-1-2016

BID PRICES SHALL REMAIN FIRM FOR ALL ORDERS PLACED PRIOR TO THIS CUT OFF DATE. IN THE EVENT THAT CITY DOES NOT AWARD A CONTRACT PRIOR TO PRODUCTION CUT OFF DATE, CAN BIDDER PROVIDE BID ITEMS, AT THE BID PRICE SUBMITTED, AFTER THE PRODUCTION CUT OFF DATE? 3 MONTHS AFTER P.O.

ITEM	QUANTITY	DESCRIPTION
6	1	>50,000 GVWR Dump Truck
PRICE EACH: \$ <u>100,272.24</u>		
TOTAL: \$ <u>100,272.24</u>		

YEAR, MAKE & MODEL CAB & CHASSIS OFFERED:

2017 INTERNATIONAL 7500

SPECIFIC MAKE & MODEL OF ENGINE OFFERED (INCLUDE SAE NET HP):

NAVISTAR N10 350

TRANSMISSION OFFERED:

ALLISON 3000 RDS

CAB & CHASSIS WARRANTY:

1 YEAR

CAB & CHASSIS WARRANTY SERVICE PROVIDER NAME:

SANTEX TRUCK CENTER

CAB & CHASSIS WARRANTY SERVICE PROVIDER FACILITY ADDRESS:

1380 ACKERMAN Rd, SAN ANTONIO TX, 78219

YEAR, MAKE & MODEL DUMP BODY OFFERED:

2017, WARREN

DUMP BODY WARRANTY:

1 YEAR

DUMP BODY WARRANTY SERVICE PROVIDER NAME:

WABASH

DUMP BODY WARRANTY SERVICE PROVIDER FACILITY ADDRESS:

1605 ACKERMAN Rd, SAN ANTONIO TX, 78219

DELIVERY WILL BE MADE WITHIN 180 CALENDER DAYS AFTER ISSUANCE OF PURCHASE ORDER.

PRODUCTION CUT-OFF DATE: 7-1-2016

INDICATE THE LAST DAY THAT THE CITY CAN PLACE ORDERS UNDER THIS CONTRACT WITHOUT MISSING THE PRODUCTION CUT OFF DATE: 1-1-2016

BID PRICES SHALL REMAIN FIRM FOR ALL ORDERS PLACED PRIOR TO THIS CUT OFF DATE. IN THE EVENT THAT CITY DOES NOT AWARD A CONTRACT PRIOR TO PRODUCTION CUT OFF DATE, CAN BIDDER PROVIDE BID ITEMS, AT THE BID PRICE SUBMITTED, AFTER THE PRODUCTION CUT OFF DATE? 30 DAY AFTER P.O.

ITEM	QUANTITY	DESCRIPTION
------	----------	-------------

PRICE EACH: \$ 171,978.52

TOTAL: \$ 343,957.04

YEAR, MAKE & MODEL CAB & CHASSIS OFFERED:

2017 INTERNATIONAL 7400

SPECIFIC MAKE & MODEL OF ENGINE OFFERED (INCLUDE SAE NET HP):

NAVISTAR N9 330 H.P.

TRANSMISSION OFFERED:

ALLISON 3500 RDS

CAB & CHASSIS WARRANTY:

1 YEAR

CAB & CHASSIS WARRANTY SERVICE PROVIDER NAME:

SANTER TRUCK CENTER
1380 ACKERMAN RD, SAN ANTONIO TX, 78219

CAB & CHASSIS WARRANTY SERVICE PROVIDER FACILITY ADDRESS:

1380 ACKERMAN RD, SAN ANTONIO TX, 78219

YEAR, MAKE & MODEL BED/LUBRICATION BODY OFFERED:

2017

BED/LUBRICATION BODY WARRANTY:

1 YEAR

BED/LUBRICATION BODY WARRANTY SERVICE PROVIDER NAME:

CTB - CASECO TRUCK BODY

BED/LUBRICATION BODY WARRANTY SERVICE PROVIDER FACILITY ADDRESS:

1380 ACKERMAN RD, SAN ANTONIO TX, 78219 FOR ROUTINE WAR
19105 S. HWY 66, CLAREMORE, OK 74017 FOR MAJOR WARRANTY

DELIVERY WILL BE MADE WITHIN 180 CALENDER DAYS AFTER ISSUANCE OF PURCHASE ORDER.

PRODUCTION CUT-OFF DATE: 1-1-2016

INDICATE THE LAST DAY THAT THE CITY CAN PLACE ORDERS UNDER THIS CONTRACT WITHOUT MISSING THE PRODUCTION CUT OFF DATE: 1-1-2016

BID PRICES SHALL REMAIN FIRM FOR ALL ORDERS PLACED PRIOR TO THIS CUT OFF DATE. IN THE EVENT THAT CITY DOES NOT AWARD A CONTRACT PRIOR TO PRODUCTION CUT OFF DATE, CAN BIDDER PROVIDE BID ITEMS, AT THE BID PRICE SUBMITTED, AFTER THE PRODUCTION CUT OFF DATE? 30 Day AFTER P.O.

ITEM	QUANTITY	DESCRIPTION
8	1	>33,000 GVWR Grappler Truck (Turnkey Unit)

PRICE EACH: \$ _____

TOTAL: \$ _____

YEAR, MAKE & MODEL CAB & CHASSIS OFFERED: _____

SPECIFIC MAKE & MODEL OF ENGINE OFFERED (INCLUDE SAE NET HP): _____

TRANSMISSION OFFERED: _____

CAB & CHASSIS WARRANTY: _____

CAB & CHASSIS WARRANTY SERVICE PROVIDER NAME: _____

CAB & CHASSIS WARRANTY SERVICE PROVIDER FACILITY ADDRESS: _____

YEAR, MAKE & MODEL GRAPPLER/HYDRAULIC LOADER BODY OFFERED: _____

GRAPPLER/HYDRAULIC LOADER BODY WARRANTY: _____

GRAPPLER/HYDRAULIC LOADER BODY SERVICE PROVIDER NAME: _____

GRAPPLER/HYDRAULIC LOADER BODY SERVICE PROVIDER FACILITY ADDRESS:

DELIVERY WILL BE MADE WITHIN _____ CALENDER DAYS AFTER ISSUANCE OF PURCHASE ORDER.

PRODUCTION CUT-OFF DATE: _____

INDICATE THE LAST DAY THAT THE CITY CAN PLACE ORDERS UNDER THIS CONTRACT WITHOUT MISSING THE PRODUCTION CUT OFF DATE: _____.

BID PRICES SHALL REMAIN FIRM FOR ALL ORDERS PLACED PRIOR TO THIS CUT OFF DATE. IN THE EVENT THAT CITY DOES NOT AWARD A CONTRACT PRIOR TO PRODUCTION CUT OFF DATE, CAN BIDDER PROVIDE BID ITEMS, AT THE BID PRICE SUBMITTED, AFTER THE PRODUCTION CUT OFF DATE? _____.

ITEM	QUANTITY	DESCRIPTION
9	1	26,000 Minimum GVWR 5 Cubic Yard Dump Truck

PRICE EACH: \$ 76,470.69

TOTAL: \$ 76,470.69

YEAR, MAKE & MODEL CAB & CHASSIS OFFERED:

2017 INTERNATIONAL 4300

SPECIFIC MAKE & MODEL OF ENGINE OFFERED (INCLUDE SAE NET HP):

CUMMINS ISB 270 H.P.

TRANSMISSION OFFERED:

ALLISON 2500 RDS

CAB & CHASSIS WARRANTY:

1 YEAR

CAB & CHASSIS WARRANTY SERVICE PROVIDER NAME:

SANTEX TRUCK CENTERS

CAB & CHASSIS WARRANTY SERVICE PROVIDER FACILITY ADDRESS:

1380 ACKERMAN RD, SAN ANTONIO TX, 78219

YEAR, MAKE & MODEL DUMP BODY OFFERED:

2017 WARREN

DUMP BODY WARRANTY:

1 YEAR

DUMP BODY WARRANTY SERVICE PROVIDER NAME:

WABASH

DUMP BODY WARRANTY SERVICE PROVIDER FACILITY ADDRESS:

1605 ACKERMAN Rd, SAN ANTONIO TX 78219

DELIVERY: DELIVERY WILL BE MADE WITHIN 180 CALENDAR DAYS AFTER ISSUANCE OF PURCHASE ORDER.

PRODUCTION CUT-OFF DATE: 1-1-2016

INDICATE THE LAST DAY THAT THE CITY CAN PLACE ORDERS UNDER THIS CONTRACT WITHOUT MISSING THE PRODUCTION CUT OFF DATE: 7-1-2016

BID PRICES SHALL REMAIN FIRM FOR ALL ORDERS PLACED PRIOR TO THIS CUT OFF DATE. IN THE EVENT THAT CITY DOES NOT AWARD A CONTRACT PRIOR TO PRODUCTION CUT OFF DATE, CAN BIDDER PROVIDE BID ITEMS, AT THE BID PRICE SUBMITTED, AFTER THE PRODUCTION CUT OFF DATE? 3 MONTHS AFTER P.O.

DELIVERY: DELIVERY WILL BE MADE WITHIN 180 CALENDAR DAYS AFTER ISSUANCE OF PURCHASE ORDER.

ITEM	QUANTITY	DESCRIPTION
10	2	60K Fifth Wheel Tractor Truck

PRICE EACH: \$ 132,783.15

TOTAL: \$ 265,566.30

YEAR, MAKE & MODEL CAB & CHASSIS OFFERED:

2017 INTERNATIONAL HX 620

SPECIFIC MAKE & MODEL OF ENGINE OFFERED (INCLUDE SAE NET HP):

CUMMINS ISX 500 H.P.

TRANSMISSION OFFERED:

FULLER 18 SPEED

CAB & CHASSIS WARRANTY:

1 YEAR

CAB & CHASSIS WARRANTY SERVICE PROVIDER NAME:

SANTEX TRUCK CENTER

CAB & CHASSIS WARRANTY SERVICE PROVIDER FACILITY ADDRESS:

1380 Adenman Rd, San Antonio TX, 78219

DELIVERY: DELIVERY WILL BE MADE WITHIN 180 CALENDAR DAYS AFTER ISSUANCE OF PURCHASE ORDER.

PRODUCTION CUT-OFF DATE: 1-1-2016

INDICATE THE LAST DAY THAT THE CITY CAN PLACE ORDERS UNDER THIS CONTRACT WITHOUT MISSING THE PRODUCTION CUT OFF DATE: 1-1-2016.

BID PRICES SHALL REMAIN FIRM FOR ALL ORDERS PLACED PRIOR TO THIS CUT OFF DATE. IN THE EVENT THAT CITY DOES NOT AWARD A CONTRACT PRIOR TO PRODUCTION CUT OFF DATE, CAN BIDDER PROVIDE BID ITEMS, AT THE BID PRICE SUBMITTED, AFTER THE PRODUCTION CUT OFF DATE? 3 MONTH AFTER

DELIVERY: DELIVERY WILL BE MADE WITHIN 180 CALENDAR DAYS AFTER ISSUANCE OF PURCHASE ORDER.

Prompt Payment Discount: % days. (If no discount is offered, Net 30 will apply.)

THANK YOU, LD McGarity



CONFLICT OF INTEREST QUESTIONNAIRE ADDENDUM FORM CIQ-A
For vendor or other person doing business with local governmental entity

Completed Conflict of Interest Questionnaires and Conflict of Interest Questionnaire Addenda are to be submitted by all individuals and/or entities who seek to do business with the City of San Antonio.

A CIQ and CIQ Addendum are required to be filed for EACH solicitation submitted, and are required to be submitted together.

1 Name of person who has or is seeking to have a business relationship with the City of San Antonio.

PATRICK LEWIS

2 Name of Company that has or is seeking to have a business relationship with the City of San Antonio.

SANTEX TRUCK CENTER, LLC

2a Business Contact information for Company listed above.

Business Address: 1380 ACKERMAN RD, SAN ANTONIO TX 78219
Phone: 210-661-8371
Email: plewis@santextrucks.com

3 Bid Name or Description of Service

IFB 6100006820 MEDIUM AND HEAVY DUTY TRUCKS

4 Printed name of person doing business with the City of San Antonio (same as denoted on Box 4 of Form CIQ).

Completed Conflict of Interest Questionnaires and Addenda should be mailed or hand-delivered separately from the solicitation (bid) to one of the following addresses:

Mailing Address: Office of the City Clerk
P.O.Box 839966
San Antonio, TX 78283-3966

Physical Address: Office of the City Clerk
City Hall, 2nd Floor
100 Military Plaza
San Antonio, TX 78205

Print Form

CONFLICT OF INTEREST QUESTIONNAIRE
For vendor doing business with local governmental entity

FORM CIQ

This questionnaire reflects changes made to the law by H.B. 23, 84th Leg., Regular Session.

This questionnaire is being filed in accordance with Chapter 176, Local Government Code, by a vendor who has a business relationship as defined by Section 176.001(1-a) with a local governmental entity and the vendor meets requirements under Section 176.006(a).

By law this questionnaire must be filed with the records administrator of the local governmental entity not later than the 7th business day after the date the vendor becomes aware of facts that require the statement to be filed. See Section 176.006(a-1), Local Government Code.

A vendor commits an offense if the vendor knowingly violates Section 176.006, Local Government Code. An offense under this section is a misdemeanor.

OFFICE USE ONLY

Date Received

1 **Name of vendor who has a business relationship with local governmental entity.**

2 **Check this box if you are filing an update to a previously filed questionnaire.** (The law requires that you file an updated completed questionnaire with the appropriate filing authority not later than the 7th business day after the date on which you became aware that the originally filed questionnaire was incomplete or inaccurate.)

3 **Name of local government officer about whom the information is being disclosed.**

LD McGARITY
Name of Officer

4 **Describe each employment or other business relationship with the local government officer, or a family member of the officer, as described by Section 176.003(a)(2)(A). Also describe any family relationship with the local government officer. Complete subparts A and B for each employment or business relationship described. Attach additional pages to this Form CIQ as necessary.**

A. Is the local government officer or a family member of the officer receiving or likely to receive taxable income, other than investment income, from the vendor?

Yes No

B. Is the vendor receiving or likely to receive taxable income, other than investment income, from or at the direction of the local government officer or a family member of the officer AND the taxable income is not received from the local governmental entity?

Yes No

5 **Describe each employment or business relationship that the vendor named in Section 1 maintains with a corporation or other business entity with respect to which the local government officer serves as an officer or director, or holds an ownership interest of one percent or more.**

6 **Check this box if the vendor has given the local government officer or a family member of the officer one or more gifts as described in Section 176.003(a)(2)(B), excluding gifts described in Section 176.003(a-1).**

7 Pat
Signature of vendor doing business with the governmental entity

12-7-2015
Date

CONFLICT OF INTEREST QUESTIONNAIRE

For vendor doing business with local governmental entity

A complete copy of Chapter 176 of the Local Government Code may be found at <http://www.statutes.legis.state.tx.us/Docs/LG/htm/LG.176.htm>. For easy reference, below are some of the sections cited on this form.

Local Government Code § 176.001(1-a): "Business relationship" means a connection between two or more parties based on commercial activity of one of the parties. The term does not include a connection based on:

- (A) a transaction that is subject to rate or fee regulation by a federal, state, or local governmental entity or an agency of a federal, state, or local governmental entity;
- (B) a transaction conducted at a price and subject to terms available to the public; or
- (C) a purchase or lease of goods or services from a person that is chartered by a state or federal agency and that is subject to regular examination by, and reporting to, that agency.

Local Government Code § 176.003(a)(2)(A) and (B):

(a) A local government officer shall file a conflicts disclosure statement with respect to a vendor if:

(2) the vendor:

(A) has an employment or other business relationship with the local government officer or a family member of the officer that results in the officer or family member receiving taxable income, other than investment income, that exceeds \$2,500 during the 12-month period preceding the date that the officer becomes aware that

(i) a contract between the local governmental entity and vendor has been executed;

or

(ii) the local governmental entity is considering entering into a contract with the vendor;

(B) has given to the local government officer or a family member of the officer one or more gifts that have an aggregate value of more than \$100 in the 12-month period preceding the date the officer becomes aware that:

(i) a contract between the local governmental entity and vendor has been executed; or

(ii) the local governmental entity is considering entering into a contract with the vendor.

Local Government Code § 176.006(a) and (a-1)

(a) A vendor shall file a completed conflict of interest questionnaire if the vendor has a business relationship with a local governmental entity and:

(1) has an employment or other business relationship with a local government officer of that local governmental entity, or a family member of the officer, described by Section 176.003(a)(2)(A);

(2) has given a local government officer of that local governmental entity, or a family member of the officer, one or more gifts with the aggregate value specified by Section 176.003(a)(2)(B), excluding any gift described by Section 176.003(a-1); or

(3) has a family relationship with a local government officer of that local governmental entity.

(a-1) The completed conflict of interest questionnaire must be filed with the appropriate records administrator not later than the seventh business day after the later of:

(1) the date that the vendor:

(A) begins discussions or negotiations to enter into a contract with the local governmental entity; or

(B) submits to the local governmental entity an application, response to a request for proposals or bids, correspondence, or another writing related to a potential contract with the local governmental entity; or

(2) the date the vendor becomes aware:

(A) of an employment or other business relationship with a local government officer, or a family member of the officer, described by Subsection (a);

(B) that the vendor has given one or more gifts described by Subsection (a); or

(C) of a family relationship with a local government officer.



Warren Equipment, Inc.
One Year Limited Warranty
Dump Bodies / Frame Dump Trailers
Refuse Trailers

Warren Equipment, Inc. warrants each new dump body, frame dump trailer or refuse trailer (here after referred to as the equipment) manufactured by us to be free from defects in materials and workmanship, provided the equipment warranted hereunder is operated by the purchaser in accordance with generally approved practices, with loads not exceeding the manufacturers rated capacity and with loads that are not abrasive or corrosive in nature for a period of 1 year after delivery.

Body and frame parts of the equipment found to be defective within the warranty period shall be repaired or replaced at the sole discretion of Warren Equipment, Inc. as set forth below.

MANUFACTURED COMPONENT WARRANTY SCHEDULE

PURCHASED COMPONENT WARRANTY SCHEDULE	1 Year	100%
A) Axles, Suspensions, Landing Gears, Wheels, Hubs, Rims & Hydraulic Cylinders.	Over 1 Year	0%
B) Airlines, Springs, Airbags, Leveling Valves, Bearing, Brake Valves, Tarps and Tarp Accessories.	6 Months Over 6 Months	100% 0%
C) Oil Seals, Shock Absorbers, Hubcaps, Brake Drums, & Suspension Alignment.	3 Months Over 3 Months	100% 0%

D) Tires All Warranty claims must be made to the tire dealers.


All warranties, if any, extended to Warren Equipment, Inc. by the makers or suppliers of component parts, accessories or other goods included in the manufacture of Warren Equipment will be assigned, if contractually permitted to be purchaser of Warren Equipment. Specific component warranty details will be provided to be purchaser upon request. Tire warranties are expressly excluded from Warren's warranty herein.

This warranty does not expand, enlarge, or alter in anyway, the warranties provided by the manufacturer and suppliers of component parts and accessories used in the manufacturing of Warren equipment.

WARREN AND THE PURCHASER AGREE THAT IN CONSIDERATION OF THE ABOVE EXPRESSED WARRANTY, ALL OTHER WARRANTIES OTHER THAN TITLE, EITHER EXPRESSED OR IMPLIED, WHETHER ARISING UNDER LAW OR EQUITY INCLUDING WARRANTIES OF MERCHANTABILITY AND FITNESS FOR A PARTICULAR PURPOSE ARE EXCLUDED FROM THIS CONTRACT. FURTHER, THE FORGOING WARRANTY IS SOLELY TO THE FIRST PURCHASER FROM WARREN OR FROM AN AUTHORIZED DISTRIBUTOR.

Limitations of Actions: Without extending the period of warranty stated above, any action for breach of warranty must be commenced within one year of the breached claim or forever barred.

Limitation of Damages: The purchasers' remedy stated above shall be exclusive for any and all claims against Warren whether based on contract, negligence, tort, or any other theory. In no event shall Warren be liable for any consequential damages, which may result from any defect or failure of the unit or part.



Santex Isuzu Trucks
4300 Interstate 10 East
San Antonio, TX 78219

CITY OF SAN ANTONIO
IFB 6100006820
BID OPENING DECEMBER 7, 2015 AT 2:00 pm
EXCEPTIONS TO SPECIFICATIONS

Regarding Item 4; 9 Cubic Yard Sanitation Truck

Para. 4.6.6; The suspension will have Semi-elliptical steel alloy tapered leaf springs with stabilizer bar and shock absorbers. There will not be any independent struts.

Para. 4.6.8; The front brakes will be disc type, and the rear brakes will be drum type.


Para. 4.6.12: Mirrors will be outside type on right and left, heated, swing away type, remote controlled at eye level.



UNITED STATES ENVIRONMENTAL PROTECTION AGENCY
 OFFICE OF TRANSPORTATION AND AIR QUALITY
 WASHINGTON, DC 20460



CERTIFICATE OF CONFORMITY
 2015 MODEL YEAR

Manufacturer: ISUZU MOTORS LIMITED	
Engine Family: FSZXH05.23FA Certificate Number: SZX-ONHWY-15-01 Intended Service Class: LHDD Fuel Type: DIESEL FELs: NMHC +NOx: N/A NOx: N/A PM: N/A	Greenhouse Gas Info. Primary Intended Service Class: VOCATIONAL Primary Test Configuration FTP (if applicable): CO ₂ FCL value (g/hp-hr) 576 CO ₂ FEL value (g/hp-hr) 593 N ₂ O FEL value (g/hp-hr) CH ₄ FEL value (g/hp-hr) Primary Test Configuration Ramped-modal(if applicable): CO ₂ FCL value (g/hp-hr) CO ₂ FEL value (g/hp-hr)
Effective Date: 2/13/2015 Date Issued: 2/13/2015	 Byron J. Bunker, Director Compliance Division Office of Transportation and Air Quality

Pursuant to Section 206 of the Clean Air Act (42 U.S.C. section 7525), 40 CFR Part 86, and subject to the terms and conditions prescribed in those provisions, this certificate of conformity is hereby issued with respect to the test engines which represent the following motor vehicle engines, by engine family, and is subject to the terms and conditions prescribed in those provisions.

This certificate of conformity covers only those new motor vehicle engines which conform in all material respects to the design specifications that applied to those engines described in the documentation required by 40 CFR Part 86 and which are produced during the model year stated on this certificate of the said manufacturer, as defined in 40 CFR Part 86.

It is a term of this certificate that the manufacturer shall consent to all inspections described in 40 CFR 86.096-7, 86.606, and 86.1006 and authorized in a warrant or court order. Failure to comply with the requirements of such a warrant or court order may lead to revocation or suspension of this certificate for reasons specified in 40 CFR Part 86. It is also a term of this certificate that this certificate may be revoked or suspended or rendered void ab initio for other reasons specified in 40 CFR Part 86.

This certificate does not cover engines sold, offered for sale, or introduced, or delivered for introduction, into commerce in the U.S. prior to the effective date of the certificate.

Pursuant to the authority vested in the Air Resources Board by Health and Safety Code Division 26, Part 5, Chapter 2; and pursuant to the authority vested in the undersigned by Health and Safety Code Sections 39515 and 39516 and Executive Order G-14-012;

IT IS ORDERED AND RESOLVED: The engine and emission control systems produced by the manufacturer are certified as described below for use in on-road motor vehicles with a manufacturer's GVWR over 14,000 pounds. Production engines shall be in all material respects the same as those for which certification is granted.

MODEL YEAR	ENGINE FAMILY	ENGINE SIZES (L)	FUEL TYPE ¹		STANDARDS & TEST PROCEDURE	INTENDED SERVICE CLASS ²	ECS & SPECIAL FEATURES ³		DIAGNOSTIC ⁶
							DDI, TC, CAC, ECM, EGRC, DOC, PTOX, SCR-U, NOS(2)	OBD(\$)	
2015	FSZXH05.23FA	5.2	Diesel		Diesel	LHDD	DDI, TC, CAC, ECM, EGRC, DOC, PTOX, SCR-U, NOS(2)		OBD(\$)
PRIMARY ENGINE'S IDLE EMISSIONS CONTROL ⁵		ADDITIONAL IDLE EMISSIONS CONTROL ⁵							
30g		N/A							
ENGINE (L)		ENGINE MODELS / CODES (rated power, in hp)							
5.2		4HK1TC / 523FA (210)							

¹ =not applicable; GVWR=gross vehicle weight rating; 13 CCR xyz=Title 13, California Code of Regulations, Section xyz; 40 CFR 86.abc=Title 40, Code of Federal Regulations, Section 86.abc; L=liter; hp=horsepower; kw=kilowatt; hr=hour;
² CNG/LNG=compressed/liquefied natural gas; LPG=liquefied petroleum gas; E85=85% ethanol fuel; MF=multi fuel a.k.a. BF=bi fuel; DF=dual fuel; FF=flexible fuel;
³ L/M/H HDD=light/medium/heavy heavy-duty diesel; UB=urban bus; HDO=heavy duty Otto;
⁴ ECS=emission control system; TWC/O=C=three-way/oxidizing catalyst; NAC=NOx adsorption catalyst; SCR-U / SCR-N=selective catalytic reduction - urea / -- ammonia; WU (prefix) =warm-up catalyst; DPF=diesel particulate filter; PTOX=periodic trap oxidizer; HO2S/O2S=heated/oxygen sensor; HAFS/AFS=heated/air-fuel-ratio sensor (a.k.a., universal or linear oxygen sensor); NOS=nitrogen oxide sensor; TBI=throttle body fuel injection; SF/MFI=sequential/multi port fuel injection; DGI=direct gasoline injection; GCARB=gaseous carburetor; ID/DDI=indirect/direct diesel injection; TC/SC=turbo/ super charger; CAC=charge air cooler; EGR / EGR-C=exhaust gas recirculation / cooled EGR; PAIR/AIR=pulsed/secondary air injection; SPL=smoke puff limiter; ECM/PCM=engine/powertrain control module; EM=engine modification; 2 (prefix)=parallel; (2) (suffix)=in series;
⁵ ESS=engine shutdown system (per 13 CCR 1956.8(a)(6)(A)(1)); 30g=30 g/hr NOx (per 13 CCR 1956.8(a)(6)(C)); APS =internal combustion auxiliary power system; ALT=alternative method (per 13 CCR 1956.8(a)(6)(D)); Exempt=exempted per 13 CCR 1956.8(a)(6)(B) or for CNG/LNG fuel systems; N/A=not applicable (e.g., Otto engines and vehicles);
⁶ EMD=engine manufacturer diagnostic system (13 CCR 1971); OBD=on-board diagnostic system (13 CCR 1971.1);

Following are: 1) the FTP exhaust emission standards, or family emission limit(s) as applicable, under 13 CCR 1956.8; 2) the SET and NTE limits under the applicable California exhaust emission standards and test procedures for heavy-duty diesel engines and vehicles (Test Procedures); and 3) the corresponding certification levels, for this engine family. "Diesel" CO, SET and NTE certification compliance may have been demonstrated by the manufacturer as provided under the applicable Test Procedures in lieu of testing. (For flexible- and dual-fueled engines, the CERT values in brackets [] are those when tested on conventional test fuel. For multi-fueled engines, the STD and CERT values for default operation permitted in 13 CCR 1956.8 are in parentheses.).

in g/bhp-hr	NMHC		NOx		NMHC+NOx		CO		PM		HCHO	
	FTP	SET	FTP	SET	FTP	SET	FTP	SET	FTP	SET	FTP	SET
STD	0.14	0.14	0.20	0.20	*	*	15.5	15.5	0.01	0.01	*	*
FEL	*	*	*	*	*	*	*	*	*	*	*	*
CERT	0.01	0.002	0.17	0.01	*	*	0.1	0.02	0.002	0.002	*	*
NTE	0.21		0.75		*		19.4		0.02		*	

⁴ g/bhp-hr=grams per brake horsepower-hour; FTP=Federal Test Procedure; SET=supplemental emissions testing; NTE=Not-to-Exceed emission limit; STD=standard or emission test cap; FEL=family emission limit; CERT=certification level; NMHC/HC=non-methane/hydrocarbon; NOx=oxides of nitrogen; CO=carbon monoxide; PM=particulate matter; HCHO=formaldehyde; (rev: 2014-01-03)

BE IT FURTHER RESOLVED: For the listed engine models the manufacturer has submitted the materials to demonstrate certification compliance with 13 CCR 1965 (emission control labels), 1971.1 (on-board diagnostic), and 13 CCR 2035 et seq. (emission control warranty).

BE IT FURTHER RESOLVED: The listed engine models are conditionally certified in accordance with 13 CCR Section 1971.1(k) (deficiency and fines provisions for certification of malfunction and diagnostic system) because the heavy-duty on-board diagnostic (HD OBD) system of the listed engine models has been determined to have three deficiencies. The listed engine models are approved subject to the manufacturer paying a fine of \$50 per engine for the third deficiency in the listed engine family that is produced and delivered for sale in California. On a quarterly basis, the manufacturer shall submit to the Air Resources Board reports of the number of engines produced and delivered for sale in California and pay the full fine owed for that quarter pursuant to this conditional certification. Payment shall be made payable to the State Treasurer for deposit in the Air Pollution Control Fund no later than thirty (30) days after the end of each calendar quarter during the 2015 model-year production period. Failure to pay the quarterly fine, in full, in the time provided, may be cause for the Executive Officer to rescind this conditional certification, effective from the start of the quarter in question, in which case all engines covered under this conditional certification for that quarter and all future quarters would be deemed uncertified and subject to a civil penalty of up to \$5000 per engine pursuant to HSC Section 43154.

*: not applicable; #: pounds; UL: useful life; PC: passenger car; LDT: light-duty truck; LDT1: LDT<6000#GVWR,0-3750#LVW; LDT2: LDT<6000#GVWR,3751-5750#LVW; LDT3: LDT 6001-8500#GVWR,3751-5750#LVW; LDT4: LDT 6001-8500#GVWR,5751-8500#LVW; MDV: medium-duty vehicle; MDV4: MDV 8501-10000#GVWR; MDV5: MDV 10001-14000#GVWR; MDPV: medium-duty passenger vehicle; ECS: emission control system; CERT: certification; STD: standard; FEL: family emission limit; GVWR: gross vehicle weight rating; LVW: loaded vehicle weight; ALVW: adjusted LVW; LEV: low emission vehicle; ULEV: ultra LEV; SULEV: super ULEV; ZEV: zero-emission vehicle; PZEV: partial ZEV; AT PZEV: advanced technology PZEV; TZEV: transitional ZEV; TWC/OC: 3-way/oxidizing catalyst; ADSTWC: adsorbing TWC; HAC: HC adsorbing catalyst; WU: warm-up catalyst; NAC: NOx adsorption catalyst; SCR-U or SCRC/SCR-N or SCRC-NH3: selective catalytic reduction-urea/ammonia; NH3OC: ammonia oxidation catalyst; CTOX/PTOX: continuous/periodic trap oxidizer; DPF: diesel particulate filter (active); GPF: PM filter for spark-ignited engine; HO2S/O2S: heated/oxygen sensor; WR-HO2S or AFS: wide-range/linear/heated air-fuel ratio sensor; NOXS: NOx sensor; PMS: PM sensor; RDQS: reductant quality sensor; NH3S: ammonia sensor; EGR: exhaust gas recirculation; EGRC: EGR cooler; AIR/AIRE: secondary air injection (belt driven)/(electric driven); PAIR: pulsed AIR; SFI/MFI: sequential/multiport fuel injection; DFI/IFI: direct/indirect fuel injection; TC/SC: turbo/super charger; CAC: charge air cooler; F/P/\$: full/partial/partial with fines on-board diagnostic; DOR: direct ozone reducing; HCT: hydrocarbon trap; BCAN: bleed carbon canister; prefix 2: parallel; (2) suffix: series; CNG/LNG: compressed/liquefied natural gas; LPG: liquefied petroleum gas; E85: "85%" ethanol ("15%" gasoline) fuel; E10: "10%" ethanol ("90%" gasoline) fuel; A: automatic (with lockup); M: manual transmission; SA: semi-automatic transmission; CV: continuously variable transmission; SCV: selectable continuously variable transmission; AM: automated manual transmission; AMS: automated manual-selectable transmission; OT: other transmission

2015 MODEL YEAR: VEHICLE MODELS INFORMATION


MAKE	MODEL	VEH CLASS	ENGINE (L)	TRANS TYPE	EVAPORATIVE FAMILY	EXH ECS	OBD	PZEV TYPE
ISUZU	NPR ECOMAX (WITH OR WITHOUT AIR ROOF FAIRING)	MDV5	3.0	A	*	1	P	*
ISUZU	STRIPPED CHASSIS FOR WALK IN VAN	MDV5	3.0	A	*	1	P	*



UNITED STATES ENVIRONMENTAL PROTECTION AGENCY
 OFFICE OF TRANSPORTATION AND AIR QUALITY
 WASHINGTON, DC 20460



CERTIFICATE OF CONFORMITY
 2015 MODEL YEAR

Manufacturer: CUMMINS INC.	
Engine Family: FCEXH0408BAP Certificate Number: FCEXH0408BAP-05 Intended Service Class: MHDD Fuel Type: DIESEL FELs: NMHC +NOx: N/A NOx: N/A PM: N/A	Greenhouse Gas Info. Primary Intended Service Class: TRACTOR/VOCATIONAL Primary Test Configuration FTP (if applicable): CO ₂ FCL value (g/hp-hr) 564 CO ₂ FEL value (g/hp-hr) 581 N ₂ O FEL value (g/hp-hr) CH ₄ FEL value (g/hp-hr) Primary Test Configuration Ramped-modal(if applicable): CO ₂ FCL value (g/hp-hr) 494 CO ₂ FEL value (g/hp-hr) 509
Effective Date: 10/1/2014 Date Issued: 10/1/2014	 Byron J. Bunker, Director Compliance Division Office of Transportation and Air Quality

Pursuant to Section 206 of the Clean Air Act (42 U.S.C. section 7525), 40 CFR Part 86, and subject to the terms and conditions prescribed in those provisions, this certificate of conformity is hereby issued with respect to the test engines which represent the following motor vehicle engines, by engine family, and is subject to the terms and conditions prescribed in those provisions.

This certificate of conformity covers only those new motor vehicle engines which conform in all material respects to the design specifications that applied to those engines described in the documentation required by 40 CFR Part 86 and which are produced during the model year stated on this certificate of the said manufacturer, as defined in 40 CFR Part 86.

It is a term of this certificate that the manufacturer shall consent to all inspections described in 40 CFR 86.096-7, 86.606, and 86.1006 and authorized in a warrant or court order. Failure to comply with the requirements of such a warrant or court order may lead to revocation or suspension of this certificate for reasons specified in 40 CFR Part 86. It is also a term of this certificate that this certificate may be revoked or suspended or rendered void ab initio for other reasons specified in 40 CFR Part 86.


This certificate does not cover engines sold, offered for sale, or introduced, or delivered for introduction, into commerce in the U.S. prior to the effective date of the certificate.



UNITED STATES ENVIRONMENTAL PROTECTION AGENCY
 OFFICE OF TRANSPORTATION AND AIR QUALITY
 WASHINGTON, DC 20460



CERTIFICATE OF CONFORMITY
 2015 MODEL YEAR


Manufacturer: NAVISTAR, INC. 718-Carry Over	
Engine Family: FNVXH07570SB Certificate Number: NVX-ONHWY-15-03 Intended Service Class: HHDD Fuel Type: DIESEL FELs: NMHC +NOx: N/A NOx: N/A PM: N/A	Greenhouse Gas Info. Primary Intended Service Class: TRACTOR/VOCATIONAL Primary Test Configuration FTP (if applicable): CO ₂ FCL value (g/hp-hr) 540 CO ₂ FEL value (g/hp-hr) 556 N ₂ O FEL value (g/hp-hr) 0.10 CH ₄ FEL value (g/hp-hr) 0.10 Primary Test Configuration Ramped-modal(if applicable): CO ₂ FCL value (g/hp-hr) 480 CO ₂ FEL value (g/hp-hr) 494
Effective Date: 12/15/2014 Date Issued: 12/15/2014	 Byron J. Bunker, Director Compliance Division Office of Transportation and Air Quality

Pursuant to Section 206 of the Clean Air Act (42 U.S.C. section 7525), 40 CFR Part 86, and subject to the terms and conditions prescribed in those provisions, this certificate of conformity is hereby issued with respect to the test engines which represent the following motor vehicle engines, by engine family, and is subject to the terms and conditions prescribed in those provisions.

This certificate of conformity covers only those new motor vehicle engines which conform in all material respects to the design specifications that applied to those engines described in the documentation required by 40 CFR Part 86 and which are produced during the model year stated on this certificate of the said manufacturer, as defined in 40 CFR Part 86.

It is a term of this certificate that the manufacturer shall consent to all inspections described in 40 CFR 86.096-7, 86.606, and 86.1006 and authorized in a warrant or court order. Failure to comply with the requirements of such a warrant or court order may lead to revocation or suspension of this certificate for reasons specified in 40 CFR Part 86. It is also a term of this certificate that this certificate may be revoked or suspended or rendered void ab initio for other reasons specified in 40 CFR Part 86.

This certificate does not cover engines sold, offered for sale, or introduced, or delivered for introduction, into commerce in the U.S. prior to the effective date of the certificate.



City of San Antonio

ADDENDUM I

SUBJECT: Formal Invitation For Bid (IFB) 6100006820 PURCHASE OF MEDIUM AND HEAVY DUTY TRUCKS scheduled to open Monday, November 30, 2015 date of issue November 6, 2015.

DATE: November 20, 2015

THE ABOVE MENTIONED INVITATION FOR BID (IFB) IS HEREBY AMENDED AS FOLLOWS:

1. **THE BID OPENING IS HEREBY EXTENDED TO MONDAY, DECEMBER 7, 2015, 2:00 P.M. CENTRAL TIME.**

2. **Questions Submitted by email: Item 7**

4.9.14 **Question:** they ask for a 13.5" x 94" body (they probably meant 13 1/2 ft x 94") ours is 14ft x 95".

Response: The body will be a minimum of 14 ft" L x 95" W maximum with an approximately weight of 5,400 lbs.

4.9.16 **Question:** we have a 50 gal storage sump and used filter box instead of 15 gal combination bumper and drain pan.

Response: The unit shall have a 50 gallon storage sump and used filter box.

4.9.17 **Question:** our doors are different dimensions

Response: The compartment to be approximately 114"W x 58.5" H x 22"D. The curb side compartment to have a pair of overlapping doors and a storage approximately 24.4 Cu. Ft. The compartment to measure approximately 60"W x 32" H x 22" D.

4.9.18 **Question:** use a fold down ladder rather than integrated steps

Response: The access steps must be fold down ladder or integrated into the lower body skirts and consist of two steps and two grab handles that are located on either side of the door opening for safety.

4.9.26 **Question:** our pumps and control manifold are mounted in a under floor compartment not in the right rear of the cabinet.

Response: The manifold pumping system is to be mounted in a under floor compartment or the right hand, bottom portion of the hose reel compartment so that the pumps are mounted in a vertical manner.

4.9.31 **Question:** we do not use a tank rail mounting system as they can loosen and let the tanks move around. Our tanks are 4 point rubber bushing mounted.

Response: The tank must be mounted with rails incorporated into the body or be four (4) point mounted with rubber bushing. Tank may be steel or poly.

4.9.35 **Question:** we use reelcraft reels that have a cast steel single pedestal rather than the lighter gauge fabricated double pedestal.

Response: The reel must be a minimum of cast steel single pedestal.

4.9.40 **Question:** our auxiliary platform is 58" x 95" not the specified 36" x 94".

Response: The platform will measure a minimum 58"L x 95" W maximum and must have the same tank containment system as the main platform.

4.4.43 **Question:** our underbody tool cabinets are located under the body not attached to the auxiliary platform. The auxiliary platform has the full height vertical cabinets. **Response:**

Response: The auxiliary platform has full height vertical cabinets.

3. Questions Submitted by email: Item 3

Question: The compaction rate is so high on our Wayne 9 or 10 yard bodies it will require a 26K GVW chassis. With the chassis restrictions at 19.5 GVW will you consider our 8 yard body with a 4 ton payload?

Response: We would like to hold to the capacity of 9 cubic yards with a hopper loading area of 2 cubic yards.

Question: Two yard hopper units will typically have an average of 22 second cycle time but our one yard hopper has a 13 second cycle time. Will you consider 1 yard hopper with a 13 second cycle time?

Response: We would like to hold to the capacity of 9 cubic yards with a hopper loading area of 2 cubic yards.

4. IFB Document Section 004 – Specifications / Scope of Services, Item Description changed to read:

4.1 **SCOPE:** The City of San Antonio is soliciting bids to provide 21 medium and heavy trucks in accordance with the Building and Equipment Services Department specifications listed herein. This equipment will be utilized by the Aviation, Solid Waste Management, Parks & Recreation, Office of Downtown Operations, Convention Facilities, and Transportation and Capital Improvements departments for various construction and/or repair projects across the City

Changed to read:

4.2.3 **DELIVERY** - All deliveries are to be made inside the City limits of San Antonio. Vendor

must deliver equipment to the following address:

City of San Antonio,
Northeast Service Center,
10303 Tool Yard, Bldg #2,
San Antonio, TX 78233
Attn: Acquisitions

Delivery to a non-specified location will result in non-acceptance of the equipment by the City. All deliveries must be pre-arranged with a minimum 24-hour notification, NO EXCEPTIONS. Vehicles will be accepted 8:00 A.M. to 3:00 P.M. CST. Vehicles with more than 3,500 miles accumulated on the odometer will not be accepted. All vehicles are required to have a full tank(s) when delivered to City specified location.

Changed to read:

4.2.4 Literature and Equipment Manuals – The supplier shall furnish (4) complete sets per vehicle type, of the following: Parts Manual, Maintenance Manual, Service Manual, and Operators Manual, or (5) CD ROM per model of all equipment, accessories, and components, or (4) USB drives, or accessible on-line through manufacturer's website. The supplier shall furnish (4) complete sets of detailed literature and specifications of each vehicle type upon contract award.

Changed to read:

4.2.12 All vehicles are to be equipped at the factory with air conditioning/Heater/defroster, (Maximum capacity cooling system offered by manufacturer), full headliner minimum OEM AM/FM radio, power steering, power ABS brakes, power and heated mirrors and manual tilt steering wheel. Each unit shall have a **minimum three (3) sets of keys. Convenience Features:** Vehicle shall be equipped with adjustable seats; intermittent wipers, cruise control. All lighting shall be LED where available.

Deleted:

4.3	ITEM	QUANTITY	DESCRIPTION
	1	5	19,501-26,000 GVWR General Purpose Flatbed

DELETED:

Changed to read:

4.4	ITEM	QUANTITY	DESCRIPTION
	2	1	19,501 - 26,000 GVWR 15' Brush Dump Body and Tarp

Changed to read:

4.4.1 ENGINE: Diesel, minimum 260 H.P.

Changed to read:

4.4.4 REAR AXLE: Minimum 17,500 lbs., single speeds, ratio geared to attain 65 mph +/-2 mph, equipped with hub piloted steel hubs, out-board mount type brake drums. Stemco (or equal) oil rear seals.

Changed to read:

- 4.4.8 BRAKES: Full air, S-cam type, manufacturer's heavy duty brake shoes, spring set parking brakes. Front and rear automatic slack adjusters. Gear or belt driven compressor. Minimum 13 CFM compressor, Midland Pure Air Plus Dryer Model DA33100 or equal with automatic drain valves Model KN24000 or equal on all tanks. Spring set parking brakes on both rear axles. Quick connect couplings to be located in a protected area near the front bumper. Couplings will not be mounted to the bumper. Female coupling ½" Milton M Type or approved equal to air tanks.

Changed to read:

- 4.4.9 FUEL SYSTEM: To be equipped with under cab minimum 45 gallon left or right hand tanks. Fuel filtration system to include primary and secondary type fuel filters with automatic water separator. Diesel Exhaust Fluid (DEF) Gauge inside of cab.

Changed to read:

- 4.4.11 FRAME: Minimum 75,000 PSI rail, 900,000 RBM.

Changed to read:

- 4.4.12 EXHAUST SYSTEM: Exhaust system to be vertically mounted with turn out

Changed to read:

- 4.4.13 UNIT TO BE EQUIPPED WITH THE FOLLOWING ADDITIONAL EQUIPMENT:

- Changed to read:
- 4.4.13.1 Minimum one (1) electrical and one (1) air horns.
 - 4.4.13.11 Seating: Vinyl or premium synthetic upholstery. Driver seat to be reclining with high back, and passenger seating to be 2 man bench type.
 - 4.4.13.12 Minimum four (4) factory installed up-fitter switches.

Changed to read:

- 4.4.15 Dump is to be ALL STEEL BODY and must be hydraulic and have PTO inside cab to operate.

Changed to read:

- 4.4.19 CROSS SILLS: Minimum four inch (4") formed box channel of "C" section high strength steel, eleven (11) gauge. All cross sills to be welded to longitudinal sills on all sides. Allow 16" spacing between cross sills.

Changed to read:

- 4.4.25 PIVOTS & PINS: All pivots shall be equipped with grease fittings.

Changed to read:

- 4.4.26 HYDRAULICS: Hoist shall be heavy duty, double lift arm hoist. Hoist to be type V, underbody hoist. Fifty degree (50 degree) dump angle +/-2 degrees, with truck chassis frame tapered at rear to form a positive stop with rails of dump box (a full mating surface is

required) at maximum dump angle. Hydraulic pump to be close couple direct mount to power take off. Pump to be air controlled with feathering valve. Hydraulic system to include in-line hydraulic filter. Pump and P.T.O. controls to be firmly mounted in cab where it is easily accessible from driver's position. Cable or rod operated controls are not acceptable. Units will be provided with safety limit equipment designed to stop the dump body at its maximum dump angle. Safety limit equipment to include a flexible wand type switch and an air solenoid valve rated at not less than 125 PSI. Hoist installation must provide for use of the entire cylinder stroke when reaching maximum dump angle. The only acceptable substitute to the above requirement for a flexible wand type switch and air solenoid valve will be for a system designed with an internal bypass stroke limit system. Hoist assemblies with the tie rod design for cylinder construction are not acceptable.

Changed to read:

4.4.27 OTHER EQUIPMENT: All necessary clearance lights, marker lights, reflectors, mud flaps and mechanical backup alarm to be included and meet State Inspection requirements.

Changed to read:

4.4.28 TAILGATE OPENING: Swing Door design. Double doors open from the middle and latch with a chain to secure load. Each door is 4' wide. The width of the truck is 8'. Need to be 5'5" high. Need to open out and lock at the gate. Tailgate is to be hinged vertically, not horizontally.

Changed to read:

4.4.29 SAFETY: Equipped with seatbelts, flush mounted type amber colored strobe lights to be installed in all four corners (front and rear light assemblies) of truck. All strobes to be wired to a factory type switch located in cab.

Changed to read:

4.4.30 No trail hitch or pintle required.

Changed to read:

4.5	ITEM	QUANTITY	DESCRIPTION
	3	3	35,000 Minimum GVWR 7 Cubic Yard Dump Truck

Changed to read:

4.5.1 ENGINE: Diesel, minimum 250 H.P., 660 ft. lb. of torque at manufacturers recommended RPM.

Changed to read:

4.5.2 GVWR: Maximum 35,000 lbs.

Changed to read:

4.5.3 TRANSMISSION: Minimum Allison 2500 RDS, or proven equal.

Changed to read:

4.5.4 REAR AXLE: Minimum 23,000 lbs., single speed, ratio geared to attain 65 mph +/-2 mph, equipped with hub piloted steel hubs, out-board mount type brake drums.

Changed to read:

- 4.5.5 FRONT AXLE: Minimum 12,000 lbs., equipped with hub piloted steel hubs, out-board mount type brake drums with front wheel visible caps bearing oiler. Front shock absorbers to be heaviest duty available for specified axle.

Changed to read:

- 4.5.7 WHEELS AND TIRES: Wheels to be 10 hole hub piloted steel disk wheel, minimum 11R22.5 steel belted tubeless radials, minimum load range G tires. Front tires to be conventional tread. Rear dual wheel application to be on-off, self-cleaning, lug design. Loose lug indicators on front and rear wheels.

Changed to read:

- 4.5.8 BRAKES: Full air, S-cam type, manufacturer's heavy duty brake shoes, spring set parking brakes. Front and rear automatic slack adjusters. Gear or belt driven compressor. Minimum 13 CFM compressor, Midland Pure Air Plus Dryer Model DA33100 or equal with automatic drain valves Model KN24000 or equal on all tanks. Spring set parking brakes on both rear axles. All brake drums to be cast iron. Quick connect couplings to be located in a protected area near the front bumper. Couplings will not be mounted to the bumper. Female coupling 1/2" Milton M Type or approved equal to air tanks.

Changed to read:

- 4.5.9 FUEL SYSTEM: To be equipped with under cab minimum 50 gallon left or right hand tank. Fuel filtration system to include primary and secondary type fuel filters with automatic water separator. Diesel Exhaust Fluid (DEF) Gauge inside of cab

Changed to read:

4.5.13 UNIT TO BE EQUIPPED WITH THE FOLLOWING ADDITIONAL EQUIPMENT:

Changed to read:

- 4.5.13.1 Minimum one (1) electrical and one (1) air horns.

Added:

- 4.5.13.11 Seating: Vinyl or premium synthetic upholstery. Driver seat to be reclining with high back, and passenger seating to be 2 man bench type.

Added:

- 4.5.13.12 Minimum four (4) factory installed up-fitter switches.

Changed to read:

- 4.5.14 STANDARD BODY CONSTRUCTION: Body to be 10' X 7' inside and be constructed of minimum 8 gauge steel that meets the ASTM A572 Standard, having a 15 to 20 carbon content. Body shall have a 2" radius between sides and floor to provide easier and cleaner discharge of load. Sides shall be adequately side braced and rub rails be sloped dirt-free self-cleaning type. All welds shall be continuous on floor side, head seams, braces, etc., NO SKIP WELDS. Side boards to be minimum 2" x 6" x 1/4" structural rectangular tubing. Long sills shall be constructed of minimum 5" I-beam with a 1/4" web. Crossmembers shall be constructed of minimum 4" I-beam with a 3/16" web. Crossmembers to be on maximum 14" centers, must extend under rub rails and side post, be gusseted to body long sills and welded to long sills on all sides. Rear corner posts shall be a minimum of 12" wide and constructed of minimum 8 gauge steel which meets the above mentioned standard. Body shall have a half size cab protector. Body sub-frame to have external guides installed to

guide body into proper alignment with sub-frame, to prevent side movement during travel.

Changed to read:

- 4.5.15 **TAILGATE:** Tailgate shall be of the double-acting type, constructed with boxed type reinforcements on all sides with a basic sheet wrapped over top and under bottom with a minimum of two vertical box braces and one horizontal box brace in center, or one vertical box brace in center and two horizontal box braces. Base section must be of the sloped, dirt-free self-cleaning type. Upper tailgate hardware to be minimum 7/8" thick, flame cut steel. Tailgate locks must be easy to manipulate and provide firm locking. Tailgate spreader chains to be attached directly under upper tailgate crossmember and configured to allow multiple positioning of tailgate to include horizontal. All welds to be continuous, no spot or skip welding

Changed to read:

- 4.5.16 **TOW PACKAGE:** Rear Bumper – OEM rear bumper and tow package to include receiver hitch with 2" hitch opening, pinel latch 6", OEM in-cab mounted trailer brake controller and both a 4-way flat vehicle connector and 7-Way round vehicle connector (Flat Pin). Unit must have electric brake module for electric brake trailers and gland hands for air brake trailers.

Changed to read:

- 4.5.17 **PIVOTS & PINS:** All pivots shall be equipped with grease fittings.

Changed to read:

4.8.17.1 Rear Hinge Pins - Minimum 2" O.D.

Changed to read:

4.8.17.2 Upper Tailgate Pins - Minimum 1" O.D.

Changed to read:

4.8.15.3 Lower Tailgate Pins - Minimum 1-1/4" O.D.

Changed to read:

- 4.5.18 **HYDRAULICS:** Hoist shall be heavy duty, double lift arm hoist, Galion U850HD, Perfection 825, or proven equal, conforming to the most current National Truck Equipment Association's (N.T.E.A.) criteria for Class 50 lifting capacity. Hoist to be type V, underbody hoist, as defined in the N.T.E.A. second edition, Dump Body Hoist Chart. Fifty degree (50 degree) dump angle +/- 2 degrees, with truck chassis frame tapered at rear to form a positive stop with rails of dump box (a full mating surface is required) at maximum dump angle. NO OTHER STOP IS ACCEPTABLE. Hydraulic pump to be close couple direct mount to power take off. Pump to be Chelsea DPH25, Munci D2XL27-2BPRL (minimum 19 GPM at 1,000 RPM) or equal, air controlled with feathering valve. Hydraulic system to include in-line hydraulic filter. Power take off to be Chelsea 445XSES, Muncie TG6S Powerflex or equal, with air shift controls. Pump and P.T.O. controls to be firmly mounted on vehicle dash board easily accessible from driver's position. Cable or rod operated controls are not acceptable. Units will be provided with safety limit equipment designed to stop the dump body at its maximum dump angle. Safety limit equipment to include a flexible wand type switch, Micro BZE6-2RN18-8631, and an air solenoid valve rated at not less than 125 PSI, Humphrey 062E-3-11-20-35, no exceptions. Hoist installation must provide for use of the entire cylinder stroke when reaching maximum dump angle. The only acceptable substitute to the above requirement for a flexible wand type switch and air solenoid valve will be for a system designed with an internal bypass

stroke limit system, Perfection Dump Hoist Design or proven equal. Hoist assemblies with the tie rod design for cylinder construction are not acceptable

Changed to read:

4.5.19 MISCELLANEOUS EQUIPMENT: All necessary clearance lights, marker lights, reflectors, mud flaps and mechanical backup alarm to be included and meet State Inspection requirement.

Changed to read:

4.5.20 WORK QUALITY: Bodies with inferior welds (i.e., pin holes and non-penetrating welds) will not be accepted. Welds on sub-frames or body components will be such as not to interfere with any other frame or body component. All components are to be new (overhauled items are NOT acceptable).

Changed to read:

4.5.21 DUMP BODY COVER ASSEMBLY: Tarp system to be Pull Tarps, Universal Super shield Automated Arm System, part number S9E (or current equivalent), with steel arms, or proven equal. Motor will be mounted in the "down" position. A weather proof control panel, with a minimum 25-amp reset breaker, to operate tarp system will be located in conjunction with the hydraulic controls. Controls to operate the tarping system will not be placed in the cab of the tractor.

4.6	ITEM	QUANTITY	DESCRIPTION
	4	2	19,501- 26,000 GVWR 9 Cubic Yard Sanitation Truck

Changed to read:

4.6.3 TRANSMISSION/DRIVE Automatic transmission with overdrive; 5 speed minimum, 4x2 design.

Changed to read:

4.6.9 FUEL SYSTEM: Fuel tank shall hold a minimum of 35 gallons of Ultra Low Sulfur Diesel. Diesel Exhaust Fluid (DEF) Gauge inside of cab.

4.6.17 HYDRAULIC SYSTEM: Unit to be equipped with the following:

Changed to read:

4.6.16.3 Hydraulic Tank: The tank shall hold a minimum of 40 Gallons.

Changed to read:

4.6.21 COLOR: Cab and Chassis of unit to be OEM White and sanitation attachment to be OEM Yellow.

4.7	ITEM	QUANTITY	DESCRIPTION
	5	8	>50,000 GVWR Fifth Wheel Tractors

Changed to read:

4.7.3 TRANSMISSION: Manual transmission; Fuller FR-RTLO-18918B, or proven equal. 18 Speed.

Changed to read:

4.7.4 REAR AXLE: Tandem axle configuration- 6x4 design. Single speed tandem drive, minimum 40,000 lbs capacity. Gear ratio installed must be capable of 80 +/- 2 mph geared road speed at full engine governed RPM. Driver controlled differential locks on both rear axles.

Changed to read:

4.7.5 FRONT AXLE: Minimum 13,200 lbs. capacity with 13,200 lbs spring with Stemco or proven equal front wheel bearing oiler or maintenance free axle approved. To include heavy duty front shocks.

Changed to read:

4.7.6 REAR SUSPENSION: Minimum 40,000 lbs capacity; Hendricks Air Ride.

Changed to read:

4.7.8 BRAKES: Full air, S-cam type, manufacture's heavy duty brake shoes, spring set parking brakes. Unit must be equipped with a 2 Stage "J" Brake. Front and rear automatic slack adjusters. Minimum 13 CFM compressor, Midland Pure Air Plus Dryer Model DA33100 or equal with automatic drain valves Model KN24000 or equal on all tanks. Spring set parking brakes on both rear axles. Quick connect couplings to be located in a protected area near the front bumper. Couplings will not be mounted to the bumper. Equipped with glad-hands suitable for ABS brakes. Female coupling 1/2" Milton M Type or approved equal to air tanks.

Changed to read:

4.7.9 FUEL SYSTEM: Single left or right hand metal tank mounted under cab or dual left and right hand step tanks mounted under cab. Minimum to fuel capacity to be 70 gallons. Fuel filtration to include primary and secondary filtering systems with automatic water separator. Diesel Exhaust Fluid (DEF) Gauge inside of cab

Changed to read:

4.7.11 EXHAUST SYSTEM: Vertical tailpipe, heat guard, and turn out, mounted to allow full utilization of specified cab to trunion length.

Changed to read:

4.7.16 FIFTH WHEEL: Unit to be a non-tilt convertible fifth wheel design.

4.8	ITEM	QUANTITY	DESCRIPTION
	6	1	>50,000 GVWR Dump Truck

Changed to read:

4.8.1 ENGINE: Diesel, Minimum 8.9 liter water cooled, minimum 345 net horsepower rated at not more than 1800 RPM, producing a minimum of 1,000 ft. lb. of gross torque at between 1100 and 1300 RPM. Road speed to be electronically governed to 65 +/- 2 MPH.

Changed to read:

4.8.2 GVWR: Greater than 50,000 lbs.

Changed to read:

4.8.3 TRANSMISSION: Allison 3000 RDS or proven equal.

Changed to read:

4.8.6 REAR SUSPENSION: Minimum 40,000 lbs. capacity, Hendrickson HMX or equal.

Changed to read:

4.8.8 BRAKES: Full air, S-cam type, manufacture's heavy duty brake shoes, spring set parking brakes. Front and rear automatic slack adjusters. Minimum 13 CFM compressor, Midland Pure Air Plus Dryer Model DA33100 or equal with automatic drain valves Model KN24000 or equal on all tanks. Spring set parking brakes on both rear axles. Quick connect couplings to be located in a protected area near the front bumper. Couplings will not be mounted to the bumper. Female coupling ½" Milton M Type or approved equal to air tanks. Equipped with glad-hands suitable for ABS brakes.

Changed to read:

4.8.9 FUEL SYSTEM: Single left or right hand tank mounted under cab or dual left and right hand step tanks mounted under cab. Minimum total fuel capacity to be 70 gallons. Fuel filtration to include primary and secondary filtering systems. Fuel filtration to be combination primary filter, automatic water separator. Diesel Exhaust Fluid (DEF) Gauge inside of cab

Changed to read:

4.8.11 EXHAUST SYSTEM: Vertical tailpipe, heat guard, and turnout, mounted to allow full utilization of specified cab-to-trunion length.

Changed to read:

4.8.13 DELETED

Changed to read:

4.8.14 UNIT TO BE EQUIPPED WITH THE FOLLOWING ADDITIONAL EQUIPMENT

Changed to read:

4.8.14.1 Minimum one (1) electrical and one (1) air horns.

Added:

4.8.14.12 Minimum four (4) factory installed up-fitter switches

Changed to read:

4.8.15 BODY CONSTRUCTION: Body must be 14' x 7' inside and be constructed of minimum seven (7) gauge steel which meets the ASTM A1011 High Tensile Standard. Body must have a diagonal slope between sides and floor to provide cleaner discharge of load. Sides must be adequately side braced and rub rails be sloped dirt-free type. Floor to be constructed of minimum ¾" AR-400 steel. All welds must be continuous on floor seams, braces, etc., NO SKIP WELDS. Side boards of channel steel minimum 2.60" x 10" x .240"

to be installed to present a smooth face on inside of body. Body height to be a minimum 36", 7 gauge steel. Long sills must be constructed of 7" structural I-beam or channel (minimum). Crossmembers must be constructed of 4", 7.7 lbs. per foot structural I-beam or channel (minimum). Under structure must include standard front and rear 4" structural I-beams or channel and intermediate crossmembers maximum on 12" centers evenly spaced from front to rear. Rear corner posts must be a minimum of 10" wide and constructed of seven (7) gauge steel which meets the above mentioned standard. Body must have half size cab protector. Body sub-frame to have external guides installed to guide body into proper alignment with sub-frame and to prevent side movement during travel. Bottom end of body floor shall incorporate a material chute which shall be constructed of 1/4" steel.

Changed to read:

4.8.21 TARP SYSTEM: Electric tarp from front to rear of bed with manual override. Heavy duty tarp is to cover entire length of trailer cargo space to prevent loose debris from falling out during transport. Tarp controls to be installed inside of cab.

Changed to read:

4.8.23 HITCH: Unit to be equipped with a minimum 30 ton pintle hitch.

Changed to read:

4.9	ITEM	QUANTITY	DESCRIPTION
	7	2	>33,000 GVWR Utility Bed/Lubrication Body Trucks

Changed to read:

4.9.1 ENGINE: Diesel, minimum 330 SAE net horsepower, and 950 ft. lbs. of torque at manufacturers recommended RPM, with engine oil cooler and full flow spin-on oil filter, dry type air filter. The engine shall be equipped with an automatic engine shutdown with alarm. Largest capacity radiator with automatic viscous fan clutch or on/off fan clutch.

Changed to read:

4.9.4 FRONT & REAR AXLE: **FRONT AXLE:** Minimum 12,000 lbs. capacity with 12,000 lbs. spring capacity. **REAR AXLE:** Minimum 23,000 lbs. capacity with 23,000 lbs. spring capacity, equipped with hub piloted steel hubs, out-board mount type brake drums. Rear axle equipped with heavy duty springs plus auxiliary springs. Stemco or equal rear oil seals. Gear ratio will be determined by the best start ability and grade ability.

Changed to read:

4.9.6 WHEELS & TIRES: Front and rear wheel seals to be Stemco Wet, steel wheels, minimum 8.25" rims with minimum 11R-22.5 (NO EXCEPTIONS), minimum load range H, tubeless steel belted radial tires. Front tires conventional tread. Rear dual application to be self-cleaning lug design. Loose lug indicators on front and rear wheels.

Changed to read:

4.9.7 BRAKES: Air, Full power with automatic adjustment, 4-channel ABS with traction control, rear axle mounted parking brake. Minimum 13 CFM compressor, Midland Pure Air Plus Dryer Model DA33100 or equal with automatic drain valves Model KN24000 or equal on all tanks Quick connect couplings to be located in a protected area near the front bumper.

Couplings will not be mounted to the bumper. Female coupling ½" Milton M Type or approved equal to air tanks.

Changed to read:

- 4.9.8 FUEL SYSTEM: To be equipped with minimum capacity of 50 gallons. Right or left side tank mount. Fuel filtration system to include primary and secondary with water separator. Fuel filler neck is required to have a removable, full flow screen. Diesel Exhaust Fluid (DEF) Gauge inside of cab.

Changed to read:

- 4.9.9 EXHAUST SYSTEM: Vertical exhaust pipe, heat cover and turn out to be mounted to allow full utilization of cab-to-axle length.

Changed to read:

- 4.9.10 ELECTRICAL: Minimum 1800 CCA (total) batteries and minimum 200 amp alternator. Batteries are to be equipped with jump start studs and a battery disconnect switch located in the cab.

Changed to read:

- 4.9.13 MISCELLANEOUS ITEMS:

Changed to read:

- 4.9.13.6 Minimum four (4) factory installed up-fitter switches.

Changed to read:

- 4.9.14 The body will be a minimum of 14 ft" L x 95" W maximum with a approximately weight of 5,400 lbs. Floor plate will be a minimum of 1/8" steel.

Changed to read:

- 4.9.16 The enclosed rear dropped service compartment shall incorporate a rear tubular style bumper, reel and pump mounting shelves. The unit shall have a 50 gallon storage sump and used filter box. The compartment assembly shall tie directly to the chassis frame to provide support. The finished compartment to be designed for installation of appropriate lights and have a slatted roll up door with weather seals and a drip edge.

Changed to read:

- 4.9.17 There will be minimum two storage compartments above the deck. The street side compartment shall consist of three separate compartments each having 3-point latching doors. The combined storage capacity of this compartment must be a minimum of 84.9 cu. ft. The compartment to be approximately 114"W x 58.5" H x 22"D. The curb side compartment to have a pair of overlapping doors and a storage approximately 24.4 Cu. Ft. The compartment to measure approximately 60"W x 32" H x 22" D.

Changed to read:

- 4.9.18 There will be a door and steps to access the upper deck and storage tanks. The door to measure approximately 29.25" W x 57.50" H and have a single point latch. The access steps must be fold down ladder or integrated into the lower body skirts and consist of two steps and two grab handles that are located on either side of the door opening for safety.

Changed to read:

- 4.9.21 LED Lights will be mounted along all sides of body and rear section. These LED lights are to be swivel and adjustable work lights. ALL COMPARTMENTS SHALL BE LIGHTED.

Changed to read:

- 4.9.26 The product oil pumping system shall consist of a hydraulic driven pump per oil tank. Each product must be equipped with an on-off valve and be capable of a sustained delivery rate of a minimum 12 GPM. The pump will supply the manifold consisting of multiple oil systems pumps. The manifold is to provide the hydraulic power for the pumps. The manifold pumping system is to be mounted in a under floor compartment or the right hand, bottom portion of the hose reel compartment so that the pumps are mounted in a vertical manner.

Changed to read:

- 4.9.28 There will be one (1) 75 gallon antifreeze system. It will have a lockable 2-inch vented cap, 1 micron breather filter and include a 1 inch bottom suction port. The tank is to be mounted with rails incorporated into the body, tanks may be steel or poly.

Changed to read:

- 4.9.31 There will be one (1) 135 gallon oil salvage system, with a lockable 2-inch vented cap, 1 micron breather filter and include a 1 inch bottom suction port. The tank must be mounted with rails incorporated into the body or be four (4) point mounted with rubber bushing. Tank may be steel or poly.

Changed to read:

- 4.9.33 The salvage reel must be heavy duty, high volume and spring retractable. The reel is to be of a heavy gauge steel frame and dual support arms. The reel must have a positive lock and unlock ratchet and be equipped with a 1 1/4" X 35' minimum hose with a ball stop.

Changed to read:

- 4.9.35 The air reel is to be heavy duty, high volume and spring retractable. The reel must be a minimum of cast steel single pedestal. Each reel must have a positive lock and unlock ratchet and be equipped with a 1/2" x 50' minimum hose with a ball stop.

Changed to read:

- 4.9.40 An auxiliary platform will be installed between the main platform and the chassis cab as required for additional fluid systems. The platform will measure a minimum 58"L x 95" W maximum and must have the same tank containment system as the main platform. The platform is to have a minimum 485 gallon capacity. The platform must not exceed 1,200 lbs and will be equipped with hose reels and pump.

Changed to read:

- 4.9.42 A quick fill system for filling product tanks is required. Quick couplers centrally located in the rear reel enclosure.

Changed to read:

- 4.9.43 Two underbody toolboxes will be required. Underbody toolboxes to be mounted under the

body, one each side and will be the largest size and capacity allowed by space available. The auxiliary platform has full height vertical cabinets.

Changed to read:

4.10	ITEM	QUANTITY	DESCRIPTION
	8	1	>33,000 GVWR Grappier Truck (Turnkey Unit)

Changed to read:

4.10.1 ENGINE: In line six (6) cylinder, minimum 8.9 liter, diesel, minimum 330 net HP rated at not more than 2400-RPM, producing a minimum of 950 lb. ft. of gross torque rated at not more than 1400-RPM. Engines to be equipped with OEM or equal shut down control on high water temperature and low oil pressure. Electronic engine controls must have all necessary components and wiring to allow for complete operation of a power take off at a pre-determined RPM using an in-cab control (must be load sensitive). Maximum road speed to be electronically limited to 60-MPH +/-2-MPH. Cruise control will not be activated. Engine will have automatic shut down feature enabled after 5-minutes of idle time.

Changed to read:

4.10.6 WHEELS & TIRES: Wheels to be 10-hole hub piloted steel disk wheel, 22.5 X 8 1/4 painted white. Tires -- Front tires are to be 315/80R 22.5 20 ply and rear tires are to be 11R 22.5 16 ply, tubeless steel belted radial tires. Loose wheel stud/lug indicators shall be installed on all wheels, color orange.

Changed to read:

4.10.7 BRAKES: Full air disc brake with dust shields and ABS brake control system. Brakes to be the maximum O.E.M size offered of disc brakes front and rear to meet or exceed August 2011 Federal brake requirements. Air disc brake internal adjuster's front and rear. Minimum 15 CFM compressor, Midland Pure Air Plus dryer model DA-33100, or proven equal, with a manual drain valve on each tank. It is preferred that the air tanks be grouped together, easily accessible to an operator standing at the side of the truck. If not possible, all air tank drains shall be plumbed to a manifold system where drain valves are at one location, easily accessible to an operator standing at the side of the truck. Spring set parking brakes on rear axle. Female coupling 1/2" Milton M Type or approved equal to air tanks. connected to the emergency side of air system, to be located in a protected area near the front bumper.

Changed to read:

4.10.8 FUEL SYSTEM: To be equipped with minimum capacity of 70-gallons, aluminum or steel tank. Fuel filtration system to include primary and secondary filter with water separator. Fuel filler neck is required to have a, full flow screen. Truck will be delivered with a full fuel tank and DEF fluid, if applicable. Fuel tank and DEF tank shall be mounted street side. Diesel Exhaust Fluid (DEF) Gauge inside of cab.

Changed to read:

4.10.11 TOW HOOKS/WINCH ASSEMBLY: Two front tow hooks installed on frame and strengthened sufficiently to lift, pull, and tow truck without damaging bumper or other body parts. A wire rope, minimum 1-inch diameter, shall be provided and fastened to both tow hooks to attach tow equipment. A winch assembly to be mounted on the frame of the truck.

Electric type winch with minimum 10,000 pound single line pull. Minimum cable drum capacity two hundred feet (200'). Winch to have power in and out capability and be configured with a free spooling clutch and adjustable brake.

4.10.16 UNITS TO BE EQUIPPED WITH THE FOLLOWING ITEMS:

Changed to read:

4.10.16.16 DELETED

Changed to read:

4.10.16.17 DELETED

Changed to read:

4.10.31 **BOOM LENGTH:** Maximum 22 feet, minimum 21 feet, without telescoping boom.

4.10.41 ADDITIONAL REQUIREMENTS:

Changed to read:

4.10.41.1 Install a safety cradle around operator seat approximately 3-inches wider than seat, level with the seat in the folded position, and not more than 18" inches to the rear. Material to be 1 1/4-inches steel tubing firmly mounted and must not interfere with operator's range of motion. Unit shall have a main engine cutoff switch to be equipped in the grappler operator area.

Changed to read:

4.10.41.7 Front Bumper mounted hydraulic or electric winch - 12,000 capacity. Minimum 100 feet.

Changed to read:

4.11	ITEM	QUANTITY	DESCRIPTION
	9	1	>26,000 Minimum GVWR 5 Cubic Yard Dump Truck

Changed to read:

4.11.1 **ENGINE:** Minimum 6 cylinder with not less than 210 HP at 2,500M; 520 lb ft torque.

Changed to read:

4.11.2 **GVWR:** Minimum 26,000 lbs

Changed to read:

4.11.3 **TRANSMISSION/DRIVE:** Allison 2500 RDS; or equivalent.

Changed to read:

4.11.5 **TIRES & WHEELS:** Six (6) 11R22.5, 10-hole steel disc wheel equipped with truck. Loose lug indicators on front and rear wheels.

Changed to read:

- 4.11.6 BRAKES: Air drum brake for front and rear wheels. Minimum 13 CFM compressor, Midland Pure Air Plus Dryer Model DA33100 or equal with automatic drain valves Model KN24000 or equal on all tanks Quick connect couplings to be located in a protected area near the front bumper. Couplings will not be mounted to the bumper. Female coupling ½" Milton M Type or approved equal to air tanks.

Changed to read:

- 4.11.7 FUEL SYSTEM: Fuel tank shall hold a minimum of 50 gallons of Ultra Low Sulfur Diesel. Diesel Exhaust Fluid (DEF) Gauge inside of cab

Changed to read:

- 4.11.8 SEATING: Capacity to be for three (3) individuals. Driver seat to be reclining with high back, and passenger seating to be 2 man bench type.

Added:

- 4.11.11 UNIT TO BE EQUIPPED WITH THE FOLLOWING ADDITIONAL EQUIPMENT:

Added all:

- 4.11.11.1 Minimum one (1) electrical and one (1) air horns.
- 4.11.11.2 Integral power steering.
- 4.11.11.3 Turn indicators, front and rear, stop and tail lights.
- 4.11.11.4 Tachometer.
- 4.11.11.5 Adjustable steering column.
- 4.11.11.6 Cigar lighter/Power port for use with cell Phone
- 4.11.11.7 Water temperature, oil pressure and volt or amp gauges.
- 4.11.11.8 DOT reflector flare kit.
- 4.11.11.9 Electronic back up alarm.
- 4.11.11.10 5 lb. fire extinguisher.
- 4.11.11.11 Fixed interval wiper control with windshield washer.
- 4.11.11.12 Minimum four (4) factory installed up-fitter switches

Changed to read:

- 4.11.12 STANDARD BODY CONSTRUCTION: Body to be 10' X 7' inside and be constructed of minimum 7 gauge steel. Body shall have a 2" radius between sides and floor to provide easier and cleaner discharge of load. Sides shall be adequately side braced and rub rails be sloped dirt-free self-cleaning type. All welds shall be continuous on floor side, head seams, braces, etc., NO SKIP WELDS. Side boards to be minimum 2" x 6" x ¼" structural rectangular tubing. Long sills shall be constructed of minimum 5" I-beam with a ¼" web. Crossmembers shall be constructed of minimum 4" I-beam with a 3/16" web. Crossmembers to be on maximum 12" centers, must extend under rub rails and side post, be gusseted to body long sills and welded to long sills on all sides. Rear corner posts shall be a minimum of 10" wide and constructed of minimum 7 gauge steel which meets the above mentioned standard. Body shall have a half size cab protector. Body sub-frame to have external guides installed to guide body into proper alignment with sub-frame, to prevent side movement during travel.

Changed to read:

- 4.11.13 TAILGATE: Tailgate shall be of the double-acting type, constructed with boxed type reinforcements on all sides. Base section must be of the sloped, dirt-free self-cleaning type. Upper tailgate hardware to be minimum 3/4" thick, flame cut steel. Tailgate locks must be

easy to manipulate and provide firm locking. Tailgate spreader chains to be attached directly under upper tailgate crossmember and configured to allow multiple positioning of tailgate to include horizontal. All welds to be continuous, no spot or skip welding.

Changed to read:

4.11.14 PIVOTS & PINS: All pivots shall be equipped with grease fittings.

Changed to read:

4.11.15 HYDRAULICS: Hoist shall be heavy duty, double lift arm hoist. Hoist to be type V, underbody hoist. Fifty degree (50 degree) dump angle +/-2 degrees, with truck chassis frame tapered at rear to form a positive stop with rails of dump box (a full mating surface is required) at maximum dump angle. Hydraulic pump to be close couple direct mount to power take off. Pump to be air controlled with feathering valve. Hydraulic system to include in-line hydraulic filter. Pump and P.T.O. controls to be firmly mounted in cab where it is easily accessible from driver's position. Cable or rod operated controls are not acceptable. Units will be provided with safety limit equipment designed to stop the dump body at its maximum dump angle. Safety limit equipment to include a flexible wand type switch and an air solenoid valve rated at not less than 125 PSI. Hoist installation must provide for use of the entire cylinder stroke when reaching maximum dump angle. The only acceptable substitute to the above requirement for a flexible wand type switch and air solenoid valve will be for a system designed with an internal bypass stroke limit system. Hoist assemblies with the tie rod design for cylinder construction are not acceptable.

Changed to read:

4.11.16 OTHER EQUIPMENT: All necessary clearance lights, marker lights, reflectors, mud flaps and mechanical backup alarm to be included and meet State Inspection requirements.

Changed to read:

4.11.17 DUMP BODY COVER ASSEMBLY: Tarp system to be equipped with steel arms. Motor will be mounted in the "down" position. A weather proof control panel, with a minimum 25-amp reset breaker, to operate tarp system will be located in conjunction with the hydraulic controls. Controls to operate the tarp system will not be placed in the cab of the tractor. Control to be accessible in the cab.

Changed to read:

4.11.18 MUD FLAPS: Mud flaps to be manufactured of a rubber base material are to be installed on both sides of vehicle, front and rear of rear tires. Front mud flaps to have anti-sail device. Rear flaps to be free swinging. Mud flaps to be minimum 1.5 lbs. per square foot and plain black without identifying markings.

4.12	ITEM	QUANTITY	DESCRIPTION
	10	2	60K Fifth Wheel Tractor Truck

Changed to read:

4.12.4 REAR AXLE: Tandem axle configuration- 6x4 tandem axle design. Single speed tandem drive, minimum 46,000 lbs capacity to be Rockwell RT 46-160 or equal. Gear ratio installed must be capable of 65 +/- 2 mph geared road speed at full engine governed RPM. Driver controlled differential locks on both rear axles.

Changed to read:

4.12.7 WHEELS AND TIRES: Front wheels to be 10 hole hub piloted, 22.5X 8 1/4 steel disk wheels, minimum 315/80R 22.5, steel belted tubeless radials, rated 10,000 lbs each. Front wheels to be highway tread design. Rear dual wheel application to be 11R 22.5 on/of, self cleaning, lug design. Loose lug indicators on front and rear wheels.

Changed to read:

4.12.8 BRAKES: Full air, S-cam type, with dust shields, manufacture's heavy duty brake shoes, spring set parking brakes. Front and rear Rockwell (or equal) automatic slack adjusters. Minimum 13CFM compressors, Midland Pure Air Plus Model DA33100 (or equal) with automatic drain valves Model KN24000 (or equal). Spring set parking brakes on both rear axles. All brake drums to be cast iron. Brake linings to be non-asbestos. Female coupling 1/2" Milton M Type or approved equal to air tanks located in an area near the front bumper for emergency brake release.

Changed to read:

4.12.9 FUEL SYSTEM: Single left or right hand steel tank mounted under cab or dual left and right hand step tanks mounted under cab. Minimum total fuel capacity to be 70 gallons. Fuel filtration to include primary and secondary filtering systems with automatic water separator. Diesel Exhaust Fluid (DEF) Gauge inside of cab

Changed to read:

4.12.11 EXHAUST SYSTEM: Vertical tailpipe, heat guard, turn out, mounted to allow full utilization of specified cab to trunion length.

Changed to read:

4.12.18 WET KIT: A truck mounted wet kit will be provided and installed. A transmission mounted PTO and direct mount pump will be installed on the truck transmission which produces 50-90% of engine RPM. A metal hydraulic reservoir to be mounted behind cab and be a minimum of 75 gallon capacity. Hydraulic controls to be mounted inside truck cab readily accessible to the driver. All valves and fittings required to make wet kit and trailer completely operational to include one female quick coupler (Aeroquip 6-5100-2516 or equal) and one male quick coupler (Aeroquip 6-5100-52-16B or equal). Wet kit to be filled to capacity with SAE 10 Hydraulic oil meeting MIL-L-46152 specifications. Wet kit pump shall be configured to be used with life bottom trailers.

PRICE SCHEDULE DESCRIPTION

Deleted:

ITEM	QUANTITY	DESCRIPTION
1	5	19,501-26,000 GVWR General Purpose Flatbed

DELETED

Changed to read:

ITEM	QUANTITY	DESCRIPTION
------	----------	-------------


2 1 19,501 - 26,000 GVWR 15' Brush Dump Body
and Tarp

Changed to read:


ITEM	QUANTITY	DESCRIPTION
8	1	>33,000 GVWR Grappler Truck (Turnkey Unit)


Changed to read:

ITEM	QUANTITY	DESCRIPTION
9 Truck	1	26,000 Minimum GVWR 5 Cubic Yard Dump



Paul J. Calapa
Purchasing Administrator
Finance Department, Purchasing Division

Date: 11-20-2015
Company Name: Santex Truck Centers
Address: 1380 Ackerman Rd
City/State/Zip Code: SAN ANTONIO, TX 78219

Signature



City of San Antonio

ADDENDUM II

SUBJECT: Formal Invitation For Bid (IFB) 6100006820 PURCHASE OF MEDIUM AND HEAVY DUTY TRUCKS scheduled to open Monday, December 7, 2015 date of issue November 6, 2015.

DATE: November 23, 2015

THE ABOVE MENTIONED INVITATION FOR BID (IFB) IS HEREBY AMENDED AS FOLLOWS:

1. **THE BID OPENING DATE REMAINS MONDAY, DECEMBER 7, 2015, 2:00 P.M. CENTRAL TIME.**
2. IFB Document Section 004 – Specifications / Scope of Services, Item Description changed to read:

4.5	ITEM	QUANTITY	DESCRIPTION
	3	3	35,000 Minimum GVWR 7 Cubic Yard Dump Truck

Changed to read:

4.5.3 TRANSMISSION: Minimum Allison 3000 RDS, or proven equal.

Description Changed to read:

4.6	ITEM	QUANTITY	DESCRIPTION
	4	2	19,500 - 26,000 GVWR 9 Cubic Yard Sanitation Truck

Changed to read:

4.6.2 GVWR: Minimum 19,500 lbs

Changed to read:

4.6.4 REAR AXLE CAPACITY: Maximum 13,660 lbs.

Changed to read:

4.6.9 FUEL SYSTEM: Fuel tank shall hold a minimum of 30 gallons of Ultra Low Sulfur Diesel. Diesel Exhaust Fluid (DEF) Gauge inside of cab.

4.7	ITEM	QUANTITY	DESCRIPTION
-----	------	----------	-------------

Changed to read:

4.7.3 TRANSMISSION: Manual transmission; Fuller FRO-16210C, or proven equal. 10 Speed.

Changed to read:

4.7.6 REAR SUSPENSION: Minimum 40,000 lbs capacity; Hendricks Spring Suspension or proven equal.

Changed to read:

4.7.16 FIFTH WHEEL: Unit to be a non-tilt convertible fifth wheel design Holland FW 35, 36" air slide or proven equal. Fifth wheel to extend above rear fenders as to not cause trailer contacting fender under operations in uneven terrain.

Changed to read:

4.7.17 WET KIT: A truck mounted wet kit will be provided and installed. A hot shift PTO mounted and a direct mount pump will be installed on the truck transmission which produces 50-90% of engine RPM. A metal hydraulic reservoir to be mounted behind cab and be a minimum of 75 gallon capacity. Hydraulic controls to be mounted inside truck cab readily accessible to the driver. All valves and fittings required to make wet kit and trailer completely operational to include one female quick coupler and one male quick coupler. Wet kit to be filled to capacity with SAE 10 Hydraulic oil. Wet kit pump shall be configured to be used with life bottom trailers.

Changed to read:

4.10	ITEM	QUANTITY	DESCRIPTION
	8	1	>33,000 GVWR Grappler Truck (Turnkey Unit)

Changed to read:

4.10.7 BRAKES: Full air disc brake with dust shields and ABS brake control system. Brakes to be the maximum O.E.M size offered of disc brakes front and rear to meet or exceed August 2011 Federal brake requirements. Air disc brake internal adjuster's front and rear. Minimum 15 CFM compressor, Midland Pure Air Plus dryer model DA-33100, or proven equal, with automatic drain valves Model KN24000 or equal on all tanks. It is preferred that the air tanks be grouped together, easily accessible to an operator standing at the side of the truck. If not possible, all air tank drains shall be plumbed to a manifold system where drain valves are at one location, easily accessible to an operator standing at the side of the truck. Spring set parking brakes on rear axle. Female coupling ½" Milton M Type or approved equal to air tanks. connected to the emergency side of air system, to be located in a protected area near the front bumper.

Changed to read:

4.10.11 TOW HOOKSWINCH ASSEMBLY: Two front tow hooks installed on frame and strengthened sufficiently to lift, pull, and tow truck without damaging bumper or other body parts. A wire rope, minimum 1-inch diameter, shall be provided and fastened to both tow hooks to attach tow equipment. A winch assembly to be mounted on the frame of the truck. Electric type winch with minimum 12,000 pound single line pull. Minimum cable drum capacity two hundred feet (200'). Winch to have power in and out capability and be configured with a free spooling clutch and adjustable brake.

Changed to read:

4.10.41.7 DELETED

4.11	ITEM	QUANTITY	DESCRIPTION
	9	1	>26,000 Minimum GVWR 5 Cubic Yard Dump Truck

Added:

4.11.11.13 Cab is to be School Bus Yellow

4.12	ITEM	QUANTITY	DESCRIPTION
	10	2	60K Fifth Wheel Tractor Truck

Changed to read:

4.12.7 WHEELS AND TIRES: Front wheels to be 10 hole hub piloted, 22.5X 9 steel disk wheels, minimum 315/80R 22.5, steel belted tubeless radials, rated 10,000 lbs each. Front wheels to be highway tread design. Rear dual wheel application to be 11R 22.5 on/of, self cleaning, lug design. Loose lug indicators on front and rear wheels.

Changed to read:

4.12.15 FIFTH WHEEL: Holland FW-35, "36" air slide (or proven equal). Fifth wheel to extend above rear fenders as to not cause trailer contacting fender under operations in uneven terrain.


Changed to read:

4.12.19 PUSHER AXLE: To be configured as a tri axle, to be a minimum of 13,000 lbs and be air actuated to lift when not in operation. Ride height of a minimum 12 inches.

PRICE SCHEDULE DESCRIPTION

Description Changed to read:

ITEM	QUANTITY	DESCRIPTION
4	2	19,500 - 26,000 GVWR 9 Cubic Yard Sanitation



Paul J. Calapa
Purchasing Administrator
Finance Department, Purchasing Division

Date: 11-23-2015

Company Name: Santex Truck Center

Address: 1380 Ackerman Rd

City/State/Zip Code: SAN ANTONIO, TX 78219



Signature