

ANNUAL REPORT

2013-14





CONTENTS

| | |
|--|----|
| MISSION AND PROGRAM GOALS | 03 |
| PROGRAM GOVERNANCE | 04 |
| WHAT IS HEAD START | 05 |
| PROGRAM MODEL | 06 |
| FINANCIAL REPORTS & AUDIT | 09 |
| CHILDREN AND FAMILY STATISTICS | 10 |
| WHAT OUR PARENTS SAY | 11 |
| OUR APPROACH TO SCHOOL READINESS & HEAD START ACTIVITIES..... | 12 |
| TRANSITIONS | 21 |
| TRAINING & PROFESSIONAL DEVELOPMENT | 22 |
| COMMUNITY PARTNERSHIP | 23 |

This report was prepared in compliance with the Head Start Reauthorization Act of 2007, Administrative Requirements and Standards Sec. 644 [42 U.S.C 0839(a)(2)].

This report can be viewed on-line at www.saheadstart.org

DEPARTMENT OF HUMAN SERVICES MISSION

We promote life-long success for families and individuals by providing human services and connections to community resources.

HEAD START MISSION

Preparing children and engaging families for school readiness and life-long success

HEAD START VISION

For every child and every family the best Head Start services every day

HEADSTART PROGRAM GOALS

Education

- Provide high quality education and individualized instruction for all children.

Family Support

- Provide families the tools, community resources and engagement opportunities to support school readiness and their overall well-being.

Health

- Ensure children and families obtain comprehensive quality health services.

Data-driven Decision Making

- Coordinate comprehensive data collection systems to communicate program outcomes for decision-making.

CORE VALUES

TEAMWORK • INNOVATION • INTEGRITY • PROFESSIONALISM



PROGRAM SHARED GOVERNANCE

MESSAGE FROM THE 2013-2014 HEAD START POLICY COUNCIL CHAIR

As an elected Policy Council member, I've had the privilege to serve as Chair. Not only was it an honor, for this was my first year serving as a council member, but it was a very educational experience.

During the year, as members, we had the opportunity to be a part of major program decisions:

- the Strategic Planning Committee;
- approve the Self Assessment and Improvement Plan;
- approve grant applications for the annual refunding and the Early Head Start and Child Care Partnership Grant;
- assist on staff interviewing panels to select those who will serve the San Antonio and Edgewood ISDs;
- and participate in Head Start Program Goal Setting.

Our biggest accomplishment in fulfilling this term was implementing READY ROSIE for Head Start families.

Being part of the Policy Council also gave us the opportunity to help with community programs that empowered us to be better educators of our Head Start kids.

As the Head Start program continues to grow, it is constantly seeking new ways to improve the services. These are the services that help get our young kids ready to improve and be readily prepared for their next level of learning. I feel confident in saying as Policy Council members, we learned a lot and felt privileged to be a part of the decision-making team that affects our kids' futures.



SYLVIA E. CARR

Chair, Head Start Policy Council

PROGRAM SHARED GOVERNANCE



The City of San Antonio Head Start Program operates a formal structure of shared governance that enables parents to participate in decision-making and planning. The City of San Antonio City Council and the Head Start Policy Council share decision-making and planning responsibilities for Head Start program.



On July 1, 2013, the City became one of six grantees serving a total of 6,789 children in San Antonio and Bexar County. Beginning the 2013-2014 school year, the City of San Antonio Head Start Program served 2,861 children in the two inner-city school districts of Edgewood and San Antonio.

SAN ANTONIO CITY COUNCIL

| | |
|-------------|---------------------|
| Mayor | IVY R. TAYLOR |
| District 1 | ROBERT C.TREVIÑO |
| District 2 | ALAN E. WARRICK, II |
| District 3 | REBECCA J.VIAGRAN |
| District 4 | REY SALDAÑA |
| District 5 | SHIRLEY GONZALES |
| District 6 | RAY LOPEZ |
| District 7 | CHRIS MEDINA |
| District 8 | RON NIRENBERG |
| District 9 | JOE KRIER |
| District 10 | MIKE GALLAGHER |

2013 - 2014 HEAD START POLICY COUNCIL

OFFICERS

| | |
|------------|-----------------|
| Chair | SYLVIA E. CARR |
| Vice-Chair | CHARLES LEWIS |
| Secretary | LESLIE MARTINEZ |

PRIMARY MEMBERS

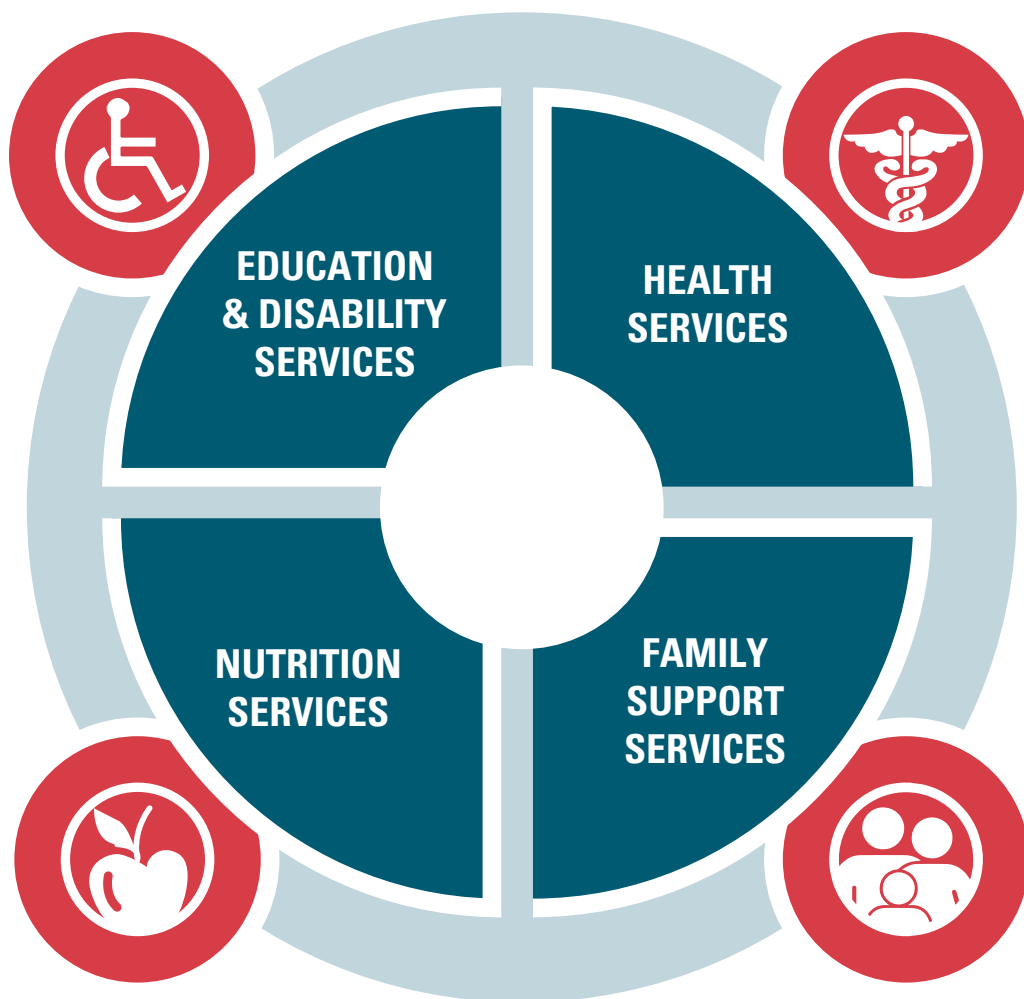
| | |
|----------------------------|---|
| Edgewood ISD: | ISLE F. LOPEZ, ROSA ROQUE |
| San Antonio ISD: | SYLVIA CARR, LESLIE MARTINEZ, SECRET R. SANCHEZ |
| Community Representatives: | MARGO LAYMAN, CHARLES LEWIS |

ALTERNATE MEMBERS

| | |
|-----------------|---|
| Edgewood ISD | MAYRELA COVARRUBIAS HERNANDEZ, DORA SANDOVAL |
| San Antonio ISD | DEBRA ANN MACIAS, MIGUEL A. ROSALES, MARIA DEL ROSARIO TELLEZ |

WHAT IS HEAD START

Head Start is a federally funded program that provides education, health/mental health, disability, nutrition, and family and community support services to engage families and ensure children enter kindergarten ready to learn and succeed.

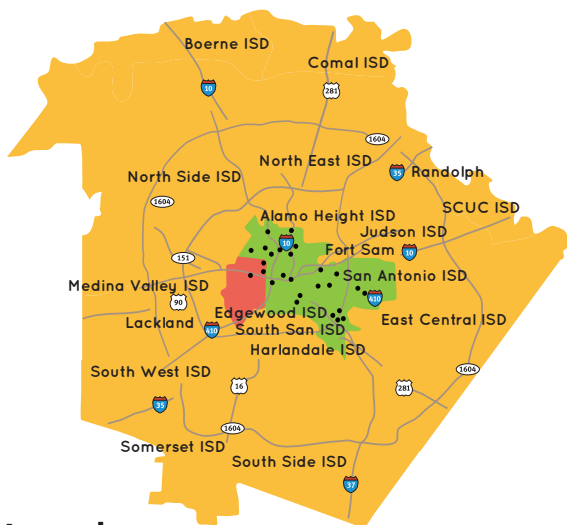


PROGRAM MODEL

2013-2014 PROGRAM MODEL

On July 1, 2013, the City began a new five-year Head Start grant with a funded enrollment of 2,861 children. The City contracts with four service providers to provide educational and program support services. Through collaboration with SAISD and EISD, the City leverages State pre-kindergarten programming funds and offers full-day early childhood education to all Head Start children. Direct program services for Family and Community Support, Mental Wellness, and Training and Technical Assistance are provided by the City. This Annual Report reflects the Head Start services provided during the 2013-2014 Program Year.

2013-2014 PROGRAM SERVICE AREA AND SITES



Legend

- - Edgewood Independent School District
- - San Antonio Independent School District

CITY OF SAN ANTONIO

Governance, Program Design and Management, Monitoring, Training & Technical Assistance, Family and Community Engagement, Mental Health.

Head Start Administrator, Content Support Staff, Monitoring Staff, F&CS Staff & PDM Staff

SAISD & EISD -EDUCATION SERVICE PROVIDERS

Education, ERSEA, Disability, Health, Nutrition, Transportation, Safe Environments, Monitoring

Head Start Director, ERSEA Coordinator, Education Coordinator, Disability Coordinator, Health Coordinator, Nutritionist, Monitors, Specialized Data Entry Clerks, Principals, Teachers, Teacher Assistants

METRO HEALTH

Dental Services

Dental Coordinator, Dentists, Dental Assistants, Data Entry Clerks

UHS

Medical Exams for Referred Children and Lead Testing

Nurses, Data Entry Clerks

2,861*
FUNDED ENROLLMENT
2,084 CHILDREN – SAISD
777 CHILDREN – EISD

*Due to sequestration. Grant funded enrollment 3,020



PROGRAM MODEL

CITY OF SAN ANTONIO HEAD START MONITORING

The City of San Antonio Head Start Program's two-level monitoring system of direct and indirect monitoring that allows for multiple levels of review, trouble shooting, increased expectations and continuous program improvement.

During the 2013-2014 Program Year, the Grantee completed 50 monitoring reports and completed bi-annual Risk Assessments. The program also successfully completed the 45-day Health and Safety Environment review certifying all sites are safe.

Information used from Direct and Indirect Monitoring systems was used in strategic planning and increased the overall quality of the program.

FEDERAL MONITORING REVIEW

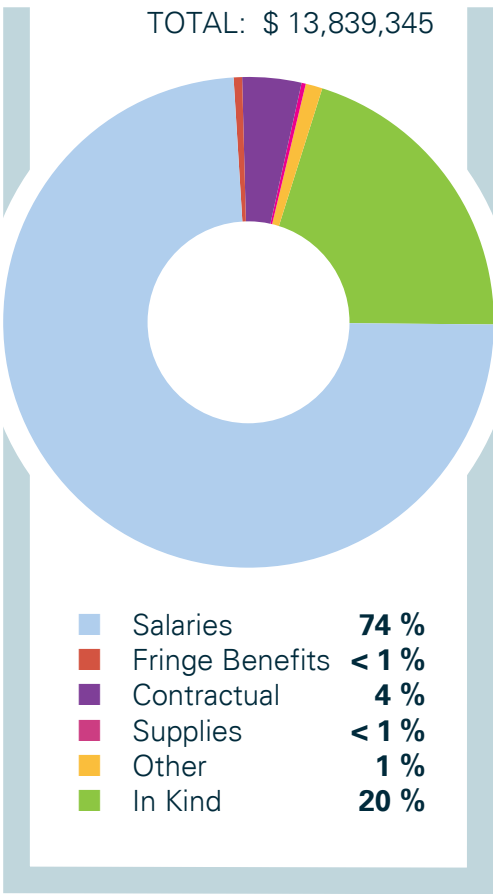
No monitoring reviews or findings were noted by the U.S. Department of Health and Human Services (HHS) for the annual review period of 2013-2014.

FINANCIAL REPORTS AND AUDIT

JULY 1, 2013 – JANUARY 31, 2014

| | |
|------------------------------|--------------|
| Federal Funds Authorized ... | \$11,327,844 |
| Federal Funds Expended | \$11,071,476 |
| Un-obligated Funds | \$256,368 |
| Carry Forward Funds | \$0 |
| Non-Federal Match | \$2,767,869 |
| (In-Kind) | |

2013 – 2014 EXPENDITURES (ACTUAL)



PROJECTED FUNDING FEBRUARY 1, 2014 - JANUARY 31, 2015

| | |
|---------------------------------------|--------------|
| Program Operations | \$21,877,450 |
| Training & Technical | \$212,701 |
| Assistance | |
| Federal Funding Grant Year and Budget | |

SERVING **3,020**
HEAD START CHILDREN

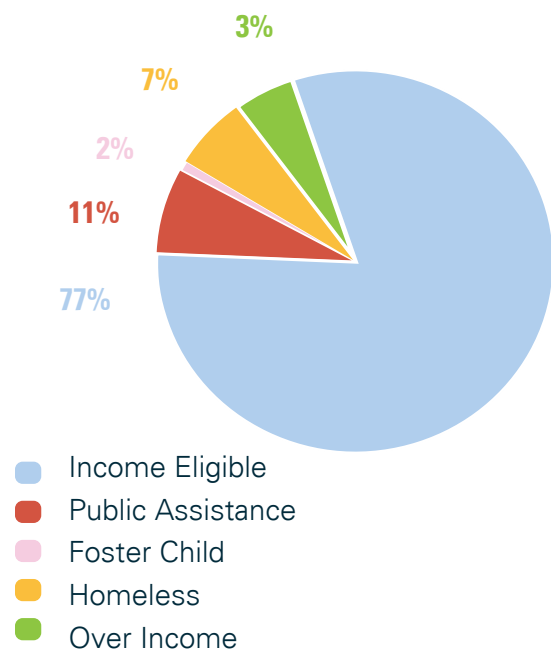
FINANCIAL AUDIT

Padgett, Stratemann & Company, LLP provided an independent Single Audit Report to the City of San Antonio on September 30, 2013.

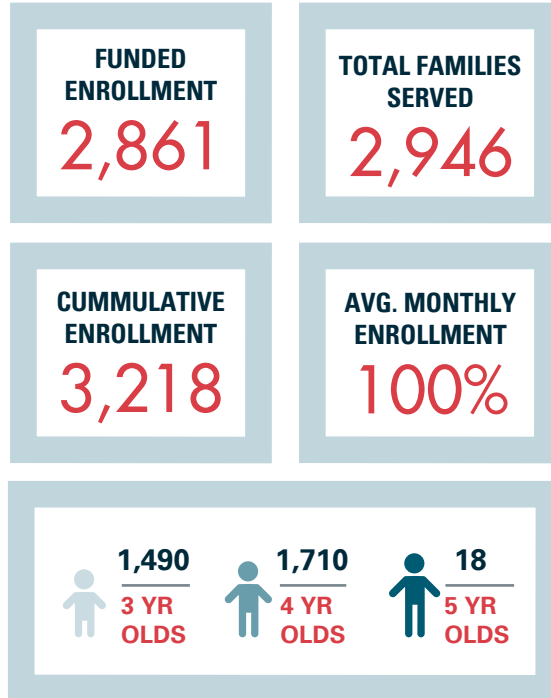
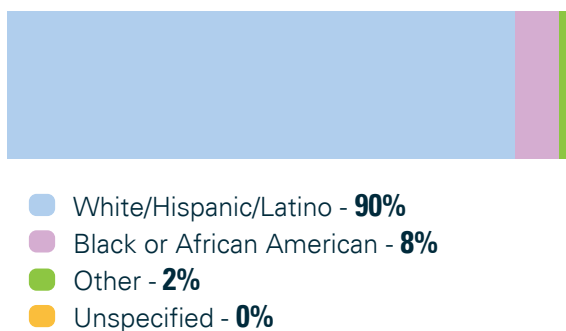
CHILDREN AND FAMILY STATISTICS

The Head Start Program served 3,218 unduplicated children during the 2013 - 2014 Program Year. 92% of children served were identified Hispanic/ Latino ethnicity.

CHILD ELIGIBILITY BY TYPE



CHILDREN BY ETHNICITY



95% AVG. DAILY ATTENDANCE

PERCENTAGE OF ENROLLED CHILDREN...

WITH A DISABILITY 11%

WHO RECEIVED DENTAL EXAMS 92%

WHO RECEIVED PHYSICAL EXAMS 92%

WHAT OUR PARENTS SAY

Results from the 2013-2014 Parent Survey showed 80% of parents surveyed strongly agreed that they understand their role as their child's first teacher and advocate.



OVERALL SATISFACTION

97% agreed they were satisfied overall with services provided by the Head Start Program and stated their child is happy at their Head Start site.



CENTER AND STAFF

95% agreed that they felt welcome in their child's classroom and were satisfied with their child's teacher.



RESPONSIVENESS

95% agreed staff helped parent to understand what child was being taught.



PARENT ROLE

98% agreed they understand their responsibilities as a Head Start parent.



RESPONSE RATE

42% of parents returned the Parent Satisfaction Survey.

"I love everything the Head Start program has provided my child with – thank you."



MEALS

84% agreed they make better meal choices because of knowledge gained from the program; while 74% were satisfied with nutrition services.



EDUCATIONAL PROGRESS

96% agreed they were kept informed on their child's educational progress.



EDUCATIONAL GOALS

97% agreed they worked with staff to set their child's educational goals.



HEALTH (INCLUDES DENTAL)

97% agreed they were satisfied with both health and dental services received.





" Letting parents feel more involved in class and what my child is learning, helped me"

OUR APPROACH TO SCHOOL READINESS & HEAD START ACTIVITIES

School readiness means that children are ready for school, families are ready to support their children's learning, and schools are ready for children.



PARENT, FAMILY & COMMUNITY ENGAGEMENT

For parents and families, school readiness means that they are engaged in the long-term, lifelong success of their child. Parent and family engagement in Head Start includes:

- Building relationships with families that support family well-being
- Supporting strong relationships between parents and their children
- Nurturing ongoing learning and development for both parents and children

EMPOWERING PARENTS

Recognizing the critical role of parents as the child's first teacher, the program provides a variety of opportunities for parent engagement and leadership. These activities promote parent engagement in their child's education, advocacy, and the development of relationships among peers and the community.

FAMILY ENGAGEMENT OPPORTUNITIES

- Governance
- Head Start Parent Conference
- Fatherhood Leadership Program
- Nurturing Parent Program
- Summer Reading Program
- Affordable Care Act Enroll Fest



HEALTH & WELLNESS ACTIVITIES

Head Start provides children access to comprehensive health services to ensure they are healthy and ready for school. Our program believes that health is the foundation for positive child outcomes. Children are better able to learn when they are healthy and safe.

Our Head Start families participated in the following activities:

- Flu Clinics
- Mobile Clinics
- San Antonio Green and Health Homes
- Nutrition Education
- Health Literacy Collaboration
- Cavity Free Kids



EARLY CHILDHOOD EDUCATION

The City of San Antonio Head Start Program recognizes each child as an individual with a unique combination of strengths and needs. Head Start teachers take into consideration each child's individual abilities, interests, learning style, cultural and linguistic background, and patterns of development and learning to provide a high quality early childhood education. Head Start teachers use research based curriculum, input from parents and information gathered from screenings and formal and informal child assessments to plan individualized instruction for each child.

CURRICULUM

During the 2013-2014 Program Year, Edgewood ISD and San Antonio ISD offered high quality educational services to enrolled children using various curricula to guide classroom instruction. Each curriculum utilized is research based and aligns with the Head Start Child Development and Early Learning Framework and the Texas Prekindergarten Guidelines.

PRIMARY CURRICULUM

- SAISD – Frogstreet Press
- EISD – Scholastic Big Day for Pre-K

SUPPLEMENTAL CURRICULUM

- I AM Moving, I AM Learning
- Cavity Free Kids



OUTCOMES



2013-2014 CHILD OUTCOMES & ASSESSMENT SUMMARY

Two assessment tools were used across the program, LAP-3 and CIRCLE/C-PALLS+. Each tool uses different rating systems and measurements to indicate a child's growth and individual needs. Information from formal child assessments is shared with parents and used for the following:

- Guiding instruction
- Improving individualization
- Guiding professional development and program improvement
- Developing and revising the School Readiness Goals and Plans of Action

Head Start children are making progress across all learning domains. Both SAISD and EISD report progress towards achieving school readiness goals. Language development, vocabulary and phonological awareness continue to be areas of focus for our Head Start Program.





OUTCOMES

CIRCLE / C-PALLS+

CIRCLE/C-PALLS+ is a criterion referenced assessment that measures children’s performance against a fixed set of criteria. Children are identified as **Emerging** or **Satisfactory** and assessed in the following domains:

- Vocabulary
- Phonological Awareness
- Letter Knowledge
- Math

The table below shows the number of children that were identified as **Emerging** or **Satisfactory** at the end of the school year in each of the CIRCLE/C-PALLS+ domains.

| CIRCLE/C-PALLS+ DOMAIN | Emerging 3 Year Olds | Emerging 4 Year Olds | Satisfactory |
|------------------------|----------------------|----------------------|--------------|
| VOCABULARY | 14% | 34% | 52% |
| PHONOLOGICAL AWARENESS | 12% | 10% | 78% |
| LETTER KNOWLEDGE | 19% | 14% | 67% |
| MATH | 8% | 2% | 90% |

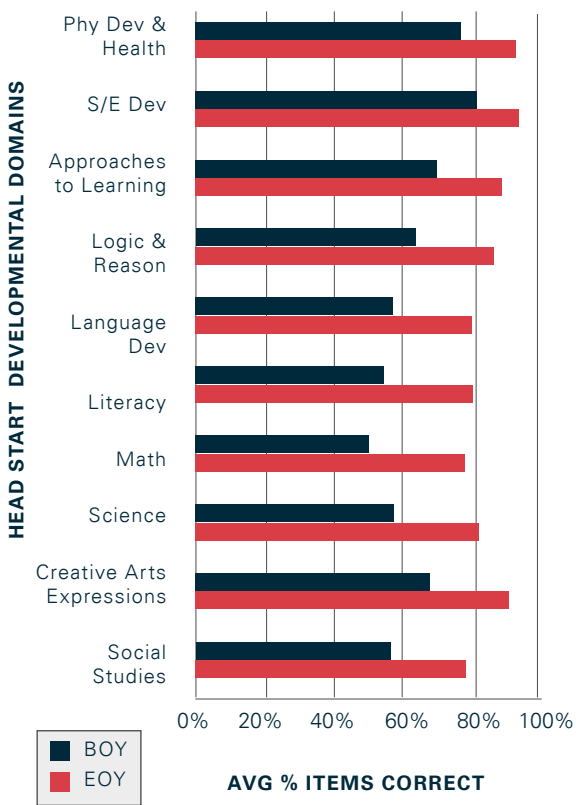
OUTCOMES

LAP-3

The Learning Accomplishment Profile – Third Edition, or LAP-3, is a criterion-referenced assessment that measures a child’s developmental progress throughout the school year.

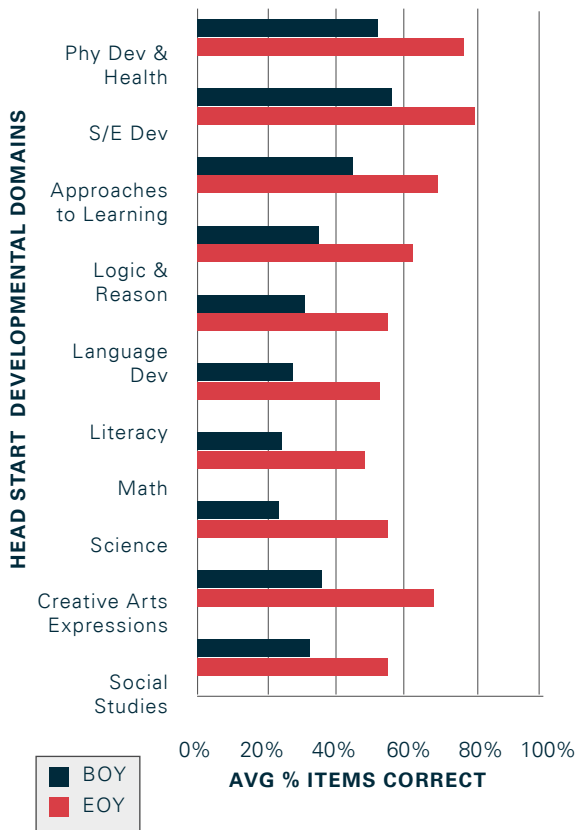
The charts below show developmental progress for children transitioning to Kindergarten and children not transitioning to Kindergarten at the beginning of the year (BOY) and end of the year (EOY) for the LAP-3 Assessment. Across the program, the average percentage of items correct on the LAP-3 assessment increased for both categories of children in all Head Start Developmental Domains.

CHILDREN TRANSITIONING TO KINDERGARTEN - 4 YR OLDS



The largest increase from BOY to EOY for transitioning children occurred in Literacy and Math.

CHILDREN NOT TRANSITIONING TO KINDERGARTEN - 3 YR OLDS



The largest increase from BOY to EOY for non-transitioning children occurred in Science and Creative Arts Expressions.

OUTCOMES

KINDERGARTEN READY

The City of San Antonio Head Start Program defines Kindergarten readiness as children transitioning to Kindergarten scoring at or above the *AVERAGE* range in all seven LAP-3 Domains.

The table below shows the number of children transitioning to Kindergarten that scored at or above the *AVERAGE* range and the number of children that scored below the *AVERAGE* range in each of the seven LAP-3 Domains at the end of the 2013-2014 school year.

HEAD START CHILDREN TRANSITIONING TO KINDERGARTEN

| LAP-3 Domains | % of Children that scored below the <i>AVERAGE</i> * range | % of Children that scored at or above the <i>AVERAGE</i> * range |
|-----------------|--|--|
| GROSS MOTOR | 4% | 96% |
| FINE MOTOR | 4% | 96% |
| PRE-WRITING | 4% | 96% |
| COGNITIVE | 11% | 89% |
| LANGUAGE | 20% | 80% |
| SELF-HELP | 4% | 96% |
| PERSONAL/SOCIAL | 5% | 95% |

*Based on LAP-3 standards, the average range is based on a raw score that is ± 6 months of the child's chronological age.

AT THE END OF THE 2013-2014 SCHOOL YEAR, **75%** OF HEAD START CHILDREN TRANSITIONING TO KINDERGARTEN SCORED AT OR ABOVE THE AVERAGE RANGE IN ALL SEVEN LAP-3 DOMAINS.

OUTCOMES

CLASSROOM ASSESSMENT SCORING SYSTEM (CLASS)



The Classroom Assessment Scoring System™, or CLASS™, is a research-based tool used to measure interactions between teachers and children. CLASS™ uses a standardized method to collect information on the quality of teacher/child interactions. Observers are trained and tested each year on their ability to use the tool.

| 2013-2014 CLASS DATA | EMOTIONAL SUPPORT | CLASSROOM ORGANIZATION | INSTRUCTIONAL SUPPORT |
|--|----------------------|---------------------------|--------------------------|
| 2013-2014 CITY OF SAN ANTONIO AVERAGE SCORES | 5.74 | 5.32 | 3.39 |
| 2013 NATIONAL AVERAGE SCORES | 5.99 | 5.63 | 2.72 |
| HEAD START STANDARD OF EXCELLENCE SCORES | 6 | 6 | 6 |
| HEAD START MINIMUM THRESHOLD SCORES | 4 | 3 | 2 |
| OBSERVED 60% OF CLASSROOMS | | | |
| TOTAL CLASSROOMS 182 CLASSROOMS OBSERVED 109 | | | |

TRANSITION

Transition is one of the many factors our Head Start program considers when thinking about school readiness. Transitions bring change: change to children, change to families and change to our Head Start community. In addition to transitioning into Kindergarten, Head Start considers the types of changes that occur when children enter our program, move from class to class, move from campus to campus, or when children move to another program as important transitions.

SUCCESSFUL TRANSITIONS TO KINDER - ELEMENTARY SCHOOL

Families play a key role in the success of any transition in a child's life. It is important to support families during a transition and remind parents that all transitions are a process not a one-time event. Our program discusses the effects of any transition and encourages parents to help prepare children by offering support and information about the upcoming change. Supportive relationships help children build strong social and emotional skills, an important part of preparing children to be Kinder ready.

TRANSITION ACTIVITIES

- Meet the Teacher for new Head Start children and families
- Transitioning Children into Kindergarten session was offered to families at the 2013-2014 Head Start Parent Conference and during monthly Parent Connection Committee Meetings
- Elementary School Principals were invited to speak at Head Start Parent Meetings
- Teachers discussed transitions during the end-of-year parent/teacher conference & home visits
- Eastside Promised Neighborhood provided a Kindergarten Academy
- Head Start teachers met with Kindergarten teachers regarding individual children's strengths and needs
- Program staff participated in ECI Transition meetings
- Families participated in Head Start and Elementary School campus tours
- San Antonio Public Library provided transition activities during the summer
- Elementary School Field Trips
- Head Start Registration Events
- Elementary School Registration Events

TRAINING & PROFESSIONAL DEVELOPMENT

In an effort to increase knowledge and improve the quality of services, the City of San Antonio Head Start Program implemented a comprehensive training and technical assistance plan for the 2013-2014 school year that included the following:

- Annual Pre-Service Conference
- National Center for Quality Teaching & Learning In-Service Suites
- CONNECT
- CDA Credential Class
- Tuition Reimbursement Program
- Texas A&M Summer Institute
- Healthy Literacy Training
- Cavity Free Kids Training
- Nutrition Education
- Playground Safety
- CLASS

Head Start staff and Policy Council members attended other professional level conferences and workshops that included the following:

- Out in Space & Down to Earth
- Frogstreet Press SPLASH Summer Conference
- Texas School Ready Early Childhood Conference
- National Association for the Education of Young Children
- National Head Start Association Conference
- Head Start Research Conference
- Congress on Children
- Diversity Conference
- TAPPESTRY Conference
- IDRA Conference
- Region 20 Family Engagement Symposium



COMMUNITY PARTNERSHIPS

The City of San Antonio Head Start Program works closely with local community organizations and institutions of higher learning to ensure Head Start families receive quality comprehensive services. During the 2013-2014 school year, the program collaborated with the following organizations:

- ALAMO COMMUNITY COLLEGES
- AMERICAN LUNG ASSOCIATION
- ASSISTANCE LEAGUE
- BOYS TOWN
- EASTSIDE PROMISE NEIGHBORHOOD
- ECI-CENTER FOR HEALTH CARE SERVICES PROGRAM
- ECI-EASTER SEALS PROGRAM
- ESC REGION 20
- FAMILY SERVICE ASSOCIATION
- FINANCIAL EMPOWERMENT CENTER
- GOODWILL
- UNITED WAY OF BEXAR COUNTY
- IRMA'S ANGELS
- LOUISE BATZ FOUNDATION
- MEXICAN AMERICAN UNITY COUNCIL
- METHODIST HEALTHCARE MINISTRIES
- NUTRITION THERAPY ASSOCIATES
- P16 PLUS COUNCIL OF GREATER BEXAR COUNTY
- PREK 4 SA
- SA 2020
- SAFE KIDS COALITION
- SAN ANTONIO COLLEGE
- SAN ANTONIO GREEN AND HEALTHY HOMES
- SAN ANTONIO FATHERHOOD CAMPAIGN
- SAN ANTONIO FOOD BANK
- SAN ANTONIO METROPOLITAN HEALTH DISTRICT
- SAN ANTONIO PUBLIC LIBRARY
- ST. PHILIP'S COLLEGE
- SOCIAL AND HEALTH RESEARCH CENTER
- STATE OF TEXAS LEAD PROGRAM
- SW KEY
- TEXAS AGRILIFE EXTENSION
- TEXAS A&M – SAN ANTONIO
- TEXAS HEALTH STEPS
- TX DEPT. OF STATE HEALTH SERVICES ORAL HEALTH PROGRAM
- UNITED WAY OF SAN ANTONIO & BEXAR COUNTY
- UNIVERSITY HEALTH SYSTEMS
- UNIVERSITY OF INCARNATE WORD
- UTSA
- UTHSC
- WIC
- YMCA



HUMAN SERVICES
CITY OF SAN ANTONIO

City of San Antonio
HEAD START PROGRAM

1227 Brady Blvd
San Antonio, Texas 78207

(210) 206-5500
www.saheadstart.org