

CITY OF SAN ANTONIO
HEAD START PROGRAM
ANNUAL REPORT
2014-15





CONTENTS

MISSION AND PROGRAM GOALS	03
PROGRAM GOVERNANCE	04
WHAT IS HEAD START	05
PROGRAM MODEL	06
FINANCIAL REPORTS & AUDIT	09
CHILDREN AND FAMILY STATISTICS	10
WHAT OUR PARENTS SAY	11
OUR APPROACH TO SCHOOL READINESS & HEAD START ACTIVITIES	12
OUTCOMES	19
TRANSITIONS	21
CELEBRATING 50 YEARS OF HEADSTART	22

This report was prepared in compliance with the Head Start Reauthorization Act of 2007, Administrative Requirements and Standards Sec. 644 [42 U.S.C 0839(a)(2)].

This report can be viewed on-line at www.saheadstart.org



CITY OF SAN ANTONIO

CORE VALUES

TEAMWORK • INNOVATION • INTEGRITY • PROFESSIONALISM

DEPARTMENT OF HUMAN SERVICES MISSION

We promote life-long success for families and individuals by providing human services and connections to community resources

HEAD START MISSION

Preparing children and engaging families for school readiness and life-long success

HEAD START VISION

For every child and every family the best Head Start services every day

HEAD START PROGRAM GOALS

Education:

Provide high quality education and individualized instruction for all children

Family Support:

Provide families the tools, community resources and engagement opportunities to support school readiness and their overall well-being

Health:

Ensure children and families obtain comprehensive quality health services

Data-Driven Decision Making:

Coordinate comprehensive data collection systems to communicate program outcomes



PROGRAM SHARED GOVERNANCE

MESSAGE FROM THE 2014-2015 HEAD START POLICY COUNCIL CHAIR

I have been a Head Start parent for four years. This year will be my last. I have participated in everything that Head Start has to offer, but nothing comes close to being elected Chairman for the City of San Antonio Head Start Policy Council. It has been a wonderful experience with many opportunities to learn and grow both as a parent and as an individual.

As members of the Policy Council, we try our hardest to be at every monthly meeting.

We also volunteer to be part of the staff interview panels. We are able to attend conferences and workshops like the one I was so lucky to have attended in New Orleans, LA. It was an amazing experience to see so many people come together for a great cause. We also vote on many things like the hiring of new staff, budgets, and approving the Community and Self Assessments. Most importantly, we get updates on ReadyRosie and the Early Head Start Program.

Head Start not only helps our children, but also gives us parents the opportunity to learn how to be advocates for our children.

I know I speak for everyone when I state that we were more than happy to see the Early Head Start Child Care Partnership get awarded to the City of San Antonio because more families will now be able to utilize all the help the Head Start Program with the City has to offer.



ILSE FERNANDA LOPEZ

Chair, Head Start Policy Council

PROGRAM SHARED GOVERNANCE



The City of San Antonio Head Start Program operates a formal structure of shared governance that enables parents to participate in decision-making and planning. The City of San Antonio City Council and the Head Start Policy Council share decision-making and planning responsibilities for the Head Start program.

SAN ANTONIO CITY COUNCIL

Mayor	IVY R. TAYLOR
District 1	ROBERTO C. TREVIÑO
District 2	ALAN E. WARRICK, II
District 3	REBECCA J. VIAGRAN
District 4	REY SALDAÑA
District 5	SHIRLEY GONZALES
District 6	RAY LOPEZ
District 7	CHRIS MEDINA
District 8	RON NIRENBERG
District 9	JOE KRIER
District 10	MIKE GALLAGHER



On July 1, 2013, the City became one of six grantees serving a total of 6,789 children in San Antonio and Bexar County. Beginning the 2013-2014 school year, the City of San Antonio Head Start Program served 2,861 children. The City's program serves 3,020 Head Start children in the two inner-city school districts of Edgewood and San Antonio and will serve 216 Early Head Start infants/toddlers in the Fall 2015.

2014 - 2015 HEAD START POLICY COUNCIL

OFFICERS

Chair	ILSE FERNANDA LOPEZ
Vice-Chair	CHARLES AARON LEWIS
Secretary	ALBERT MARTINEZ

PRIMARY MEMBERS

Edgewood ISD	ILSE FERNANDA LOPEZ JESSICA J. TRUJILLO
San Antonio ISD	SECRET R. GONZALEZ, MARIA DEL ROSARIO TELLEZ ALBERT MARTINEZ
Community Rep.	YVETTE SANCHEZ CHARLES LEWIS

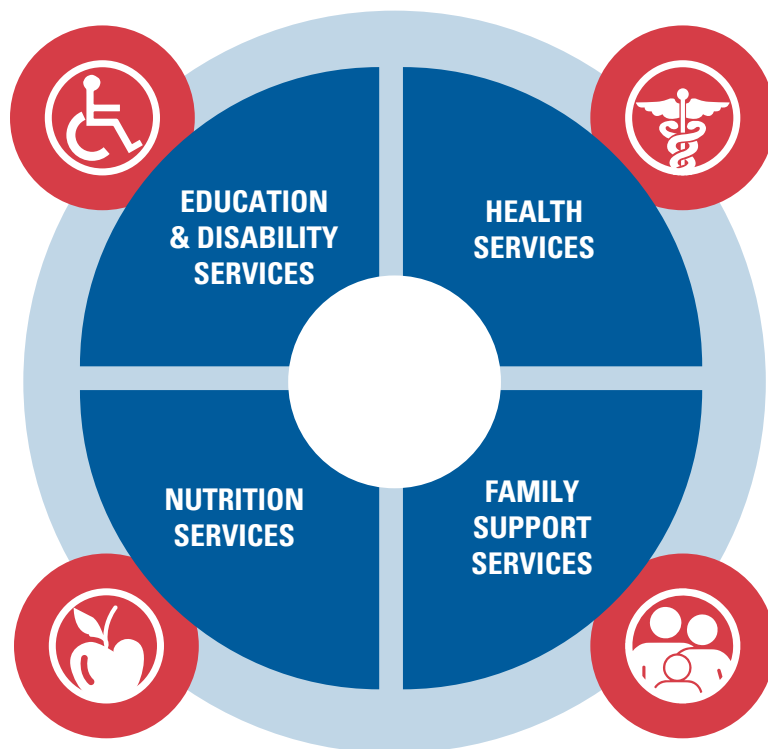

ALTERNATE MEMBERS

Edgewood ISD	OSMARA MORENO
San Antonio ISD	TRACY JALON AMANDA ZULAICA DEBRA ANN MACIAS

WHAT IS HEAD START & WHAT IS EARLY HEAD START

5 YEAR CONTINUUM OF HEAD START SERVICES

Head Start (HS) and Early Head Start / Child Care Partnership (EHS/CC) are federally funded programs that support the education, health/mental health, disability, nutrition, family and community support services for parents and their children. From birth to five years of age, Head Start children receive specialized quality education and comprehensive social services that improve the opportunities for our children to learn and succeed when they enter kindergarten.



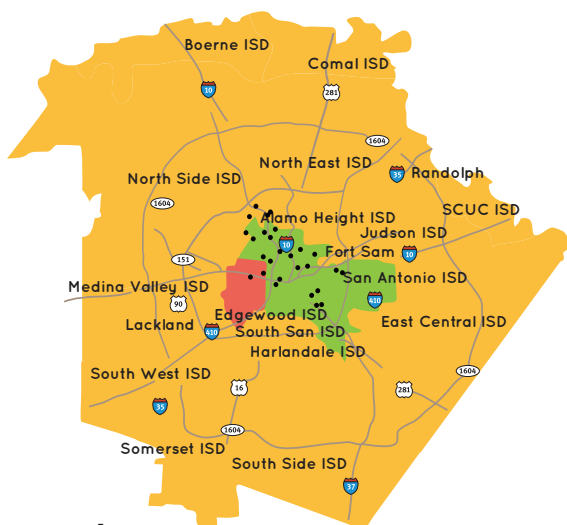
The EHS/CC program serves infants and toddlers from six-weeks to 36 months of age. The program accepts families in the EastPoint Promise Zone and in the San Antonio and Edgewood school districts. Five fully state licensed child care centers serve families blending resources of child care funding from the City's Child Care Services, Eastside Promise Neighborhood Child Care and Early Head Start. Upon completing facility upgrades, repairs, and remodeling enhancements to meet the specification required of EHS/CC, the project will enroll 216 for Fall 2015. EHS/CC began enrollment in June 2015.

HEAD START PROGRAM MODEL

2014-2015 PROGRAM MODEL

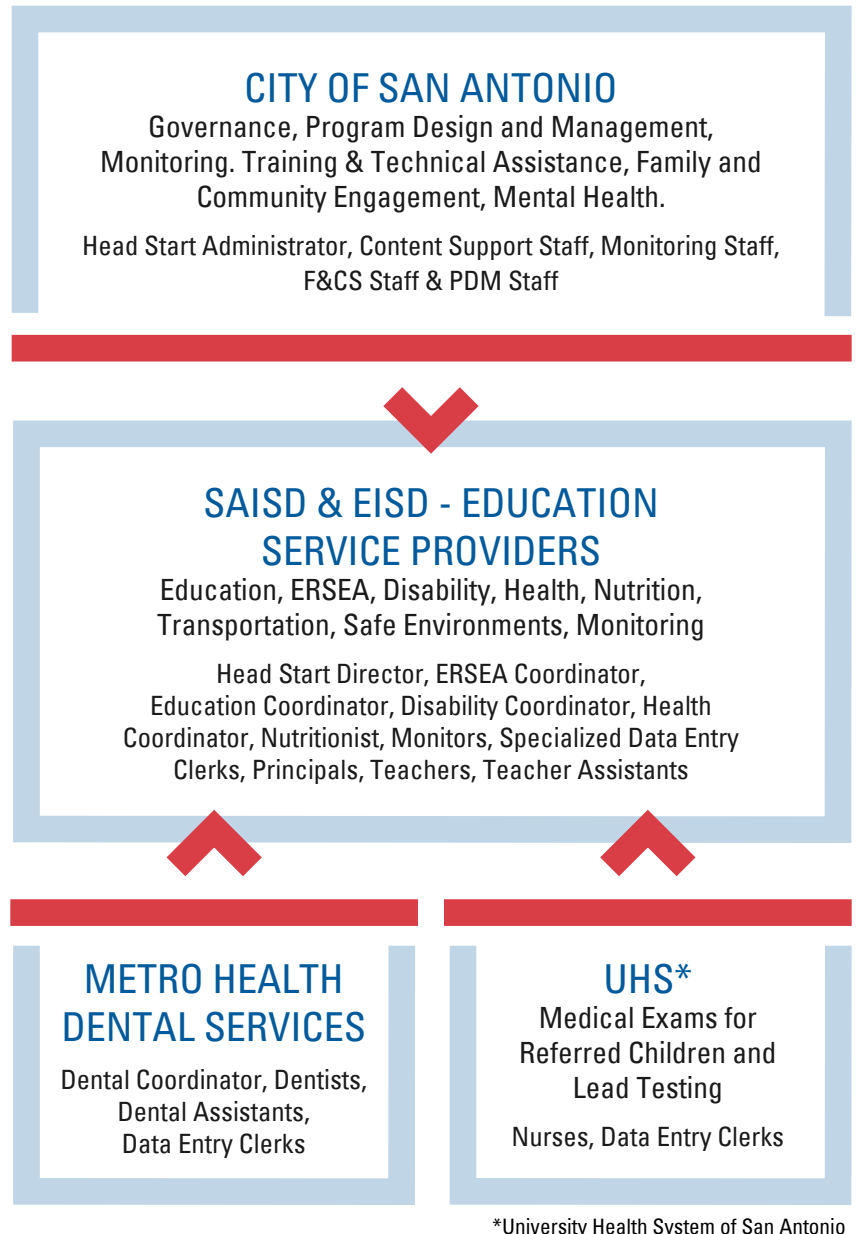
The City contracts with four service providers to provide educational and program support services. Through collaboration with San Antonio Independent School District (SAISD) and Edgewood Independent School District (EISD), the City leverages State prekindergarten funds and offers full-day early childhood education to all Head Start children. Direct program services for Family and Community Support, Mental Wellness and Training and Technical Assistance are provided by the City. This Annual Report reflects the Head Start services provided during the 2014-2015 Program Year.

2014-2015 PROGRAM SERVICE AREA AND SITES



Legend

- - Edgewood Independent School District
- - San Antonio Independent School District



*University Health System of San Antonio

3,020
FUNDED ENROLLMENT
2, 243 CHILDREN – SAISD
777 CHILDREN – EISD



PROGRAM MODEL

CITY OF SAN ANTONIO HEAD START MONITORING

The City of San Antonio Head Start Program uses a two-level monitoring system to ensure compliance at the Grantee and Service Provider levels. This system of direct and indirect monitoring is an on-going process throughout the program year which allows for multiple levels of review and continuous program improvement.

FEDERAL MONITORING REVIEW

The U.S. Department of Health and Human Services (HHS) conducted three Federal reviews during 2014-2015:

An onsite review using the Classroom Assessment Scoring System (CLASS) was conducted on January 27– 30, 2015. Observations were conducted in 57 Head Start classrooms.

- The CLASS tool is designed to measure teacher-child interactions over three domains and ten dimensions using a seven point scale. Scores received are as follows:
 - Emotional Support - 5.9978
 - Classroom Organization - 5.8216
 - Instructional Support - 2.5585

At time of publication, 2015 National CLASS scores had not been released.

- An Environmental Health and Safety review was conducted on March 23-27, 2015. City of San Antonio received results from this review on October 6, 2015. Based on the information gathered, the City's Head Start Program was found to be in noncompliance with the following areas:
 - Safe and Clean Facilities
 - Healthy Learning Environment
 - Safe Learning Environment

The City is currently in the process of working on a program improvement plans for addressing the three noncompliances.

- A review of Fiscal and Eligibility, Recruitment, Selection, Enrollment and Attendance (ERSEA) on April 27-May 1, 2015. No findings noted.

FINANCIAL REPORTS AND AUDIT

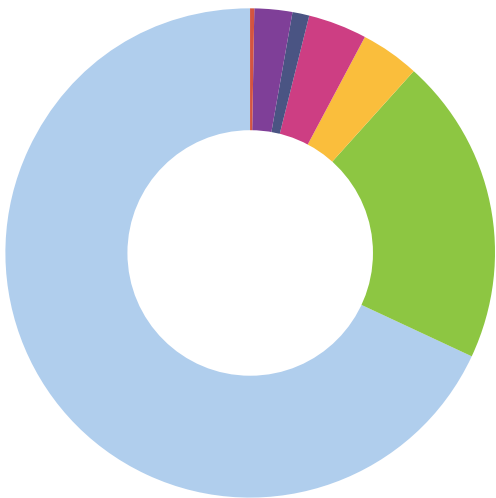
FEB. 1, 2014 – JAN. 31, 2015

Federal Funds Authorized ...	\$22,090,151
Federal Funds Expended	\$21,887,753
Un-obligated Funds	\$202,398
Carry Forward Funds	\$0
Non-Federal Match	\$5,522,494
(In-Kind)	



2014 – 2015 EXPENDITURES (ACTUAL)

TOTAL: \$ 27,410,247



Salaries	68 %
Travel	< 1 %
Contractual	2 %
Equipment	1 %
Supplies	4 %
Other	4 %
In Kind	20 %

PROJECTED FUNDING FEBRUARY 1, 2015 - JANUARY 31, 2016

Program Operations	\$21,877,450
Training & Technical	\$212,701
Assistance	
Federal Funding Grant Year and Budget	

SERVING 3,020
HEAD START CHILDREN

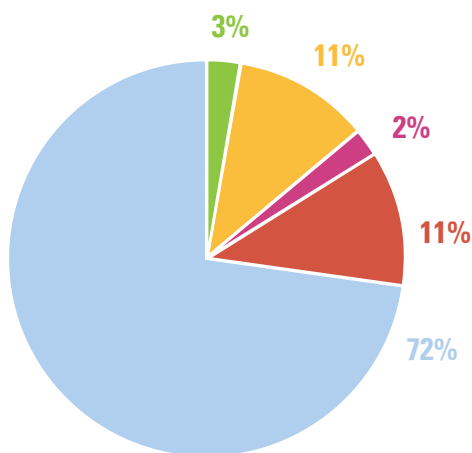
FINANCIAL AUDIT

Padgett, Stratemann & Company, LLP provided an independent Single Audit Report to the City of San Antonio on September 30, 2014.

CHILDREN AND FAMILY STATISTICS

The Head Start Program served 3,265 unduplicated children during the 2014 - 2015 Program Year. 92% of children served were identified Hispanic or Latino ethnicity.*


CHILDREN ELIGIBILITY BY TYPE



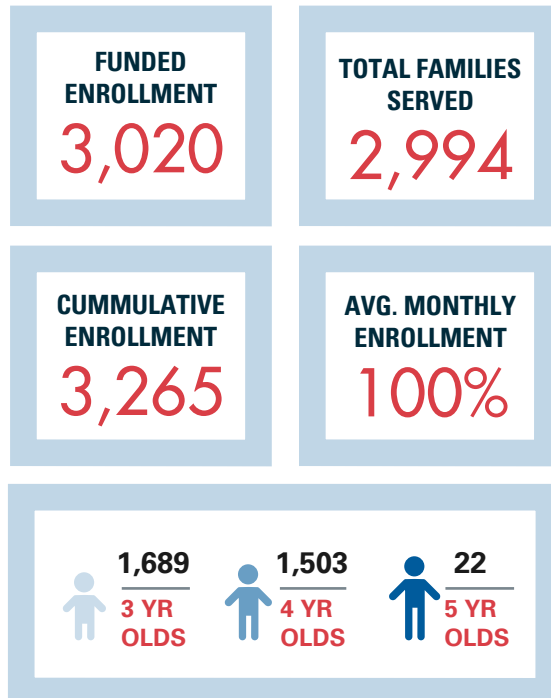
- Income Eligible
- Public Assistance
- Foster Child
- Homeless
- Over Income

* % unchanged from the 2013-2014 Program Year

CHILDREN BY ETHNICITY



- White/Hispanic/Latino - 90%
- Black or African American - 8%
- Other - 2%
- Unspecified - 0%



94% AVG. DAILY ATTENDANCE

PERCENTAGE OF ENROLLED CHILDREN...



WITH A DISABILITY 12%



WHO RECEIVED DENTAL EXAMS 96%



WHO RECEIVED PHYSICAL EXAMS 98%

WHAT OUR PARENTS SAY

Results from the 2014-2015 Parent Survey showed an overall finding that indicated parents were happy with the services provided by Head Start and the communication received from the program.



OVERALL SATISFACTION

94% agreed they were satisfied overall with what their child was learning at school.

"I'm very happy with everything Head Start program has done for my child."



CENTER AND STAFF

96% agreed that they felt welcome in their child's classroom and 93% were satisfied with their child's teacher.



MEALS

90% agreed they were satisfied with nutrition/food services their child received while enrolled in the program.



RESPONSIVENESS

94% agreed staff informed parent with their child's progress.



EDUCATIONAL PROGRESS

96% agreed they were kept informed on their child's educational progress.



PARENT ROLE

95% agreed they understand their responsibilities as a Head Start parent.



EDUCATIONAL GOALS

93% agreed they were most satisfied with the educational services.



RESPONSE RATE

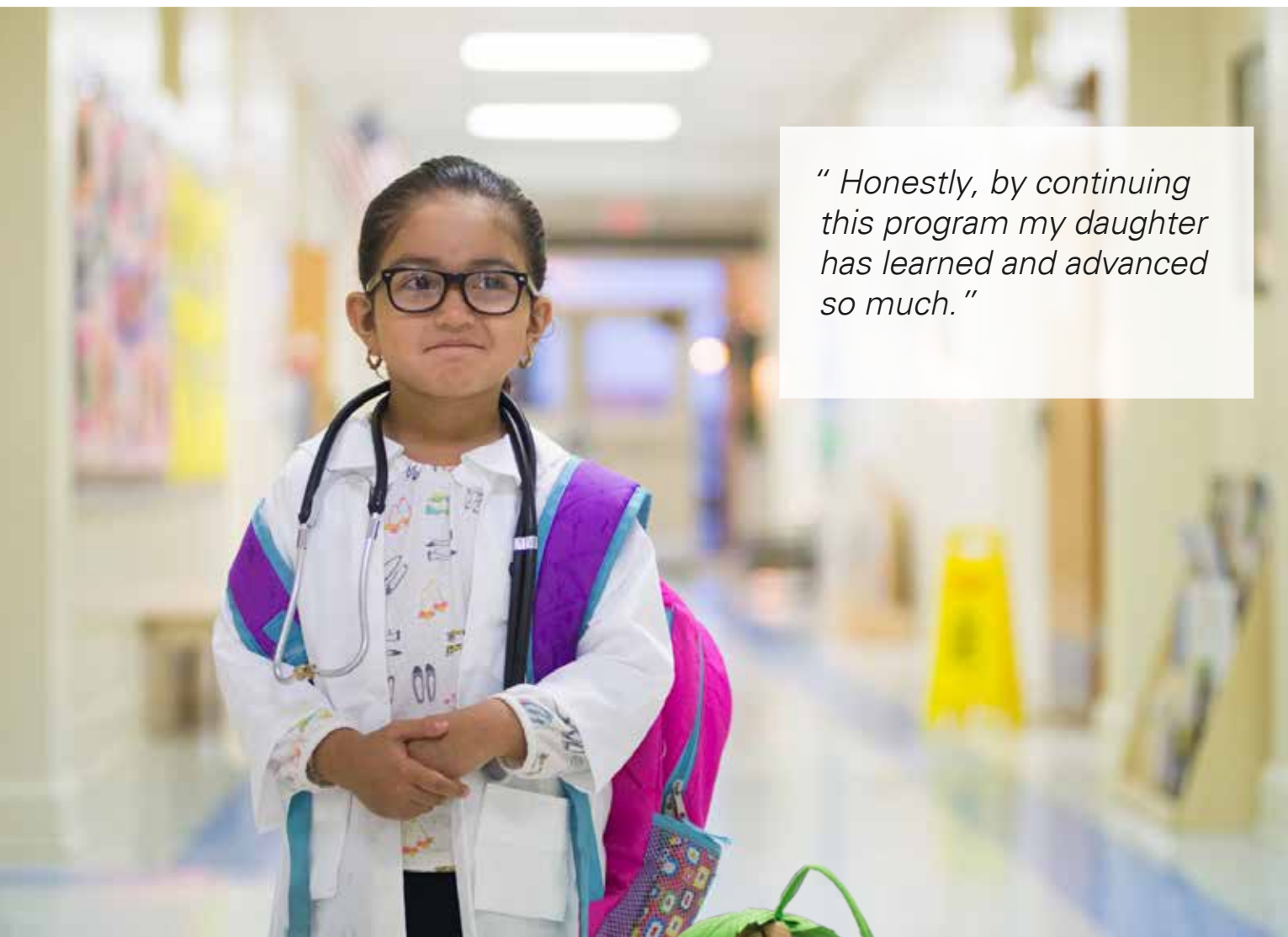
41% of parents returned the Parent Satisfaction Survey.



HEALTH & DENTAL

89% agreed they were most satisfied with health and 88% with dental services received.






"Honestly, by continuing this program my daughter has learned and advanced so much."

OUR APPROACH TO SCHOOL READINESS & HEAD START ACTIVITIES

School readiness means that children are ready for school, families are ready to support their children's learning, and schools are ready for the children.



"I'm very thankful for all of the support from Mr. Gould, Mrs. Monica, and Family Support Worker Stephanie."

PARENT, FAMILY & COMMUNITY ENGAGEMENT

For parents and families, school readiness means that they are engaged in the lifelong success of their child:

- Relationships that support family well-being
- Strong relationships between parents and their children
- Ongoing learning and development for both parents and children

EMPOWERING PARENTS

Recognizing the critical role of parents as the child's first teacher, the program provides a variety of opportunities for parent engagement and leadership. These activities promote parent engagement in their child's education, advocacy, and the development of relationships among peers and the community.

FAMILY ENGAGEMENT OPPORTUNITIES

- Governance & Leadership
- Head Start Parent Conference
- Parent Training
- Fatherhood Initiatives
- Nurturing Parent Program
- Summer Reading Program
- ReadyRosie
- Healthy Family Challenge



"As a working mom, I appreciate the Head Start Program. I think all children should qualify for the program."

HEALTH & WELLNESS ACTIVITIES

Head Start provides children access to comprehensive health services to ensure they are ready for school. Our program believes that health is the foundation for positive child outcomes. Children are better able to learn when they are healthy and safe.



Our Head Start families participated in the following activities:

- Flu Clinics
- Mobile Health Clinics
- Green and Healthy Homes
- Nutrition Education Classes
- Community Resource Health Fair
- Healthy Family Challenge
- Food Bank Fair
- Car Seat Safety

EARLY CHILDHOOD EDUCATION

The City of San Antonio Head Start Program recognizes each child as an individual with a unique combination of strengths and needs. Head Start teachers take into consideration each child's individual abilities, interests, learning style, cultural and linguistic background, and patterns of development and learning to provide a high quality early childhood education. Head Start teachers use research based curriculum, input from parents and information from screenings and child assessments to plan individualized instruction for each child.

CURRICULUM

Each curriculum utilized is research based and aligns with the Head Start Early Learning Outcomes Framework and the Texas Prekindergarten Guidelines.

PRIMARY CURRICULUM

- SAISD – Frogstreet Press
- EISD – Scholastic Big Day for Pre-K

SUPPLEMENTAL CURRICULUM

- I AM Moving, I AM Learning
- Cavity Free Kids



" I feel that the teachers, teacher's aides and family counselors are doing an excellent job. I love Head Start, Thank you! "

CHILD OUTCOMES



2014-2015 CHILD OUTCOMES & ASSESSMENT SUMMARY

Two assessment tools were used across the program, LAP-3 and CIRCLE. Each tool uses a different rating system and measurements to indicate a child's growth and individual needs. Information from formal child assessments is shared with parents and used for the following:

- Guiding instruction
- Improving individualization
- Guiding professional development and program improvement
- Developing and revising the School Readiness Goals and Plans of Action

Head Start children are making progress across all learning domains. Both SAISD and EISD report progress towards achieving school readiness goals. Language development, vocabulary and phonological awareness continue to be areas of focus for our Head Start Program.



*" I love the program!
I believe that it helped
my daughter break out
of her shell! "*



CHILD OUTCOMES

CIRCLE

CIRCLE is a criterion referenced assessment that measures children’s performance against a fixed set of criteria. Children are identified as **Emerging** or **Satisfactory** and assessed in the following domains:

- Vocabulary
- Phonological Awareness
- Letter Knowledge
- Math

The table below shows the percentage of children that were identified as **Satisfactory** at the end of the school year in each of the CIRCLE domains.

CIRCLE DOMAIN	CHILDREN IDENTIFIED AS SATISFACTORY	
	2013-2014	2014-2015
VOCABULARY	52%	58%
PHONOLOGICAL AWARENESS	78%	78%
LETTER KNOWLEDGE	67%	61%
MATH	90%	91%

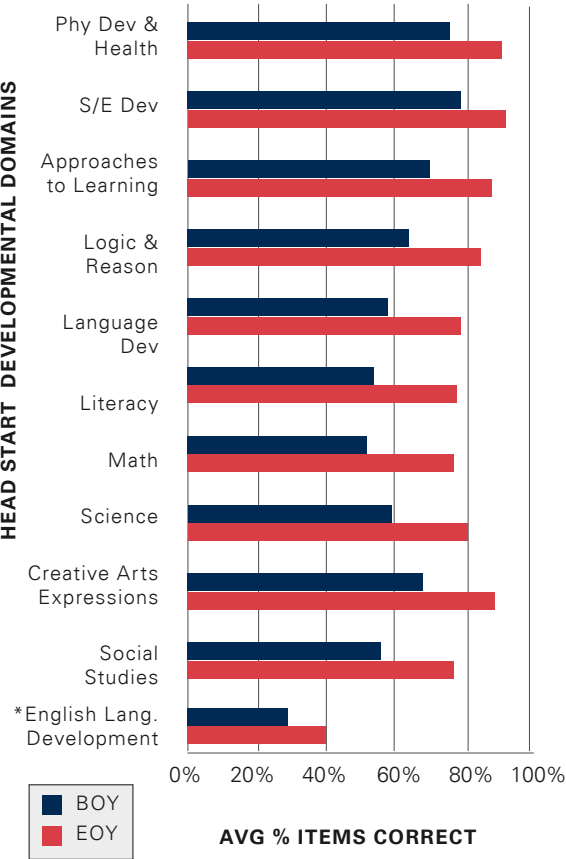
CHILD OUTCOMES

LAP-3

The Learning Accomplishment Profile – Third Edition, or LAP-3, is a criterion-referenced assessment that measures a child’s developmental progress throughout the school year.

The charts below show developmental progress for children transitioning to Kindergarten and children not transitioning to Kindergarten at the beginning of the year (BOY) and end of the year (EOY) for the LAP-3 Assessment. Across the program, the average percentage of items correct on the LAP-3 assessment increased for both categories of children in all Head Start Developmental Domains.

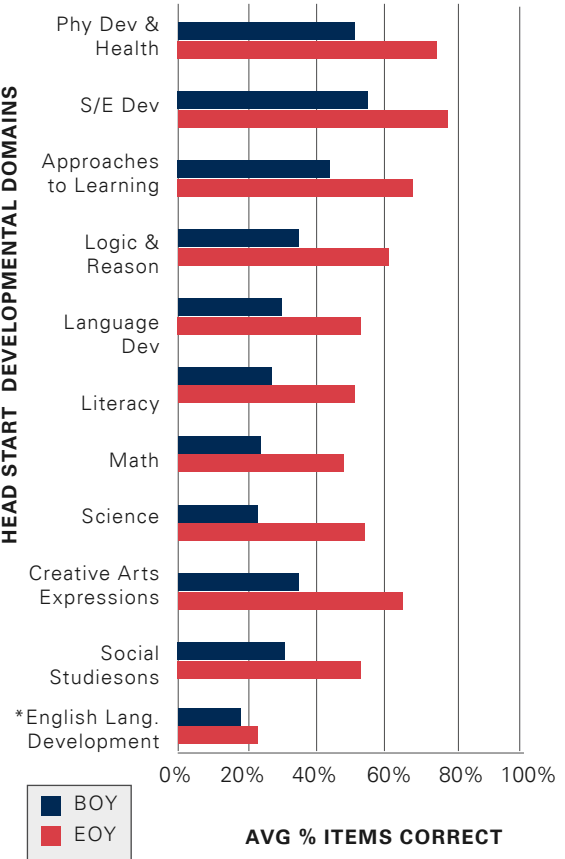
CHILDREN TRANSITIONING TO KINDERGARTEN - 4 YR OLDS



*Dual Language Learners Only

The largest increase from BOY to EOY for transitioning children occurred in Literacy and Math.

CHILDREN NOT TRANSITIONING TO KINDERGARTEN - 3 YR OLDS



*Dual Language Learners Only

The largest increase from BOY to EOY for non-transitioning children occurred in Science and Creative Arts Expressions.

CHILD OUTCOMES

KINDERGARTEN READINESS

The City of San Antonio Head Start Program defines Kindergarten readiness as children transitioning to Kindergarten scoring at or above the *AVERAGE* range in all seven LAP-3 Domains.

The table below shows the percentage of children transitioning to Kindergarten that scored at or above the *AVERAGE* range in each of the seven LAP-3 Domains at the end of the 2014-2015 school year.

Language and vocabulary development continue to be an area of focus for our program. Our program provides professional development for staff and training for parents on strategies to build language skills.

HEAD START CHILDREN TRANSITIONING TO KINDERGARTEN

LAP-3 Domains	% of Children that scored at or above the <i>AVERAGE</i> * range
GROSS MOTOR	95%
FINE MOTOR	95%
PRE-WRITING	95%
COGNITIVE	89%
LANGUAGE	79%
SELF-HELP	94%
PERSONAL/SOCIAL	93%

*Based on LAP-3 standards, the average range is based on a raw score that is ± 6 months of the child's chronological age.

AT THE END OF THE 2014-2015 SCHOOL YEAR, **74%** OF HEAD START CHILDREN TRANSITIONING TO KINDERGARTEN SCORED AT OR ABOVE THE AVERAGE RANGE IN ALL SEVEN LAP-3 DOMAINS.

TEACHER OUTCOMES

CLASSROOM ASSESSMENT SCORING SYSTEM (CLASS)

The Classroom Assessment Scoring System™, or CLASS™, is a research-based tool used to measure interactions between teachers and children. CLASS™ uses a standardized method to collect information on the quality of teacher/child interactions. Observers are trained and tested each year on their ability to use the tool.

During the 2014-2015 school year, the City conducted CLASS™ observations. One hundred seventeen classrooms were observed by certified reliable CLASS™ Observers. The data obtained from CLASS™ observations serve as a guide for professional development to improve interactions that support children’s learning and child outcomes for teaching staff.

The Office of Head Start (OHS) conducted a CLASS™ Review as a part of the Federal Monitoring System. Fifty-seven classrooms received a CLASS™ observation. The release of the 2015 CLASS™ national average scores are pending.

Our program provides professional development focused on Instructional Support, including Language Modeling, Concept Development, and Quality of Feedback. In addition, we have increased the number of CLASS™ reliable observers and trainers, implemented a CLASS™ data management system to ensure validity of scores, and increased training for CLASS™ observers to ensure reliability.

2014-2015 CLASS DATA	EMOTIONAL SUPPORT	CLASSROOM ORGANIZATION	INSTRUCTIONAL SUPPORT
2014-2015 CITY OF SAN ANTONIO AVERAGE SCORES	5.57	4.84	2.91
2014-2015 CITY OF SAN ANTONIO OHS FEDERAL REVIEW SCORES	5.99	5.82	2.55
2013-2014 NATIONAL CLASS™ SCORES	6.10	5.83	2.90
NATIONAL HEAD START STANDARD OF EXCELLENCE SCORES	6	6	6
NATIONAL HEAD START MINIMUM THRESHOLD SCORES	4	3	2

OBSERVED **61%** OF CLASSROOMS

TRANSITIONS

Transition for children and families is one of the many factors our Head Start program considers when thinking about school readiness.

Transitions bring change to children and to families. In addition to transitioning into Kindergarten, Head Start considers the changes that occur when children enter our program, move from class to class, move from campus to campus, or when children move to another program as important transitions.

SUCCESSFUL TRANSITIONS TO KINDER - ELEMENTARY SCHOOL

Families play a key role in the success of any transition in a child's life. We support families during a transition and remind parents that all transitions are a process rather than one-time event. Our program discusses the effects of transitions and encourages parents to help prepare children by offering support and information about upcoming changes. Supportive relationships help children build strong social and emotional skills, which are important parts of preparing children to be Kindergarten ready.


TRANSITION ACTIVITIES

- Meet the Teacher for new Head Start children and families
- *Transitioning Children into Kindergarten* session was offered to families during Parent Connection Committee Meetings
- Elementary School Principals were invited to speak at Head Start Parent Meetings
- Teachers discussed transitions during the end-of-year parent/teacher conference & home visits
- Eastside Promised Neighborhood provided a Kindergarten Academy
- Head Start teachers met with Kindergarten teachers regarding individual children's strengths and needs
- Program staff participated in ECI Transition meetings
- Families participated in Head Start and Elementary School campus tours
- San Antonio Public Library provided transition activities during the summer
- Elementary School Field Trips
- Head Start Registration Events
- Elementary School Registration Events





50 YEARS
of OPPORTUNITY
HEAD START | 1965-2015



HUMAN SERVICES
CITY OF SAN ANTONIO

City of San Antonio

HEAD START PROGRAM

1227 Brady Blvd
San Antonio, Texas 78207

(210) 206-5500
www.saheadstart.org

FOLLOW HEAD START

