



CITY OF SAN ANTONIO
PURCHASING AND GENERAL SERVICES DEPARTMENT

FORMAL INVITATION FOR BID ("IFB") NO.: 6100007554

**PURCHASE OF LIGHT, MEDIUM AND HEAVY DUTY TRUCKS,
VANS AND HEAVY EQUIPMENT**

Date Issued: JUNE 1, 2016

BIDS MUST BE RECEIVED NO LATER THAN:
2:00 PM CENTRAL TIME, JULY 8, 2016

Bids may be submitted by any of the following means:
Electronic submission through the Portal
Hard copy in person or by mail

Address for hard copy responses:

Physical Address:

City Hall
100 Military Plaza
San Antonio, Texas 78205

Mailing Address:

City Clerk's Office
P.O. Box 839966
San Antonio, Texas 78283-3966

For Hard Copy Submissions, Mark Envelope

"PURCHASE OF LIGHT, MEDIUM AND HEAVY DUTY TRUCKS, VANS AND HEAVY
EQUIPMENT"

Bid Due Date: 2:00 p.m. Central Time, JULY 8, 2016

Bid No.: 6100007554

Bidder's Name and Address

Bid Bond: Performance Bond: Payment Bond: Other:

See Supplemental Terms & Conditions for information on these requirements.

Affirmative Procurement Initiative: DBE / ACDBE Requirements:

See Instructions for Bidders and Attachments sections for more information on these requirements.

Pre-Submittal Conference * YES

* If YES, the Pre-Submittal conference will be held on JUNE 7, 2016 at 10:00 AM at FLEET TRAINING ROOM, 329 S.
FRIO, SAN ANTONIO TX 78207

Staff Contact Person: LD MCGARITY, PURCUERMENT SPECIALIST II, P.O. Box 839966, San Antonio, TX 78283-3966.

Email: ld.mcgarity@sanantonio.gov

Phone: 210-207-2078

Fax: 210-207-4360

002 - TABLE OF CONTENTS

002 - TABLE OF CONTENTS	2
003 - INSTRUCTIONS FOR BIDDERS	3
004 - SPECIFICATIONS / SCOPE OF SERVICES	10
005 - SUPPLEMENTAL TERMS & CONDITIONS	30
006 - GENERAL TERMS & CONDITIONS	33
007 - SIGNATURE PAGE	38
008 - STANDARD DEFINITIONS	39
009 - ATTACHMENTS	40

003 - INSTRUCTIONS FOR BIDDERS

Submission of Bids.

Submission of Hard Copy Bids. Submit one original bid, signed in ink, and two copies of the bid enclosed in a sealed envelope addressed to the City Clerk at the address and by the due date provided on the Cover Page. The name and address of Bidder, the date and hour of the bid opening, bid number and title of the bid solicitation shall be marked on the outside of the envelope(s). All times stated herein are Central Time. Any bid or modification received after the time and date stated on the Cover Page shall be rejected.

Submission of Electronic Bids. Submit one bid electronically by the due date provided on the Cover Page. All times stated herein are Central Time. Any bid or modification received after the time and date stated on the Cover Page shall be rejected. All forms in this solicitation which require a signature must have a signature affixed thereto, either by manually signing the document, prior to scanning it and uploading it with your submission, or affixing it electronically.

Bids sent to City by facsimile or email shall be rejected.

Modified Bids. Bids may be modified provided such modifications are received prior to the time and date set for submission of bids, and submitted in the same manner as original bids. For hard copy bids, provide a cover letter with the bid, indicating it is a modified bid and that the Original bid is being withdrawn. For electronic bids, a modified bid will automatically replace a prior bid submission. See below for information on submitting Alternate Bids.

City shall not be responsible for lost or misdirected bids or modifications.

Bidders must sign the Signature Page on hard copy bids and return the IFB document to City. For electronic bids, Bidder's electronic submission, with accompanying affirmations, constitutes a binding signature for all purposes.

Bidders are cautioned that they are responsible for the security of their log on ID and password, since unauthorized use could result in Bidder's being held liable for the submission.

Certified Vendor Registration Form. If Bidder has not completed City's Certified Vendor Registration (CVR) Form, Bidder is required to do so prior to the due date for submission of bids. The CVR form may be accessed at: <http://www.sanantonio.gov/purchasing/>. Bidders must identify the correct name of the entity that will be providing the goods and/or services under the contract. No nicknames, abbreviations (unless part of the legal title), shortened or short-hand names will be accepted in place of the full, true and correct legal name of the entity.

Alternate Bids. Alternate bids may be allowed at the sole discretion of City.

Hard Copy Alternate Bids. Alternate bids must be submitted in separate sealed envelopes in the same manner as submission of other bids. Alternate bids must be marked consecutively on the envelope as Alternate Bid No. 1, 2, etc. Failure to submit alternate bids in separate envelopes may result in rejection of a bid.

Electronic Alternate Bids Submitted Through the Portal. All alternate bids are recorded with original bids when submitted electronically.

Catalog Pricing. (This section applies to bids using catalog pricing.)

The bid will be based on manufacturer's latest dated price list(s). Said price list(s) must denote the manufacturer, latest effective date and price schedule.

Bidders shall be responsible for providing one copy of the manufacturer's catalog for each manufacturer for which a bid is submitted. Bidder shall provide said catalog at the time of submission of its bid. Manufacturers' catalogs may be submitted in any of the following formats: paper copy or CD ROM for bids submitted on paper, or PDF file for bids submitted electronically.

Bidders may submit price lists other than the manufacturer's price list. Said price list(s) must denote the company name, effective date and price schedule. These price lists are subject to approval of City Purchasing & General Services Department.

Specified items identified herein, if any, are for overall bid evaluation and represent the commonly and most used items. Net prices entered for those specified items must reflect the actual price derived from quoted price list less all discounts offered.

Restrictions on Communication.

Bidders are prohibited from communicating with: 1) elected City officials and their staff regarding the IFB or bids from the time the IFB has been released until the contract is posted as a City Council agenda item; and 2) City employees from the time the IFB has been released until the contract is awarded. These restrictions extend to "thank you" letters, phone calls, emails and any contact that results in the direct or indirect discussion of the IFB and/or bid submitted by Bidder. Violation of this provision by Bidder and/or its agent may lead to disqualification of Bidder's bid from consideration.

Exceptions to the restrictions on communication with City employees include:

Bidders may ask verbal questions concerning this IFB at the Pre-Submittal Conference.

Bidders may submit written questions, or objections to specifications, concerning this IFB to the Staff Contact Person listed on the Cover Page on or before 7 calendar days prior to the date bids are due. Questions received after the stated deadline will not be answered. Questions submitted and City's responses will be posted with this solicitation. All questions shall be sent by e-mail or through the portal.

Bidders may provide responses to questions asked of them by the Staff Contact Person after bids are received and opened. The Staff Contact Person may request clarification to assist in evaluating Bidder's response. The information provided is not intended to change the bid response in any fashion. Such additional information must be provided within two business days from City's request.

Bidders and/or their agents are encouraged to contact the Small Business Office of the International and Economic Development Department for assistance or clarification with issues specifically related to the City's Small Business Economic Development Advocacy (SBEDA) Program policy and/or completion of the SBEDA form(s), if any. The point of contact is identified on the Cover Page. Contacting the Small Business Office regarding this IFB after the bid due date is not permitted. If this solicitation contains Affirmative Procurement Initiatives, it will be noted on the Cover Page.

If this solicitation contains DBE/ACDBE requirements, bidders and/or their agents may contact the Aviation Department's DBE/ACDBE Liaison Officer for assistance or clarification with issues specifically related to the DBE/ACDBE policy and/or completion of the required form(s). Point of contact is Ms. Lisa Brice, who may be reached via telephone at (210) 207-3505 or through e-mail at lisa.brice@sanantonio.gov. Bidders and/or their agents may contact Ms. Brice at any time prior to the due date for submission of bids. Contacting her or her office regarding this IFB after the bid due date is not permitted. If this solicitation contains DBE/ACDBE requirements, it will be noted on the Cover Page.

Pre-Submittal Conference.

If a Pre-Submittal Conference is scheduled, it will be held at the time and place noted on the Cover Page. Bidders are encouraged to prepare and submit their questions in writing in advance of the Pre-Submittal Conference in order to expedite the proceedings. City's responses to questions received prior to the conference may be distributed at the Pre-Submittal Conference and posted with this solicitation. Attendance at the Pre-Submittal Conference is optional, but highly encouraged.

This meeting place is accessible to disabled persons. Call the Staff Contact Person for information on the location of the wheelchair accessible entrance, or to request an interpreter for the deaf. Interpreters for the deaf must be requested at least 48 hours prior to the meeting. For other assistance, call (210) 207-7245 Voice/TTY.

Any oral response given at the Pre-Submittal Conference that is not confirmed in writing and posted with this solicitation shall not be official or binding on the City.

Changes to IFB.

Changes to this IFB made prior to bid opening shall be made directly to the original IFB. Changes are captured by creating a replacement version each time the IFB is changed. It is Bidder's responsibility to check for new versions

until the bid due date. City will assume that all bids received are based on the final version of the IFB as it exists on the day bids are due.

No oral statement of any person shall modify or otherwise change or affect the terms, conditions or specifications stated in the IFB.

Preparation of Bids.

All information required by the IFB must be furnished or the bid may be deemed non-responsive and rejected. Any ambiguity in the bid as a result of omission, error, unintelligible or illegible wording shall be construed in the favor of City.

Correct Legal Name. If Bidder is found to have incorrectly or incompletely stated the name of the entity that will provide goods and/or services, the bid may be rejected.

Line Item Bids. Any bid that is considered for award by each unit or line item, must include a price for each unit or line item for which Bidder wishes to be considered. All bids are awarded on the basis of low line item, low total line items, or in any other combination that serves the best interest of City, unless City designates this solicitation as an "all or none" bid in the Supplemental Terms & Conditions.

All or None Bids. Any bid that is considered for award on an "all or none" basis must include a price for all units or line items. In an "All or None" bid, a unit price left blank shall result in the bid being deemed nonresponsive and disqualified from consideration. An "All or None" bid is one in which City will award the entire contract to one bidder only.

Delivery Dates. Proposed delivery dates must be shown in the bid form where required and shall include weekends and holidays, unless specified otherwise in this IFB. Proposed delivery times must be specific. Phrases such as "as required", "as soon as possible" or "prompt" may result in disqualification of the bid. Special delivery instructions, if any, may be found in the Specifications / Scope of Services section of this document, or in the Purchase Order.

Tax Exemption. The City of San Antonio is exempt from payment of federal taxes, and State of Texas limited sales excise and use taxes. Bidders must not include such taxes in bid prices. An exemption certificate will be signed by City where applicable upon request by Bidder after contract award.

Description of Supplies.

Any brand names, catalog or manufacturer's reference used in describing an item is merely descriptive, and not restrictive, unless otherwise noted, and is used only to indicate quality and capability desired.

Bids submitted for comparable items must clearly identify the proposed product, model, and type, as applicable, and shall include manufacturer specification sheet(s) for each proposed item with bid response. Product specifications shall be the most current available and be sufficiently detailed and descriptive so as to permit City to determine the item's suitability and compliance with bid specifications. City shall be the sole judge of equality and suitability of comparable items.

Pro-rata adjustments to packaging and pricing may be allowed at the sole discretion of City.

Samples, Demonstrations and Pre-award Testing. If requested by City, Bidder shall provide product samples, demonstrations, and/or testing of items bid to ensure compliance with specifications prior to award of the contract. Samples, demonstrations and/or testing must be provided within 7 calendar days of City's request. Failure to comply with City's request may result in rejection of a bid. All samples (including return thereof), demonstrations, and/or testing shall be at Bidder's expense. Samples will be returned upon written request. Requests for return of samples must be made in writing at the time the samples are provided. Otherwise, samples will become property of City at no cost to City. Samples that are consumed or destroyed during demonstrations or testing will not be returned.

Estimated Quantities for Annual Contracts.

Designation as an "annual" contract is found in the contract's title on the Cover Page of this document. The quantities stated are estimates only and are in no way binding upon City. Estimated quantities are used for the purpose of evaluation. City may increase or decrease quantities as needed. Where a contract is awarded on a unit price basis, payment shall be based on the actual quantities supplied.

Bidders shall thoroughly examine the drawings, specifications, schedule(s), instructions and all other contract documents.

Bidders shall make all investigations necessary to thoroughly inform themselves regarding plant and facilities for delivery of material and equipment, or conditions and sites/locations for providing goods and services as required by this IFB. No plea of ignorance by Bidder will be accepted as a basis for varying the requirements of City or the compensation to Bidder.

Confidential or Proprietary Information. All bids become the property of the City upon receipt and will not be returned. Any information deemed to be confidential by Bidder should be clearly noted; however, City cannot guarantee that it will not be compelled to disclose all or part of any public record under the Texas Public Information Act, since information deemed to be confidential by Bidder may not be considered confidential under Texas law, or pursuant to a Court order. Note that pursuant to state law, bids are opened publicly and read aloud. In addition, bids are tabulated and posted to the City's website, so shall not be considered proprietary or confidential.

Interlocal Participation.

City may engage in cooperative purchasing with other governmental entities or governmental cooperatives ("Entity" or "Entities") to enhance City's purchasing power. At City's sole discretion and option, City may inform other Entities that they may acquire items listed in this IFB. If this contract will be subject to cooperative purchasing, such fact will be indicated in the Supplemental Terms and Conditions portion of this IFB. Such acquisition(s) shall be at the prices stated in the bid, and shall be subject to Bidder's acceptance. Entities desiring to acquire items listed in this IFB shall be listed on a rider attached hereto, if known at the time of issuance of the IFB. City may issue subsequent riders after contract award setting forth additional Entities desiring to utilize this bid.

Bidder must sign and submit the rider, if attached to this IFB, with its bid, indicating whether Bidder wishes to allow other Entities to use its bid. Bidder shall sign and return any subsequently issued riders within ten calendar days of receipt. Bidder's decision on whether to allow other Entities to use the bid shall not be a factor in awarding this IFB.

Costs of Bidding. Bidder shall bear any and all costs that are associated with the preparation of the Bid, attendance at the Pre-Submittal Conference, if any, or during any phase of the selection process.

Rejection of Bids.

City may reject any and all bids, in whole or in part, cancel the IFB and reissue the solicitation. City may reject a bid if:

Bidder misstates or conceals any material fact in the bid; or

The bid does not strictly conform to law or the requirements of the solicitation;

The bid is conditional; or

Any other reason that would lead City to believe that the bid is non-responsive or Bidder is not responsible.

City, in its sole discretion, may also waive any minor informalities or irregularities in any bid, such as failure to submit sufficient bid copies, failure to submit literature or similar attachments, or business affiliation information.

Variances and Exceptions to Bid Terms. In order to comply with State law, bidders must submit bids on the same material terms and conditions. Bids that contain material variances or exceptions to the terms and conditions, including additional terms and conditions, will be rejected.

Changes to Bid Form. Bids must be submitted on the forms furnished. Bids that change the format or content of City's IFB will be rejected.

Withdrawal of Bids. Bids may be withdrawn prior to the time set for the bid opening. Written notice of withdrawal shall be provided to the City Clerk for bids submitted in hard copy. Bids submitted electronically may be withdrawn electronically.

Bid Opening. Bids will be opened publicly and read aloud at 2:30 central time on the day the bids are due. Bid openings are held at Purchasing & General Services, Riverview Tower, 11th Floor, 111 Soledad, Suite 1100, San Antonio, Texas 78205.

Evaluation and Award of Contract.

Per Section §252.043 of the Texas Local Government Code, the contract will be awarded to the lowest responsible bidder. The Purchasing Division evaluates bids for responsiveness and the responsibility of the bidder, and makes a recommendation to the City Council. The City Council makes the final determination regarding award.

City reserves the right to make an award on the basis of low line item, low total line items, or in any other combination that serves the best interest of City, unless City designates this solicitation as an "all or none" bid in the Supplemental Terms & Conditions.

A written award of acceptance (manifested by a City Ordinance) and Purchase Order furnished to Bidder results in a binding contract without further action by either party. Vendor must have the Purchase Order before making any delivery.

City reserves the right to utilize historical usage data as a basis for evaluation of bids when future usages are unable to be determined.

Breaking of tie bids shall be in accordance with the Texas Local Government Code §271.901.

City reserves the right to delete items prior to the awarding of the contract, and purchase said items by other means.

Inspection of Facilities/Equipment.

Depending on the nature of the IFB, Bidders' facilities and equipment may be a determining factor in making the bid award. All bidders may be subject to inspection of their facilities and equipment.

Prospective bidders must prove beyond any doubt to City Purchasing Administrator that they are qualified and capable of performing the contract's requirements.

Prompt Payment Discount.

Provided Bidder meets the requirements stated herein, City shall take Bidder's offered prompt payment discount into consideration. The evaluation will not be based on the discount percentage alone, but rather the net price as determined by applying the discount to the bid price, either per line item or total bid amount. However, City reserves the right to reject a discount if the percentage is too low to be of value to City, all things considered. City may also reject a discount if the percentage is so high as to create an overly large disparity between the price City would pay if it is able to take advantage of the discount and the price City would pay if it were unable to pay within the discount period. City may always reject the discount and pay within the 30 day period, at City's sole option.

City will not consider discounts that provide fewer than 10 days to pay in order to receive the discount.

For example, payment terms of 2% 5, Net 30 will NOT be considered in bid evaluations or in the payment of invoices. However, payment terms of 2% 10, Net 30 will result in a two percent reduction in the bid price during bid evaluation, and City will take the 2% discount if the invoice is paid within the 10 day time period.

Tabulations. The Purchasing Division will post preliminary tabulations within 7 days of the advertised bid opening. The information on these tabulations will be posted for informational purposes only, and will be posted as read during the bid opening. This tabulation is not a notice of award of the contract. All bids are subject to review for completeness, accuracy and compliance with the terms set forth in the bid documents.

Bid Protest Procedures.

Any bidder who is adversely affected in connection with the solicitation, evaluation, or proposed award of a contract may file a protest with the Director and appeal any adverse decision to the City Manager of the City of San Antonio.

Bidder must deliver a written notice of protest to the Director within 7 calendar days of the posting of the intent to award. If Bidder does not file a written notice within this time, Bidder will have waived all rights to formally protest the intent to award. It is Bidder's responsibility to check the City's website posting.

Debriefing. Debriefing of contract award is available upon request and after award of the Contract.

Prohibited Financial Interest. The Charter of the City of San Antonio and its Ethics Code prohibit a City officer or employee, as those terms are defined in the Ethics Code, from having a financial interest in any contract with City or any City agency such as City-owned utilities. An officer or employee has a "prohibited financial interest" in a contract with City or in the sale to City of land materials, supplies or service, if any of the following individual(s) or entities is a party to the contract or sale: the City officer or employee; his parent, child or spouse; a business entity in which he or his parent, child or spouse owns ten (10) percent or more of the voting stock or shares of the business entity, or ten (10) percent or more of the fair market value of the business entity; or a business entity in which any individual or entity above listed is a subcontractor on a City contract, a partner or a parent or subsidiary business entity.

Conflict of Interest. Effective January 1, 2006, Chapter 176 of the Texas Local Government Code requires that persons, or their agents, who seek to contract for the sale or purchase of property, goods, or services with the City, shall file a completed conflict of interest questionnaire with the City Clerk not later than the 7th business day after the date that the person: (1) begins contract discussions or negotiations with the City; or (2) submits to the City an application, response to a request for proposals or bids, correspondence, or another writing related to a potential agreement with the City. The conflict of interest questionnaire form is available from the Texas Ethics Commission at www.ethics.state.tx.us. Completed conflict of interest questionnaires may be mailed or delivered by hand to the Office of the City Clerk. If mailing a completed conflict of interest questionnaire, mail to: Office of the City Clerk, P.O. Box 839966, San Antonio, TX 78283-3966. If delivering a completed conflict of interest questionnaire, deliver to: Office of the City Clerk, City Hall, 2nd floor, 100 Military Plaza, San Antonio, TX 78205." Bidder should consult its own legal advisor with questions regarding the statute or form. Do not include this form with your sealed bid. The Purchasing Division will not deliver the form to the City Clerk for you.

State of Texas Conflict of Interest Questionnaire (Form CIQ). Chapter 176 of the Texas Local Government Code requires that persons, or their agents, who seek to contract for the sale or purchase of property, goods, or services with the City, shall file a completed Form CIQ with the City Clerk if those persons meet the requirements under 176.006(a) of the statute.

By law this questionnaire must be filed with the City Clerk not later than the 7th business day after the date the vendor becomes aware of facts that require the statement to be filed. See Section 176.006(a-1), Texas Local Government Code.

Form CIQ is available from the Texas Ethics Commission by accessing the following web address:

https://www.ethics.state.tx.us/filinginfo/conflict_forms.htm

In addition, please complete the **City's Addendum to Form CIQ (Form CIQ-A)** and submit it with Form CIQ to the Office of the City Clerk. The Form CIQ-A can be found at:

<http://www.sanantonio.gov/atty/ethics/pdf/OCC-CIQ-Addendum.pdf>

When completed, the CIQ Form and the CIQ-A Form should be submitted together, either by mail or hand delivery, to the Office of the City Clerk. If mailing, mail to:

Office of the City Clerk, P.O. Box 839966, San Antonio, TX 78283-3966.

If delivering by hand, deliver to:

Office of the City Clerk, City Hall, 2nd floor, 100 Military Plaza, San Antonio, TX 78205.

Do not include these forms with your sealed bid. The Purchasing Division will not deliver the forms to the City Clerk for you.

Certificate of Interested Parties (Form 1295).

The Texas Government Code §2252.908, and the rules issued by the Texas Ethics Commission found in Title 1, Sections 46.1, 46.3 and 46.5 of the Texas Administrative Code, require a business entity to submit a completed Form 1295 to the City before the City may enter into a contract with that business entity.

Form 1295 must be completed online. In Box 3 of the form, provide the solicitation number shown on the cover page of this solicitation (e.g. IFB 6100001234, RFO 6100001234 or RFCSP 6100001234). The form is available from the Texas Ethics Commission by accessing the following web address:

https://www.ethics.state.tx.us/whatsnew/elf_info_form1295.htm

Print your completed Form 1295 showing the Certification Number and Date Filed in the Certification of Filing box at the upper right corner. Sign Form 1295 in front of a notary and submit it with your response to this solicitation.

The following definitions found in the statute and Texas Ethics Commission rules may be helpful in completing Form 1295.

"Business entity" includes an entity through which business is conducted with a governmental entity or state agency, regardless of whether the entity is a for-profit or nonprofit entity. The term does not include a governmental entity or state agency.

"Controlling interest" means: (1) an ownership interest or participating interest in a business entity by virtue of units, percentage, shares, stock, or otherwise that exceeds 10 percent; (2) membership on the board of directors or other governing body of a business entity of which the board or other governing body is composed of not more than 10 members; or (3) service as an officer of a business entity that has four or fewer officers, or service as one of the four officers most highly compensated by a business entity that has more than four officers.

"Interested party" means: (1) a person who has a controlling interest in a business entity with whom a governmental entity or state agency contracts; or (2) a person who actively participates in facilitating a contract or negotiating the terms of a contract with a governmental entity or state agency, including a broker, intermediary, adviser, or attorney for the business entity.

"Intermediary", for purposes of this rule, means a person who actively participates in the facilitation of the contract or negotiating the contract, including a broker, adviser, attorney, or representative of or agent for the business entity who:

- (1) receives compensation from the business entity for the person's participation;
- (2) communicates directly with the governmental entity or state agency on behalf of the business entity regarding the contract; and
- (3) is not an employee of the business entity.

004 - SPECIFICATIONS / SCOPE OF SERVICES

- 4.1 SCOPE: The City of San Antonio is soliciting bids to provide 19 pieces of light, medium and heavy trucks, vans and heavy equipment in accordance with the Building and Equipment Services Department specifications listed herein. The units vary from light, medium and heavy trucks, vans, heavy equipment, tractors, water trailers and brush tub grinder. These units This equipment will be utilized by the Fire, Human Services, Parks and Recreation, Solid Waste Management and Transportation and Capital Improvements departments for various transportation needs, construction and/or repair projects across the City.
- 4.2 GENERAL CONDITIONS: The following general conditions will apply to all items within this bid unless specifically excluded within any item.
- 4.2.1 Equipment shall be manufacturer's latest design, standard production model and shall have been manufactured within the last 12 months from the date of delivery to City. All components shall be installed new, unused, and shall be manufacturer's standard equipment unless otherwise specified or replaced herein. Equipment is to be inspected, serviced, and adjusted in accordance with manufacturer's recommended pre-delivery checklist, and ready for operation upon delivery. Manufacturer's Statement of Origin (MSO) showing manufacture within the last 12 calendar months, and completed pre-delivery checklists will be required at delivery. Equipment offered under the below listed specifications will be considered unacceptable if, for any reason, the equipment's, or major component's, long term availability on the U.S. market, or in the local area, is in doubt.
- 4.2.2 Equipment must include the maximum standard manufacturer's warranty on all components, with parts and service included. All components, parts and service shall include, as a minimum, a one year unlimited mileage/hours warranty. All warranty times shall start the date the vehicle is placed in service as determined by the City, not on the delivery date. The dealer will be notified by letter of the in-service date of each vehicle by serial number. Bidder shall fully explain the warranty by attaching separate, authenticated correspondence or entering such information in the remarks section of this bid. Warranty, reliability, and replacement captive parts costs and availability shall be a consideration in award of this bid. Warranty parts and service must be available within 50 mile radius of San Antonio City Hall from and by a factory-authorized dealer (NO EXCEPTIONS). In the event that a unit purchased from a vendor requires transportation outside of Bexar County for a repair covered under warranty, that vendor shall be responsible for paying for all cost associated with the transportation to and from the warranty repair facility. If the vendor chooses to travel to inspect the unit to determine if the repair needed is covered under warranty, all expenses shall be paid for by the vendor. All warranty repairs must be completed within three (3) business days from the date equipment is delivered to the vendor unless otherwise approved by the appropriate City of San Antonio BESD Fleet Operations Manager or designate. Bidders must certify that all repairs needed after the warranty period will be available within 50 mile radius of San Antonio City Hall.
- 4.2.3 DELIVERY - All deliveries are to be made inside the City limits of San Antonio. Vendor must deliver equipment to the following address:
- City of San Antonio,
Northeast Service Center,
10303 Tool Yard, Bldg #2,
San Antonio, TX 78233
Attn: Acquisitions
- Delivery to a non-specified location will result in non-acceptance of the equipment by the City. All deliveries must be pre-arranged with a minimum 24-hour notification, NO EXCEPTIONS. Vehicles will be accepted 8:00 A.M. to 3:00 P.M. CST. Vehicles with more than 3,500 miles accumulated on the odometer will not be accepted. All vehicles are required to have a full tank(s) when delivered to City specified location.
- 4.2.4 Literature and Equipment Manuals – The supplier shall furnish (4) complete sets per vehicle type, of the following: Parts Manual, Maintenance Manual, Service Manual, and Operators Manual, or (5) CD ROM per model of all equipment, accessories, and components, or (4) USB drives, or accessible on-line through manufacturer's website. The supplier shall furnish (4) complete sets of detailed literature and specifications of each vehicle type upon contract award.

- 4.2.5 Training – The City may require operational and maintenance training for equipment. If so, training shall be provided by a qualified instructor and conducted at a designated City facility. The City will not pay any cost incurred by the successful bidder in providing training. Training shall be provided no later than 30 days after the City takes delivery and accepts the new equipment at the specified City facility. Unless otherwise specified, training shall consist of a minimum (1) eight hour day. Payment for new equipment will not be made to successful bidder until training is completed. Operator training shall be coordinated with Fleet Operations staff. For equipment requiring more complex operation the City may require job site operational training that could last multiple days to assure proper machine operation.
- 4.2.6 DEMONSTRATIONS – The City may request, from selected vendors, a demonstration of proposed equipment. The City is under no obligation to demo all products proposed by vendors. If a demonstration is required, the City's Fleet Operations Manager will contact the vendor to schedule the product demonstration. This request will be considered an integral part of the bid process. Failure to comply may result in the bid being deemed non-responsive, and therefore, not considered for award. Upon request, the vendor shall have a minimum of five (5) working days to provide and deliver the equipment to a location specified by City for the demonstration. The vendor shall make the equipment available for a minimum of five (5) working days at City's location, but not to exceed ten (10) working days.
- 4.2.7 EVALUATION – In the event that a demonstration is required, the equipment will be evaluated to determine if the unit meets the minimum bid specifications at the City's discretion.
- 4.2.8 All prices will be quoted F.O.B., designated City of San Antonio facility. All bids will be submitted in triplicate and will include complete manufacturer's specifications for each model being bid.
- 4.2.9 Units shall be equipped with OEM, or equal, warning and shut down systems for low oil pressure and or high coolant temperature at a minimum. This requirement applies to all bid line items.
- 4.2.10 The Manufacturer's Statement of Origin (MSO), Dealer Temporary license plates/tags, proper Invoice, Texas state inspection certificate, signed 130U form and **State Weight Certificate/slip (for trucks over one ton)** are required upon delivery of each vehicle. Any of these missing items will deem the vehicle delivered *Not as Specified* and will not be processed or accepted vehicle all required paperwork is completed and provided to Fleet Acquisition.
- 4.2.11 All bodies and components in this bid will be installed in accordance with the appropriate complete Vehicle Data Manual. Certification of compliance will be posted on the left door post of the vehicle. Except for manufacturer's data plates (maximum 4" x 6"), vendor or manufacturer's identifying markings (decals and plates) will not be applied to the vehicle or mounted components. Installation will be completed in compliance with Federal Motor Vehicle Department of Transportation Standards and Texas State Highway requirements. Installation of body and accessories on City furnished vehicles will be accomplished by drilling holes in the frame. Welding on or cutting of frame is **not** authorized forward of the rear spring hanger or support. Bidders will be responsible for the relocation of any truck components to facilitate installation of the body and equipment. Such relocation must be included as part of the basic bid. No dealership nameplates, markings or decals will be permitted on the vehicles.
- 4.2.12 All vehicles are to be equipped at the factory with air conditioning/Heater/defroster, (Maximum capacity cooling system offered by manufacturer), full headliner minimum OEM AM/FM radio, power steering, power ABS brakes, power and heated mirrors and manual tilt steering wheel. All vehicles offered shall have power windows and door locks. Each unit shall have a **minimum three (3) sets of keys, or keyless remotes where available.** **Convenience Features:** Vehicle shall be equipped with adjustable seats; intermittent wipers, cruise control, and LED lighting where available.
- 4.2.13 All units shall be equipped with safety equipment as required by the Federal Government. All units shall **MEET ALL SAFETY STANDARDS AND REQUIREMENTS.**
- 4.2.14 Any vehicle diesel engine being bid must conform to latest NOx EPA and GHG emission standard in effect at the time of offer. Any equipment furnished must meet all Federal and State safety requirements and must be certified as minimum Tier IV Interim emissions compliant. Tier IV shall be offered. Vendor must supply a copy of the latest Emissions Certificate of Conformity for the vehicles bid. Only engines using selective catalytic reduction (SCR) technology will be accepted.
- 4.2.15 All vehicles provided shall be equipped with OEM tinted glass.
- 4.2.16 Vehicles provided shall have a minimum of a driver's seat and one passenger seat, unless otherwise specified.

4.2.17 Exterior and Interior Color: Unless otherwise specified, each vehicle shall have a white exterior body color. Unless otherwise specified, interior coloring shall be dark grey.

4.2.18 BRAND NAMES: Manufacturer names, trade names, brand names, and product numbers used herein are for the purpose of describing and establishing tested, compatible, approved and acceptable products that are of the type and quality required by the City. The use of pre-approved brand names are not intended to limit competition; therefore the phrase "or equal" is added. For purposes of this contract, the proposed "or equal" products shall require close adherence to the established standards of performance and quality inherently derived and reasonably expected from the brand named products specified herein. The City shall be the sole judge of equality.

- | 4.3 | ITEM | QUANTITY | DESCRIPTION |
|-----|------|----------|---|
| | 1 | 1 | 10, 001- 14,000 GVW Turnkey Regular Cab 4x4 Flatbed Herbicide Truck |
- 4.3.1 ENGINE: Minimum 6 cylinder, minimum 325 HP.
- 4.3.2 GVWR: Minimum 10,001 lbs
- 4.3.3 TRANSMISSION/DRIVE: Automatic transmission with overdrive; 5 speed minimum. 4X4 design
- 4.3.4 SUSPENSION: Heaviest duty available to include heavy duty shock absorbers, independent struts with stabilization.
- 4.3.5 WHEELBASE: Minimum one hundred thirty seven inches (137"); minimum 60" cab to axle and determined by flat bed mounted.
- 4.3.6 BRAKES: Braking system, and front vented discs minimum. Rear brakes minimum drum.
- 4.3.7 TIRES & WHEELS: Unit to be equipped with all terrain off road tires. Tire pressure monitoring system required. Tires to meet or exceed minimum gross vehicle weight rating of vehicle. Single rear wheels design.
- 4.3.8 FUEL SYSTEM: Fuel tank shall hold a minimum of 35 gallons of Ultra Low Sulfur Diesel.
- 4.3.9 SEATING: Bucket or bench seating, vinyl or premium synthetic upholstery.
- 4.3.10 BODY/BED: Regular cab configuration. Unit will have cargo bed removed and a flatbed installed.
- 4.3.11 MIRRORS: OEM standard type inside. Power mirrors outside, left and right, collapsible, below eye level type. Recreational swing or telescoping type and largest size available in model offered. Remote controlled from driver.
- 4.3.12 LIGHTING: Unit to be equipped with strobe lighting at front and rear of the vehicle. Controls for the strobe lights shall be mounted under the driver side dashboard. Unit shall also be equipped with two (2) beacon lights at the rear of the bed. One (1) beacon light will rest at left on top of the lockable storage boxes and one (1) beacon light to be mounted upright following Texas Transportation Code 547.001 – 547.383 which shall be "as high as practicable on the exterior of the equipment and clearly visible from all directions".
- 4.3.13 FLATBED SPECIFICATIONS
- 4.3.14 FLATBED: Unit to be equipped with a minimum eight (8) foot diamond plate flatbed. Flatbed to be equipped with ladder steps on both sides behind cab and to be welded to headache rack. An amber light stick is to be mounted on top of headache rack. Ice cooler hangar to be equipped with tie strap to secure in place.
- 4.3.15 STORAGE COMPARTMENTS: Dual lockable storage boxes to be on the driver side of the bed. The boxes should be fold down style. Dimension shall be a minimum 36"L x 24"W x 24"H.
- 4.3.16 HERBICIDE TANKER SPECIFICATIONS
- 4.3.17 TANK: Tank to be a minimum 200 gallons and to be mounted on a skid. Tank to be heavy duty, UV and chemical resistant and agitation capable. Skid to be securely bolted on front of flatbed behind passenger side cab.

- 4.3.18 **ENGINE:** Minimum 160 CC with a minimum 1.3 gallon fuel tank; gasoline. Engine to deliver a minimum of 10 GPM. Engine to be equipped with low oil shutdown. All necessary gauges are to be equipped with whatever model provided.
- 4.3.19 **HOSE:** Hose to be a minimum ½" x 300' with retractable wheel mounted on the skid. Hose to rated at a minimum 600 PSI. Hose to come with two (2) different adaptors:
- 4.3.19.1 Lawn sprayer w/trigger lock
 - 4.3.19.2 Shower sprayer w/trigger lock
 - 4.3.19.3 Machine is to have the necessary compartments to hold attachments.
- 4.3.20 **HOSE REEL:** Hose reel to be electric and power controls located shall be at the hose reel. Hose reel to also be equipped with a manual hand crank override.

4.4	ITEM	QUANTITY	DESCRIPTION
-----	------	----------	-------------

	2	1	Brush Tub Grinder with Loader
--	---	---	-------------------------------

- 4.4.1 **GENERAL DIMENSIONS:** Maximum transport width to be maximum 8.6". Total operational length to be a maximum 72' feet. Weight not to exceed 100,000-lbs. and total height not to exceed 22-feet. Must be able to transport with appropriate permits.
- 4.4.2 **ENGINE:** The engine will be a liquid cooled, minimum Tier 4, Interim, , turbo-charged and air-to-air charge after cooled, producing a minimum 530 Gross HP. The engine compartment will be enclosed and have access on both sides with vandal-proof locks. An engine protection system will be included to protect against high engine temperature or low oil pressure.
- 4.4.3 **FUEL CAPACITY:** Unit shall hold a minimum of 190 gallons; Diesel. Tank to have capacity for the unit to run minimum of 8-hours at full load, equipped with filter breather, mechanical and electrical gauge.
- 4.4.4 **HYDRAULIC SYSTEM:** The hydraulic tank shall have full flow return filtration, plugged filter indicator on control panel, filter breather, sight gauge, high temperature switch and vandal lock cap. The tank shall hold a minimum 90 gallons.
- 4.4.5 **ELECTRICAL SYSTEM:** The electrical system will be a 24-volt, negative ground system with manufacturers rated amperage output. All electrical circuits will have circuit breaker fuse protection. The unit will be equipped with an electrical battery disconnect and breaker. The grinder shall be equipped with a full function operator's station with remote control capability.
- 4.4.6 **FEED SYSTEM:** Tub is to be a minimum tub table thickness of .4" and to be type T1 Steel. The inside diameter of the tub is to be a minimum 7.8". The depth of the tub is to be a minimum 5' with a wall thickness of .3". The loading height to be a minimum of 10.7'. Feed system must have an open loop drive motor with a tub speed of 10 rpm.
- 4.4.7 **CLUTCH/TRANSMISSION:** The grinder shall be equipped with a hydraulic transmission providing gear reduction to the mill. Unit will have a minimum 20 gallon fluid capacity. Push button clutch engagement/disengagement control shall be located at the control panel.
- 4.4.8 **INSTRUMENTS:** The instrument panels will have a lockable, vandal resistant enclosure safely located from all moving parts. All controls and instruments will be plainly marked and labeled. There will be a swing out dash panel that controls all grinder functions and for maintenance and inspection. The unit will be equipped with the following:
- 4.4.8.1 Fuel Gauge
 - 4.4.8.2 Ignition Switch
 - 4.4.8.3 Engine Stop Button
 - 4.4.8.4 Battery Disconnect
 - 4.4.8.5 Fan pressure
 - 4.4.8.6 Auxiliary pressure
 - 4.4.8.7 Discharge Conveyor pressure
 - 4.4.8.8 Clutch pressure
 - 4.4.8.9 Loader pressure

4.4.8.10 Hour Meter

4.4.9 **LOADER:** Unit to have a 27' loader reach. The cab rotation shall be a minimum 340 degrees. The loader lift capacity at full reach to be a minimum 3250 lbs. Grapple type to be high capacity multi-tine with a minimum weight of 1,000. Control area to be an enclosed cab with AC/Heating and shall have a front intrusion guard. Guard to be a minimum 3/4" diameter rods welded wire mesh.

4.4.10 **DELETED:**

4.4.11 **DISCHARGE CONVEYOR:** Discharge conveyor belt shall be a minimum 26" inches wide. Discharge height shall be a minimum 12' feet and discharge length shall be a minimum of 10' feet. The belt discharge conveyor shall be able to fold over the top of tub for transport. Magnetic end roller on underside of discharge conveyor with metal catch tray to catch discarded metal and sectioned for ease of repair.

4.4.12 **SCREENS:** Two sets of 47"x29"x3/4" reversible screens shall be provided; industry standard style and mesh acceptable. Screens shall be constructed of a minimum thickness of 3/4-inches A/R 400 steel. Screens shall be constructed so that they can be removed without unbolting or removing welds.

4.4.13 **HAMMERMILL:** The hammermill shall be of open mill box design using hardened hammers. Seven (7) hammers and fourteen (14) cutters will deliver a minimum tip speed of 2250 rpm.

4.4.14 **TRAILER:** Trailer shall be a heavy-duty, multiple axles, all steel construction and rated at not less than manufactures GVWR. Premium, self-sealing (Deutsch or equal) connectors must be used for all electrical connections. All wire passing through bulkheads and partitions shall have a rubber grommet for chafe protection. The trailer shall conform to all federal and state regulations. A seven-pole light connector will be wired according to ATA code. Air compressor mounted to trailer to be a minimum, 29-CFM @ 175 psi. Fenders are to be steel and are to allow for tire service when trailer is fully loaded. Each fender shall have a rear-facing mud flap. The trailer shall have a storage rack for extra screens and a lockable toolbox. There shall be full air trailer brakes. The system shall comply with Federal Motor Vehicle Safety. Aluminum plate glad hands shall be mounted to the front of the machine. The emergency brake will be red and the service brake will be blue.

4.5	ITEM	QUANTITY	DESCRIPTION
-----	------	----------	-------------

3	1	Pneumatic, Tired Roller
---	---	-------------------------

4.5.1 **ENGINE:** Diesel, minimum 4 cylinder, minimum 74 horsepower, water cooled, 12 or 24 volt cranking/charging system. Two-stage air cleaner system with service indicator and vacuator valve. Full flow oil filter with spin on replacement. Engine neutral safety interlock. Engine & hydraulic cooling to allow work in high ambient temps. Fill points to allow ease of filling and daily fluid checks. Unit offered shall meet current EPA minimum Tier IV Interim exhaust emission standard.

4.5.2 **TRANSMISSION:** Hydrostatic drive with wheel motors mounted directly to the drive wheels, a single electric displacement control lever to control direction, speed and braking. NO CHAIN

4.5.3 **DRIVES.** Ground speed to be a minimum 7 mph.

4.5.3 **BRAKES:** Service braking to be dynamic through the hydrostatic transmission. Parking brake to be spring applied, hydraulically released or foot applied brake. Parking brake interlock to be wired into the hydrostatic control so no propel torque is applied when the brake switch is on.

4.5.4 **WHEELS:** Rollers to have minimum eight (8) or seven (7) wheels, minimum four (4) or three (3) on the front and minimum four (4) on the rear. The four (4) on the rear are to be drive wheels. All wheels to oscillate, individually or in pairs. Rollers to be equipped with 12 ply compactor tires or greater

4.5.5 **CONTROLS:** Full hydraulic powered articulated frame steering through orbital control. The operator's compartment will have a single or dual operating station swivel seat with minimum 180 degree rotation or non-rotating sliding seat to allow driver to have more visibility.

4.5.6 **INSTRUMENTATION:** To be equipped with an instrument panel with the following gauges or warning lights; fuel level, hours of operation, engine speed, oil pressure, water temperature and volt meter. A dual or single hydraulic sight level and temperature gauge. Vandal cover for the instrument panel and all accessible fluid tanks.

- 4.5.7 **SPRINKLER SYSTEM:** To be equipped with a minimum 100 gallon water tank with spray nozzles and mats for each individual tire. Tank will be equipped with a 70 mesh filler screen and 100 mesh in line filter. The water system to turn on automatically when the roller is placed in motion and turn off when stopped. Sprinkler system to be equipped with an on/off switch to turn off water during equipment transport.
- 4.5.8 **BALLAST COMPARTMENTS:** Unit to have minimum of two (2) ballast compartments or a removable steel weight system. Weights or ballast compartment must be sufficient to provide a minimum of 24,000 lb. roller operating weight.
- 4.5.9 **ACCESSORIES:** Unit to be equipped with ROPS and FOPS with a sun shade. Seat belt, back up alarm, LED where available strobe light, tail lights (2), work lights (2 front, 2 rear), directional lights (2 front, 2 rear).
- 4.5.10 **SAFETY:** Designed to accommodate chains for safe loading and hauling.

4.6	ITEM	QUANTITY	DESCRIPTION
	4	1	19,501-26,000 GVW Utility Bed Crane Truck

- 4.6.1 **ENGINE:** Diesel, Minimum 6 cylinder, minimum 260 HP, 620 lbs of torque.
- 4.6.2 **GVWR:** Not to exceed 26,000 lbs.
- 4.6.3 **TRANSMISSION/ DRIVE:** Allison 3000 RDS or proven equivalent with submitted literature identifying clutch material greater than 190 sq.in., 6 clutch plates minimum, and shaft greater than 1.60 in. diameter.
- 4.6.4 **DIMENSION:** Regular Cab configuration. Cab to axle minimum 84". Dual rear wheels.
- 4.6.5 **BRAKES:** Full air disc brake with dust shields and ABS brake control system. Brakes to be the maximum O.E.M size offered of disc brakes front and rear. Air disc brake internal adjuster's front and rear. Minimum 13 CFM compressor, Midland Pure Air Plus Dryer Model DA33100 or equal with automatic drain valves Model KN24000 or equal on all tanks. Spring set parking brakes on rear axle. Female coupling ½" Milton M Type or approved equal to air tanks.
- 4.6.6 **REAR AXLE:** Minimum 15,000 lbs., single speed, ratio geared to attain 65 mph +/-2 mph, equipped with hub piloted steel hubs, out-board mount type brake drums.
- 4.6.7 **AXLE:** Minimum 7,500 lbs., equipped with hub piloted steel hubs, out-board mount type brake drums with front wheel visible caps bearing oiler. Front shock absorbers to be heaviest duty available for specified axle.
- 4.6.8 **SUSPENSION:** Equipped with manufacturer's heavy duty suspension applicable to axle ratings and overall gross vehicle weight
- 4.6.9 **WHEELS & TIRES:** Dual rear wheel, 11R 22.5 minimum load range G, tubeless steel belted radial tires. Front tires conventional tread. Rear tires to be all position thread design. Loose wheel stud/lug indicators, shall be installed on all wheels.
- 4.6.10 **DELETED:**
- 4.6.11 **FUEL SYSTEM:** To be equipped with under cab minimum 50 gallon left or right hand tank. Fuel filtration system to include primary and secondary type fuel filters with an automatic water separator.
- 4.6.12 **STEERING:** Integral power steering.
- 4.6.13 **FRAME:** Minimum 1,400,000 RBM, full re-enforced "C" channel heat treated 120,000 PSI steel.
- 4.6.14 **EXHAUST SYSTEM:** Muffler and exhaust system to be horizontally mounted.
- 4.6.15 **UNIT TO BE EQUIPPED WITH THE FOLLOWING ADDITIONAL EQUIPMENT:**
 - 4.6.15.1 Minimum one (1) electrical and one (1) air horns.

- 4.6.15.2 Turn indicators, front and rear, stop and tail lights.
- 4.6.15.3 Tachometer.
- 4.6.15.4 Adjustable steering column.
- 4.6.15.5 USB Power Port
- 4.6.15.6 Water temperature, oil pressure and volt or amp gauges.
- 4.6.15.7 DOT reflector flare kit.
- 4.6.15.8 Electronic back up alarm.
- 4.6.15.9 5 lb. fire extinguisher.
- 4.6.15.10 Fixed interval wiper control with windshield washer.
- 4.6.15.11 Minimum four (4) factory installed upfitter switches.
- 4.6.15.12 Unit shall have bright orange seat belts installed.

4.6.16 UTILITY BODY SPECIFICATIONS

4.6.17 MATERIAL: Minimum 12 gauge steel construction, fully undercoated.

4.6.18 BODY LENGTH: One hundred thirty two inches (132") approximately.

4.6.19 BODY WIDTH: Ninety four inches (94") approximately.

4.6.20 FLOOR WIDTH: Fifty inches (50") approximately.

4.6.21 HEIGHT: Forty four inches (44") approximately.

4.6.22 COMPARTMENTS: Curb side front compartment to be raised compartment to fit gas bottles for welding. Compartment shall have gas bottle holders. Street side front compartment to have roll-out tool box tray and one adjustable removable shelf with a minimum of six (6) dividers. Right and left horizontal compartment to have a reinforced shelf, each with a minimum of ten (10) adjustable dividers for each side. Horizontal compartments to be minimum 20" deep, 59" to 68" long and a minimum of 17" high with heavy duty chain supports. Rear doors to be half or full size when horizontal compartment extends through rear door. Lower rear compartment must have one (1) adjustable removable shelf with a minimum of four (4) adjustable dividers. All doors to be weather-sealed and positive horizontal door holders. Master locking system must be used for all compartments.

4.6.23 CRANE: Body must be crane reinforced to accommodate up to 1000 lb crane. Crane must have a minimum lifting capacity minimum of 6,000 lbs. Crane boom must extend with power assist up to 12' ft. minimum and manually up to 16' ft. minimum. Crane must have 360 degree power rotation. Crane must have automatic overload protection. Unit must contain heavy duty adjustable crane boom support. Battery box shall be mounted at the rear of bed close to the crane.

4.6.24 OUTRIGGERS: Unit must contain one rear set of outriggers that are manually operated.

4.6.25 BUMPER: Heavy duty, plain tread plate with a 12" inch raised mount. Bolted to the mount will be a Wilton 6" inch vise with replaceable jaws. Bumper must accommodate outriggers. Water cask bracket shall be installed street side of the service body.

4.6.26 LIGHTS: Must have State required lighting system. Rear brake, parking, turn signal, and backup lights to be mounted in highest possible location and must be high intensity LED type lighting. Must have one set (2 each) of rear work lights mounted on each side of the body facing rear-ward. Must have two (2) 4" inch round amber strobe lights mounted above or next to brake, parking and turn signal lights. All Whelen lights must be wired to up fitter switches located in cab of truck. Amber strobe light shall be installed on a mast mount attached to the street side of the headache rack or service body and wired to up fitter switches in cab of truck. Unit to be equipped with an Arrow Light Bar.

4.6.27 WELDER: ARC welder to be mounted on street side box most forward position of service body. Welder to meet the following specifications:

- 4.6.27.1 50' ground lead cable and 75' hot lead cable.
- 4.6.27.2 Rated output: minimum 225A AC/25V/100% minimum 225A DC/25V/ 100%
- 4.6.27.3 Output Range: minimum 50-225A AC/DC
- 4.6.27.4 Generator Output: Minimum 10,000 watts peak, 9000 watts continuous
- 4.6.27.5 Engine: Kohler OHV Command CH730; or equivalent.
- 4.6.27.6 HP and Speed: minimum 23 HP with a weld speed of 3600 RPM.

- 4.6.27.7 Fuel: minimum 2 gallon tank; gasoline
 4.6.27.8 Weight: not to exceed 620 lbs.

4.6.28 AIR COMPRESSOR: Model *Ingersoll-Rand 2475F13GH (or equivalent)* to be mounted in most forward position of service body floor; behind the cab. Air compressor to be two stage gasoline engine, minimum 13 horsepower, 12 volt cranking system with air capacity minimum of 30 gallons. 175 PSI tank mounted vertical in bed with outlet piping to rear and air/water separator. Air Compressor to be plumed as to supply air to a fifty (50') ft/ ¾" hose reel located on street side box most rear position of the service body.

4.6.29 LUBE CONTAINER BRACKETS: Service body floor to contain brackets and supports to accommodate five (5), five gallon The five (5) Jerry Can containers that will hold various fluids shall be are to be mounted in a row along the right inside portion of the bed. Dimensions will be approximately 14" wide X 7" deep X 18 3/4" High.

4.7	ITEM	QUANTITY	DESCRIPTION
	5	1	19,501-26,000 GVW Utility Bed Crane Truck
4.7.1	ENGINE: Diesel, Minimum 6 cylinder and a minimum 260 net HP with a minimum 620 torque.		
4.7.2	GVWR: Not to exceed 26,000 lbs.		
4.7.3	TRANSMISSION: Allison 3000 RDS or proven equivalent with submitted literature identifying clutch material greater than 190 sq.in., 6 clutch plates minimum, and shaft greater than 1.60 in. diameter.		
4.7.4	DIMENSION: Regular Cab configuration. Cab to axle minimum 84".		
4.7.5	REAR AXLE: Minimum 15,000lbs.		
4.7.6	FRONT AXLE: Minimum 7,500 lbs.		
4.7.7	WHEELS & TIRES: 11R 22.5 minimum load range G, tubeless steel belted radial tires. Front tires conventional tread. Loose wheel stud/lug indicators, shall be installed on all wheels.		
4.7.8	BRAKES: Full air, S-cam type, manufacturer's heavy duty brake shoes, spring set parking brakes. Front and rear automatic slack adjusters. Gear or belt driven brakes per OEM design. Minimum 13 CFM compressors with automatic drain valves. Spring set parking brakes on both rear axles. All brake drums to be cast iron. Quick connect couplings to be located in a protected area near the front bumper. Couplings will not be mounted to the bumper.		
4.7.9	FUEL SYSTEM: One fuel tank mounted on either right or left side under cab, minimum 50 gallon capacity. Fuel filtration system to include primary and secondary type fuel filter(s).		
4.7.10	FRAME: Minimum 1,400,000 RBM, full re-enforced "C" channel heat treated 120,000 PSI steel.		
4.7.11	EXHAUST SYSTEM: Muffler, vertical exhaust tailpipe, heat cover, rain cap or turnout, to be mounted to allow full utilization of specified cab-to-axle length.		
4.7.12	LIGHTING: Lights to have a minimum of four (4) clearance, two (2) tail, stop and turn, three (3) cluster lights shock mounted, two (2) amber reflectors, four (4) red reflectors and all required lights for State Inspection requirements.		
4.7.13	TOW HOOKS: Two (2) front tow hooks installed on frame and strengthened sufficiently to pull truck.		
4.7.14	UNIT TO BE EQUIPPED WITH THE FOLLOWING ADDITIONAL EQUIPMENT:		
	4.7.14.1	One (1) electric horn and One (1) air horn	
	4.7.14.2	Driver seat to be Air Ride.	
	4.7.14.3	Integral power steering.	
	4.7.14.4	Turn indicators, front and rear, stop and tail lights.	
	4.7.14.5	Tachometer.	
	4.7.14.6	Adjustable steering column.	
	4.7.14.7	USB Power port.	

4.7.14.8	Water temperature, oil pressure, tachometer and volt or amp gauges.
4.7.14.9	DOT reflector flare kit.
4.7.14.10	Back up alarm.
4.7.14.11	Minimum AM/FM radio.
4.7.14.12	5 lb. fire extinguisher, In Cab
4.7.14.13	Fixed interval wiper control with windshield washer.
4.7.14.14	Tinted glass.

- 4.7.15 **SPECIFICATIONS:** Flatbed with 6,000 lb Crane, Storage Compartments, Air Compressor, and Welder
- 4.7.16 **LENGTH:** Minimum of 120"
- 4.7.17 **WIDTH:** Minimum of 96"
- 4.7.18 **HEIGHT:** Minimum of 48"
- 4.7.19 **COMPARTMENTS:** Unit to be equipped with two (2) lockable storage compartments at front of flatbed against the cab. The dimensions of each compartment are to be a minimum 24" deep x 24" long x 24" high Two (2) separate lockable compartments are to be mounted on each side underneath the front of the flatbed towards the cab. Each compartment is to be 24" deep x 24" long x 24" height. Key must operate all locks.
- 4.7.20 **BODY:** Diamond plated flatbed with sockets for stakes. Bed to be equipped with a steel mesh cab protector. Cab protector to be OEM White. Right rear corner must be braced for 6,000 lb. crane mount. Rear corners must be reinforced for quick detach out rigger jacks, two (2) each to be included with package. Units must have mud flaps for dual wheels. Suspension of truck must be sufficient to assure truck is level after body and crane components have been installed. Body to be OEM Black. Manual out and crank down outriggers, spring retractable legs. Flatbed to be equipped with removable flat metal stakes; non fence-like. Stakes are to be a minimum of 12" in height no higher than 18". Each stake is to be interlocking.
- 4.7.21 **REAR BUMPER:** Step type, heavy duty, minimum 12 gauge safety walk plate steel, recessed for trailer ball. Tailgate stops are required on rear bumper. The stops must keep the tailgate level with the body floor when in the down position. A rear stirrup style step to be minimum 10" wide to be installed approximately 18" from right rear corner of bumper. Two (2) additional stirrup steps are to be equipped and installed with ladder rails to assist climbing on rear of unit. A 6" vice mounting plate to be installed on the right rear of bumper. **TOWING ATTACHMENTS:** Rear of truck/body will be properly braced for installation of a 30,000lb minimum capacity pintle hook, swivel-type with spring cushion, Holland T-125A or equivalent, flush with rear end of vehicle approx 39" from ground level to lower inside of eye. Mounting to be structurally sound and capable of accepting a 6,000lb vertical load. Pintle eye dimension capacity to be 2-3/8" to 3" with 1-1/4" to 1-5/8" diameter section. A receiver hitch for ball hitch towing will be installed below pintle hook/hitch configuration. Receiver hitch will come equipped with an insert, pin, and 2 1/4" ball assembled.
- 4.7.22 **LIGHTS:** F.S.S. light kit for body, 96" wide; directional signals, back up lights and back up alarm, two (2) polished S.S., two (2) amber strobe lights, all recessed into body and wired on truck system.
- 4.7.23 **CRANE :** Minimum 6,000 lb. (at 6') capacity crane to be used with 12 volt D.C. battery system. Boom must be capable of power rotating through 360 degrees. Boom length to be ten feet (10') maximum when retracted and be power extendable to at least sixteen feet (16') with manual extension to twenty feet (20'). Boom up and down operation, cable hoist, swing and elevation must be controlled by a single electric remote pendant (minimum 24') control. A boom support for travel is required. A positive boom swing brake is required to secure unit at intermittent points of travel. Boom capacity at maximum reach to be minimum 1800 lbs. (horizontal). Unit must have a load limit sensor. Unit to include cable of sufficient length to fill drum to full capacity and supplied with minimum two (2) part traveling block and hook. Crane to be installed on right rear of utility body. Acceptable Model – Auto Crane 6006-EH, or most current equal model.
- 4.7.24 **AIR COMPRESSOR:** Air compressor to be two stage gasoline engine, minimum 13 horsepower, 12 volt cranking system with air capacity minimum of 30 gallons, mounting location behind the cab. 175 PSI Tank mounted vertical in bed with outlet piping to rear and air/water separator. On/off switch, choke and any air compressor controls to be mounted on right front (curb side) of vertical compartment.
- 4.7.25 **WELDER:** ARC welder to be mounted on street side box most forward position of service body. Welder to meet the following specifications:

- 4.7.25.1 50' ground lead cable and 75' hot lead cable.
- 4.7.25.2 Rated output: minimum 225A AC/25V/100% 225A DC/25V/ 100%
- 4.7.25.3 Output Range: minimum 50-225A AC/DC
- 4.7.25.4 Generator Output: Minimum 10,000 watts peak, 9000 watts continuous
- 4.7.25.5 Engine: Kohler OHV Command CH730; or equivalent.
- 4.7.25.6 HP and Speed: minimum 23 HP with a weld speed of 3600 RPM.
- 4.7.25.7 Fuel: minimum 2 gallon tank; gasoline
- 4.7.25.8 Weight: not to exceed 620 lbs.

4.7.26 ACCESSORIES: Amber beacon light to be mounted on a pedestal in front of body bed. Pedestal to be fabricated of minimum 1" angle iron and 3/16" steel base plate. Base of light must be flush with top of cab. A fire extinguisher bracket to be mounted near left front compartment and to be easily accessible for the driver to grab. The bracket will secure a twenty (20) pound ABC fire extinguisher, mounting bracket to sit on bottom of compartment and be secured with minimum quarter inch (1/4") plate reinforcement. Battery box to be mounted in the right side of bed at the rear, box to be minimum 12 gauge steel and eighteen inches (18") by sixteen inches (16") by eleven inches (11"), capable of housing two (2) GP-27 batteries. Access through side of box for wiring of air compressor, crane and welder is required, and must be weather tight. Battery box cover to overlap side of box a minimum of one half inch (1/2") to prevent water entrance and allow for cover hold down brackets.

4.7.27 SAFETY: Amber colored strobe lights to be installed in all four corners (front grill of chassis and rear light assemblies) of truck. All strobes to be wired to a factory type or toggle switch located in cab.

4.8	ITEM	QUANTITY	DESCRIPTION
-----	------	----------	-------------

6	1	19,501 to 26,000 GVW Chipper Truck
---	---	------------------------------------

4.8.1 CAB: Standard cab with running boards, tilt hood and fenders. Left and right hand cab grab handles. Doors to have armrests. Units to be factory equipped with installed OEM air conditioner, integral heater, defroster units, cab headliner, standard left and right side sun visor, standard left and right outside mirrors, West Coast type spring loaded retractable heavy duty 6" x 16" painted, split focus type (approximately 2/3 flat area, 1/3 adjustable convex) mirrors, and manufacturer's standard AM/FM radio. Heavy-duty vinyl split bench seat for driver and two passengers. Driver seat to be reclining with high back and passenger seating to be a 2 man bench type.

4.8.2 ENGINE: Diesel, minimum 260 net horsepower rated at manufacturers recommended RPM, producing a minimum of 620 ft. lb. of gross torque, with gear ratio to attain 65 mph +/- 2 mph at full engine governed RPM. Engines to be equipped with OEM or equal shut down control on high water temperature and low oil pressure. Electronic engine controls must have all necessary components and wiring to allow for complete operation of a power take off at a pre-determined RPM using an in-cab control (must be load sensitive).

4.8.3 TRANSMISSION: Allison 3000 RDS or proven equivalent with submitted literature identifying clutch material greater than 190 sq.in., 6 clutch plates minimum, and shaft greater than 1.60 in. diameter..

4.8.4 GVWR: Not to exceed 26,000 lbs

4.8.5 REAR AXLE: Minimum 17,500 lbs., single speeds, ratio geared to attain 65 mph +/-2 mph, equipped with hub piloted steel hubs, out- board mount type brake drums. Stemco or equal oil rear seals.

4.8.6 FRONT AXLE: Minimum 8,500 lbs. equipped with hub piloted steel hubs, outboard mount type brake drums with Stemco or equal front wheel visible cap bearing oiler. Front shock absorbers to be heaviest duty available for specified axle

4.8.7 SUSPENSION: Equipped with manufacturer's heavy duty suspension applicable to axle ratings and overall gross vehicle weight

4.8.8 WHEELS AND TIRES: Wheels to be 10 hole hub piloted steel disk wheel, minimum 11R22.5, steel belted tubeless radials, minimum load range G tires. Front tires to be conventional tread. Rear dual wheel application to be on --off, self-cleaning, lug design. Loose wheel stud/lug indicators, shall be installed on all wheels.

- 4.8.9 **BRAKES:** Full air, S-cam service brakes. Front and rear Rockwell or equal, automatic slack adjusters. Minimum 13 CFM compressor, Midland Pure Air Plus Dryer Model DA33100 or equal with automatic drain valves Model KN24,000 or equal on all tanks and pull chains accessible from the side of the truck. Spring set parking brakes. All brake drums to be cast iron. Brake linings to be non-asbestos. Quick connect couplings to be located in a protected area near the front bumper. Male coupling ½" to air tanks, female coupling ½" to the air valve. Equipped with glad hands suitable for ABS brakes.
- 4.8.10 **FRAME:** Minimum 1,400,000 RBM, full re-enforced "C" channel heat treated 120,000 PSI steel. Two (2) front tow hooks installed on frame and strengthened sufficiently to lift, pull, and tow truck.
- 4.8.11 **FUEL SYSTEM:** To be equipped with under cab minimum 45 gallon left or right hand tanks. Tank to be step type or frame type not to extend more than 20" behind cab. Fuel filtration system to include primary and secondary type fuel filters with automatic water separator. Diesel Exhaust Fluid (DEF) Gauge inside of the cab.
- 4.8.12 **COOLING SYSTEM:** Largest capacity radiator with automatic viscous fan. Coolant conditioner spin-on element
- 4.8.13 **TRUCK TO BE EQUIPPED WITH THE FOLLOWING ADDITIONAL EQUIPMENT:**
- 4.8.13.1 Minimum one (1) electrical and one (1) air horn
 - 4.8.13.2 Integral power steering.
 - 4.8.13.3 Turn indicators, front and rear, stop and tail lights.
 - 4.8.13.4 Windshield washers and variable speed wipers.
 - 4.8.13.5 Tachometer.
 - 4.8.13.6 Adjustable steering column/seating.
 - 4.8.13.7 USB power port.
 - 4.8.13.8 Water temperature, oil pressure, tachometer and volt or amp gauges.
 - 4.8.13.9 DOT reflector flare kit.
 - 4.8.13.10 Back up alarm.
 - 4.8.13.11 Minimum AM/FM radio.
 - 4.8.13.12 5 lb. fire extinguisher.
 - 4.8.13.13 Tinted glass.
- 4.8.14 **ELECTRICAL:** Minimum 130 amp alternator. Alternator to be equipped with a spare (unused) external type starter terminal for electronic speed control.
- 4.8.15 **EXHAUST SYSTEM:** Muffler with horizontal exhaust tailpipe.
- 4.8.16 **MUD FLAPS:** Mud flaps manufactured of a rubber base material are to be installed on both sides of vehicle, front and rear of rear tires. Front mud flaps to have anti-sail device. Mud flaps to be minimum one point five (1.5) pounds per square foot and plain black without identifying markings.
- 4.8.17 **CONVENIENCE FEATURES:** Adjustable steering seats; intermittent wipers. AM/FM radio; cruise control.
- 4.8.18 **SEATING:** Vinyl or premium synthetic upholstery. Air ride driver seat with a two man bench passenger seat.
- 4.8.19 **SAFETY:** Amber colored strobe lights to be installed in all four corners (front grill of chassis and rear light assemblies) of truck. All strobes to be wired to a factory type or toggle switch located in cab.
- 4.8.20 **EXTERIOR AND INTERIOR COLOR:** Each vehicle shall have a white exterior body color. Interior coloring shall be dark grey.
- 4.8.21 **MISCELLANEOUS:**
- 4.8.21.1 Must be equipped with a bracket at the front and rear of vehicle to store safety cones.
 - 4.8.21.2 Include an LED arrow stick, Whelen TACF85LH or approved equal directing traffic left, right or both be mounted on the rear of the vehicle in line of approaching traffic from the rear. Controls shall be mounted inside of the truck cab.
 - 4.8.21.3 Four (4) white LED work lights wired to a factory type switch.
 - 4.8.21.4 The switch is to be located inside of cab. Unit must be equipped with two (2) locking storage boxes, mounted behind the cab of truck, under the bed for the storage of equipment

- 4.8.22 CHIPPER CATCH BODY/BOX:
- 4.8.23 BODY: Length minimum 14 ft and width minimum of 8 feet
- 4.8.24 FLOOR: Minimum 3" structural channel cross members with minimum 5" run sills. Floor to be minimum 10 gauge galvanized, or proven equal. Two (2) 7" X 1/4" formed channel on rear of floor and will also be used for upright support posts. Two (2) minimum 7 gauge corner gusset plates with light pockets. One (1) 4" X 4" X 1/4" rear support tube. 12" high, minimum 12 gauge formed light box with light pockets and license plate recess.
- 4.8.25 SIDE PANEL: Minimum 12 gauge galvanized, or proven equal, with 5" formed radius at top.
- 4.8.26 TOP PANEL: Minimum 14 gauge galvanized, or proven equal, with latitudinal ribs with formed roof top rib vents.
- 4.8.27 FRONT PANEL: Minimum 12 gauge galvanized, or proven equal, flat panel with formed seams.
- 4.8.28 TAILGATE: Minimum 16 gauge, double paneled maximum 30" high with two (2) 4" long heavy duty welded hinges, minimum 3/4" hardened bolt pins and sleeves with grease zerk fittings. Must have positive close latch system, right hand swing minimum 270 degree with hold open retainer. Scissor type dumping mechanism with control inside of cab.
- 4.8.29 COMPARTMENTATION: Ladder box with pruner shelf inside chip box on street side with all components constructed of minimum 12 gauge galvanized, or proven equal. Flat rear access door with offset / strap hinges and ergonomic T-handle latch. Inside box dimensions are 17-1/2" wide X 26" X full body length.
- 4.8.30 TOW PACKAGE: ICC underside protection is required. Minimum 6" structural channel with two (2) minimum 8" X 1/4" formed side channel welded to chassis frame at a 45 degree angle. Two (2) towing rings with 2-1/4" inside diameter, and a six (6) prong trailer connector. All wires are to be harnessed in automotive type plastic loom completely enclosed. A T-60 swivel pintle tow eye will be installed.
- 4.8.31 LIGHTING: Seven (7) 2-1/2" Truck-Lite # 10205R, or equal side marker clearance lights. Four (4) 4" Truck-Lite # 40202R, or equal stop, tail and turn lights. Two (2) 4" Truck-Lite # 40204, or equal back up lights. One (1) Arrow # 449-00, or equal license plate light. Two (2) 2-1/2" Truck-Lite # 302004, or equal front marker clearance lights. All reflectors and lighting required for Federal, State and Local laws. Two (2) strobe lights with brush guards must be installed on the street side in the front and rear of body. These strobe lights are to be wired for key on operation (no switch control).
- 4.8.32 ADDITIONAL EQUIPMENT: Back up alarm, electric brake controller and two (2) rubber wheel chocks with holders, 8" X 7" X 10". Unit will be equipped with plain black mud flaps, and anti-sail devices where needed.
- 4.8.33 PAINTING: The body must be cleaned with a high temperature, high pressure chemical solution, and primed with a high grade automotive primer. The finish coat will be of a high quality automotive white enamel paint. The inside of the body will be treated with Coal Tar Epoxy, or equal. The underside of floor, tool boxes, and wheel wells must be under coated.
- 4.8.34 HYDRAULIC CATCH BODY/ BOX DUMP: Hoist shall be heavy duty, double lift arm hoist, Galion U850HD, Perfection 825, or proven equal, conforming to the most current National Truck Equipment Association's (N.T.E.A.) criteria for Class 50 lifting capacity. Hoist to be type V, underbody hoist, as defined in the N.T.E.A. second edition, Dump Body Hoist Chart. Fifty degree (50 degree) dump angle +/-2 degrees, with truck chassis frame tapered at rear to form a positive stop with rails of dump box (a full mating surface is required) at maximum dump angle. NO OTHER STOP IS ACCEPTABLE. Hydraulic pump to be close couple direct mount to power take off. Pump to be Chelsea DPH25, Munci D2XL27-2BPRL (minimum 19 GPM at 1,000 RPM) or equal, air controlled with feathering valve. Hydraulic system to include in-line hydraulic filter. Power take off to be Chelsea 445XSES, Muncie TG6S Powerflex or equal, with air shift controls. Pump and P.T.O. controls to be firmly mounted on vehicle dash board easily accessible from driver's position. Cable or rod operated controls are not acceptable. Units will be provided with safety limit equipment designed to stop the dump body at its maximum dump angle. Safety limit equipment to include a flexible wand type switch, Micro BZE6-2RN18-8631, and an air solenoid valve rated at not less than 125 PSI, Humphrey 062E-3-11-20-35, no exceptions. Hoist installation must provide for use of the entire cylinder stroke when reaching maximum dump angle. The only acceptable substitute to the above requirement for a flexible wand type switch and air solenoid valve will be for a system designed with an internal bypass stroke limit system, Perfection Dump Hoist Design or proven equal. Hoist assemblies with the tie rod design for cylinder construction are not acceptable.

- | 4.9 | ITEM | QUANTITY | DESCRIPTION |
|----------|--|----------|-----------------------------|
| | 7 | 2 | 4x4 Utility Tractors |
| 4.9.1 | ENGINE: Minimum Tier 4i / 4.5L with a PTO to be 85 or greater. | | |
| 4.9.2 | GVWR: Minimum 9,000 lbs. | | |
| 4.9.3 | HORSEPOWER: 95 HP or greater. | | |
| 4.9.4 | DRIVETRAIN/TRANSMISSION: 4x4 drive. Transmission, synchronize shuttle with a minimum of eight (8) forward and eight (8) reverse speeds. | | |
| 4.9.5 | FUEL/ CAPACITY: Diesel, minimum 25 gallons. | | |
| 4.9.6 | ALTERNATOR AMPS: 80 amps or greater. | | |
| 4.9.7 | HITCH: Minimum 3-Point; Category II. Pintle hook must be capable to attach to Item 8. Hitch electrical system must link to controls inside tractor in order for operator to activate/deactivate sprinkler system while inside the cab. Awarded Bidder of this item is to work directly with Awarded Bidder of Item 8 to ensure proper connections are provided and work collectively prior to delivery. | | |
| 4.9.8 | TIRES: Front and rear tires are to be 4x4 design. Heavy duty all terrain design; Nokian or equal. | | |
| 4.9.9 | MIRRORS: Mirrors must be break-a-way type and to be part standard and part convex. | | |
| 4.9.10 | INSTRUMENTS, GAUGES, AND LIGHTING: Tachometer, hour meter, fuel gauge, engine coolant temperature gauge, oil pressure warning indicator/gauge, alternator charging indicator/gauge, air cleaner indicator, panorama windshield. Two (2) headlights, tail lights, 4- way flash stop lights, turn signals and license plate bracket with illumination. Two (2) LED in front, facing forward and two (2) LED lights in rear, facing backwards. | | |
| 4.9.11 | EXHAUST: No greater than 2.5" off the cab roof. Exhaust to be reinforced with plant support. | | |
| 4.9.12 | LIFT CAPACITY: Minimum 4,500 lift capacity. | | |
| 4.9.13 | ADDITIONAL ITEMS: Seat belts color bright orange, slow moving vehicle emblem attached to left rear. ROPS cab with air conditioner (roof mounted not acceptable, all windows to be OEM tinted with safety glass. Windshield wiper/ Washer front only, deluxe suspension seat, locking fuel cap. Additional storage compartments, front & rear roller blind, inner rear view mirror. Minimum of 4 removable 50 lbs front weights to allow safe driving at all speeds; fuel tank (skid plate/guard) protection is required. Safety start type key ignition. Back-up alarm installed. Locking hood and battery disconnect switch installed inside cab. | | |
| 4.9.14 | Optional protective cage: | | |
| 4.9.14.1 | The rear window shall have a metal cage mounted for protection, from breakage from debris. | | |

4.10	ITEM	QUANTITY	DESCRIPTION
	8	2	2,000 Gallon Trailer Mounted Water Tanker

- | | | | |
|--------|--|----------------|----------------------------|
| 4.10.1 | CONSTRUCTION: Main frame and tongue shall be constructed for high tensile strength steel, all welded construction with adequate size rails, cross members, designed for load specified.. Unit must be equipped with 12" x 14 lb, I beams | | |
| 4.10.2 | TRAILER DIMENSIONS: | | |
| | 4.10.2.1 | Width | Maximum 96" |
| | 4.10.2.2 | Height | Maximum 37" |
| | 4.10.2.3 | Overall Length | Maximum 23'/Minimum 21'.5" |

- 4.10.3 **TONGUE:** Shall be straight through type with suspension attached to the tongue frame for direct pull with an adjustable lunette eye (Holland #1250-15 or approved equal) from tongue hitch. To be bolted on with grade 9 bolts (5/8" minimum). One fourth (1/4") plate shall be welded to underside of tongue to form a tote tray and have drainage holes. Unit shall have a 10% minimum weight on tongue with trailer empty or loaded. Maximum tongue weight not to exceed 15%.
- 4.10.4 **DECK-OVER:** Deck-Over wheel type. Floor to be 2" minimum rough oak firmly secured to frame members with recessed bolts or screws. Two (2) 12,000 lb. drop leg jacks to be installed outside tongue on the left and right sides of tongue and positioned in front of deck as low as possible. Pipe used to connect jacks to be below deck level and protected with angle iron front and bottom. Handle for operating jacks to be installed on passenger side of trailer.
- 4.10.5 **TIRES:** Minimum 7:50 x 16" (10 ply rating) 8 qty
- 4.10.6 **BRAKES:** Electric on both axles
- 4.10.7 **SUSPENSION:** Tandem axles – 12,000lbs
- 4.10.8 **GVWR:** 24,000lbs
- 4.10.9 **JACKSTAND:** To be equipped with two (2) 12,000lb drop leg style.
- 4.10.10 **ELECTRICAL SYSTEM:** to be color coded and protected in conduit. Class A dual stop LED tail-lights and turn indicating lights, license plate lights and rear identification lights. Reflectors on sides and rear. Electrical system to have automotive reset circuit breakers. Male trailer plug (Cole Hersey 6 pole 76P or equivalent) to be on end of trailer wire that plugs into tractor. Lights to be recess mounted at rear of trailer deck. Trailer to have breakaway switch with wet cell battery. Protection plate to be bolted over battery top. All safety laws and DOT regulations covering trailers of this class to be complied with. Electrical system must link to controls inside tractor in order for operator to activate/deactivate sprinkler system while inside the cab. Awarded bidder of this item is to work directly with awarded bidder of Item 7 to ensure proper connections are provided and work collectively prior to delivery.
- 4.10.11 **HITCH COUPLER:** Unit to be equipped with pintle hitch.
- 4.10.12 **NON-POTABLE WATER TANK:**
- 4.10.12.1 Capacity: Minimum 2000 gallons
- 4.10.12.2 Tank: Polyethylene 3/8" thick; repairable, elliptical low profile design
- 4.10.13 **PUMP:** High pressure pump (MULTIQUIP-QP205SH, 106psi) or equal
- 4.10.14 **ENGINE:** 4.0 hp minimum with low oil shutdown
- 4.10.15 **PLUMBING SYSTEM:** All steel manifold; brass control valves to control functions; 2" steel pipe with dual rear spray heads; 1½" or 2" fire hose hookups; faucet for 5/8" hose; heavy duty hose reel complete with 100' of 1" ID red rubber hose ; quick couples to fire hose outlet; 50' self loading hose with fire hydrant wrench and nozzle

4.11	ITEM	QUANTITY	DESCRIPTION
	9	2	>33,000 GVW Utility Bed 65' Ground Reach Aerial Truck

- 4.11.1 **ENGINE:** Diesel, Minimum 6 cylinder and a minimum 240 net HP with a minimum 800 lbs of torque
- 4.11.2 **GVWR:** Greater than 33,000 lbs.
- 4.11.3 **TRANSMISSION:** Allison 3000 RDS or proven equivalent with submitted literature identifying clutch material greater than 190 sq.in., 6 clutch plates minimum, and shaft greater than 1.60 in. diameter.
- 4.11.4 **DIMENSION:** Regular Cab configuration. Cab to axle minimum 156".
- 4.11.5 **WHEELBASE:** Minimum 223 inches.

- 4.11.6 **FRONT AXLE:** Minimum 12,000 lbs., equipped with hub piloted steel hubs, out-board mount type brake drums with Stemco (or equivalent) front wheel visible cap bearing oiler.
- 4.11.7 **REAR AXLE:** Minimum 21,000 lbs., ratio geared to attain 70 +/- 2 mph. Equipped with hub piloted steel hubs, out board mount type brake drums. Stemco oil seals, or equivalent.
- 4.11.8 **FRAME:** Minimum 2,000,000 RBM.
- 4.11.9 **BRAKES:** Full air, S-cam type, manufacturer's heavy duty brake shoes, spring set parking brakes. Front and rear automatic slack adjusters. Gear or belt driven brakes per OEM design. Minimum 13 CFM compressors with automatic drain valves. Spring set parking brakes on both rear axles. All brake drums to be cast iron. Quick connect couplings to be located in a protected area near the front bumper. Couplings will not be mounted to the bumper.
- 4.11.10 **WHEELS & TIRES:** Dual rear wheel, 11R 22.5 minimum load range H, tubeless steel belted radial tires. Front tires conventional tread. Loose wheel stud/lug indicators, shall be installed on all wheels.
- 4.11.11 **FUEL SYSTEM:** One fuel tank mounted on either right or left side under cab, minimum 70 gallon capacity. Fuel filtration system to include primary and secondary type fuel filter(s).
- 4.11.12 **TOW HOOKS:** Two front tow hooks installed on frame and strengthened sufficiently to pull truck.
- 4.11.13 **LIGHTING:** Lights to have a minimum of four clearance, two tail, stop and turn, three cluster lights shock mounted, two amber reflectors, four red reflectors and all required lights for State Inspection requirements.
- | | |
|------------|---|
| 4.11.13.1 | Units to be equipped with the following additional equipment: |
| 4.11.13.2 | One (1) air horn and One (1) electrical horn. |
| 4.11.13.3 | Integral power steering. |
| 4.11.13.4 | Turn indicators, front and rear, stop and tail lights. |
| 4.11.13.5 | Tachometer. |
| 4.11.13.6 | Adjustable steering column. |
| 4.11.13.7 | USB Port |
| 4.11.13.8 | Water temperature, oil pressure, tachometer and volt or amp gauges. |
| 4.11.13.9 | DELETED: |
| 4.11.13.10 | Back up alarm. |
| 4.11.13.11 | Minimum AM/FM radio. |
| 4.11.13.12 | DOT reflector flare kit. |
| 4.11.13.13 | 5 lb. fire extinguisher. |
| 4.11.13.14 | Tinted glass. |
- 4.11.14 **SPECIFICATIONS AERIAL LIFT AND PLATFORM:** The complete unit, aerial lift and flatbed body, to be furnished with the following equipment and must meet the following minimum requirements: The aerial lift must have a minimum height reach of 65 feet from the ground to the bottom of the basket, i.e. 70 feet working height, when the basket is located in a working position of a minimum 14 feet away from the centerline of rotation, and based on a standard frame height of 36 inches. The horizontal reach, from the centerline of rotation to the edge of basket, will not be less than 35 feet when the basket is at least 33 feet above the ground (to the bottom of the basket). The flatbed body must be suitable for use with an aerial lift unit of this size, and must be in compliance with listed body requirements. The aerial lift unit to be mounted on the truck's frame on the longitudinal centerline of the truck and behind the rear axle. The aerial lift unit will not depend on the flatbed body for support when the basket is not in the stowed position. Vendor to reinforce the truck's frame to meet the requirements of this unit. The pedestal-mounted turntable must have 360 degree continuous rotation. The aerial basket unit must be equipped with a load sensing interlock to sense overloading in all possible working positions. Vendor will furnish with the quote detailed specifications /schematics of the proposed overload protection system and the load levels at which this system operates.
- 4.11.15 **OUTRIGGERS:** The aerial unit to be equipped with a minimum of two hydraulically actuated outriggers on each side of the pedestal. The second set to be mounted directly behind the vehicle cab. One set of out outriggers to be structured as an integral unit of the turntable's pedestal. The outriggers must be capable of leveling and stabilizing the unit. Each outrigger to have an individual control located at the rear of the truck, approximately 6" from the outer edge of the flatbed body, and 20" above rear bumper, two on each side. The outriggers must not

extend beyond the width of the truck when retracted. Each outrigger to have a warning light on the dash of the truck's cab, wired to come on whenever the outriggers have traveled approximately 2" from the retracted position (i.e. light on = set and light off = retracted). The outriggers' control to have ¼ turn type shut-off needle valves located next to the control valves, at the rear of the truck. The outriggers' control and shut-off valves to have visible directional labels (i.e. up-down and open-closed). The outriggers to be equipped with locks which will hold them in the retracted position and prevent them from settling. The aerial unit to be equipped with outriggers' interlock down limit feature, which prevent the operation of the boom until the outriggers are no more than 12" away from the ground level.

- 4.11.16 BOOM: The upper boom to have fully compensating feature to allow the upper boom to maintain its angle with the ground (parallel to the ground) while operating only the lower boom (using the lower boom function only). The upper boom to be made of non-conducting material, such as fiberglass, and must be tested and certified for 69 KVAC rating minimum. The construction, testing and certification of the upper boom must meet and be in accordance with the latest ANSI A92.2 requirements. The basket's end of the upper boom to have a safety strap from sliding toward the basket and into the leveling mechanism or a safety ring at boom to secure bucket in position. There must be no exposed metal structures at the basket or at the top end of the upper boom. The lower booms to have an insulated fiberglass insert, the insert to be insulated for 50 KVAC minimum. The aerial unit will have a 360 degree continuous rotation with the lower boom elevated to a maximum of 35 degrees from horizontal. The lower boom rotation to have proper clearance of all obstructions such as the utility body, the cab's overhead guard, etc. Distance from the highest point on the assembled unit to the ground, in the stowed travel position, must not exceed 13 feet.
- 4.11.17 BASKET: The aerial unit to have an end-mounted two-man basket. The inside dimensions of the basket to be approximately 24" X 48" X 42" deep. The basket to be insulated for 30 KVAC minimum through all sides and bottom. The basket lip must not be drilled for an "eye-bolt" installation for the purpose of holding either the safety strap or the basket cover. The basket to be maintained in a leveled position by a positive leveling system; gravity leveling systems are not acceptable. The basket must be provided with a removable liner insulated for 50 KVAC minimum through all sides and bottom. The basket to be furnished with a waterproof canvas cover for the basket opening. Basket shall have a canvas cover with tie down straps or hard cover to protect from rain and other debris. The basket to have a minimum safe working capacity of 700 pounds in all positions. The basket must have two foot supports on the outside portion of the basket, for the purpose of entering into the basket. Vendor to furnish a lower boom hold-down (lock) at the boom rest and an upper boom tie-down after basket is hydraulically locked in place. Vendor must show and describe the lower boom hold-down on shop drawings which will be submitted for approval. The aerial lift must be manufactured in accordance with the latest American National Standard Institute (ANSI) specifications. Basket shall have a canvas cover with tie down straps or hard cover to protect for rain and debris.
- 4.11.18 HYDRAULICS: The aerial unit to be actuated by a hydraulic system. Power for the hydraulic system to be obtained from a power-take off (P.T.O.) driven close coupled (direct mount) hydraulic pump. The P.T.O. to be SAE type and to be of heavy construction with pressure-lubricated ball bearing suitable for continuous rotation. The controls for the P.T.O. to be air-operated with an indicator light inside the truck's cab, and are to be wired to come on when the P.T.O. is engaged. The hydraulic system to have filtration as recommended by the aerial lift's manufacturer. The installation of the hydraulic lines to be in a manner and location as to provide complete accessibility to the hydraulic connections. Any materials which are not furnished by the aerial lift's manufacturer, such as hydraulic tank, etc., must be provided by Vendor, and must be of first class design and manufacture. Integral holding valves must be provided on all cylinders to hold the booms and outriggers in position in the case of hydraulic line and/or pressure failure. Means of manual bleed-off must be provided with the holding valves. The holding valves to be located at the cylinders.
- 4.11.19 BASKET CONTROL: A single-lever control handle to be provided at the basket for rotation and operation of the upper and lower booms. The basket control to be located on the left side of the basket when facing away from boom(s). In addition, the aerial basket control to be completely recessed at all boom positions or be protected with a guard. A second set of controls to be installed at the pedestal of the aerial basket unit. The controls located at the pedestal must control the same movements and in every case override the controls that are located in the basket (i.e. regardless of the position of the controls at the basket, the basket may be moved in any desired direction by using the controls located at the pedestal). The controls must be designed in a manner requiring two independent actions initiated by the operator, prior to movement of the aerial basket. Both independent actions must be incorporated in the same single-lever control handle. All controls must automatically return to the neutral position whenever released. All movements of the aerial basket to be executed with immediate and full response without depending on any other operation of the aerial basket to keep the hydraulic system up. The throttle control arrangement must not produce erratic basket operation. Unit must have an electric powered emergency lowering

system. The lowering system will include the pump, motor and all necessary equipment to make it complete and fully operational.

- 4.11.20 COUPLERS: The supplier is to install a high-pressure hydraulic line terminated in two quick couplers at the basket. Supplier to also install a hydraulic return line with two quick couplers at the basket. Hydraulic lines must be equipped with all OSHA required check valves and atmospheric vents. Quick couplers at the basket will not project above the top surface of the boom when the upper boom is in the stored position, and to be located on the left side of the basket when facing away from the boom(s) and will be all "male" type. A duplicate set of hydraulic quick couplers (i.e. one high pressure and one return) to be installed at the right rear of the utility body, on the top of the outrigger control box. This system to use the same pump that drives the aerial basket, but the supply at the quick coupling will not be greater than 2,000 psi and six gallons per minute, and will not be less than 1,500 psi and four gallons per minute. The supplier will also furnish a hydraulic regulator suitable for use in the basket to provide the pressure and volume specified above automatically, but be adjustable for varying tool requirements. This system will be used to power hydraulic hand tools, either in the basket or on the ground.
- 4.11.21 FLAT BED CONFIGURATION: The flatbed to be a minimum of eighteen feet in length, minimum ninety four inches in width. Longitudinal sills to be a minimum seven inch channel, minimum 9.8 pound, high-strength steel channel or 2" X 6" X $\frac{1}{4}$ " structural tubing. Cross sills to be minimum four inch structural channel (ASTM-A36), with a minimum .320 inch thickness. Flange width to be minimum 1.720 inch. Sills to be installed on maximum twelve inch centers. Floor to be a minimum $\frac{1}{4}$ " steel tread plate with floor welded to crossmembers, all welds to be continuous, no spot welding. Side and end rails to be five inches deep, minimum eleven gauge steel. Three inches deep for suppliers using 4.1 pound structural channel.
- 4.11.22 REAR BUMPER: Rear bumper is to be full width with center recessed step plate. Framing to be as shown in figure 1. Step plate to be manufactured of $\frac{1}{2}$ " large pattern safety floor plate. The top side of the bumper will be covered with 3/16" tread plate firmly welded to the bumper frame and the rear skirt. Step plate will be approximately 24" from ground level.
- 4.11.23 REAR SKIRT: Rear skirt is to be manufactured of 3/16" treadplate. Skirt to be full width and full height, welded to the top of the bumper and to the lower side of the rear rub rail. Two vertical braces (1 $\frac{1}{2}$ " X 1 $\frac{1}{2}$ " X $\frac{1}{4}$ " angle iron) will be installed on each end of the skirt and two evenly spaced from side to side will be installed in front of the skirt and firmly welded to the inner side of the rear rub rail and bumper frame.
- 4.11.24 MUD FLAPS: Mud flaps to be mounted in front and behind rear wheels with swing restrictors (anti-sail devices). Mud flaps to be minimum 1.5 pounds per square foot and plain black without identifying markings.
- 4.11.25 CAB GUARD: Cab guard must be manufactured to cover the entire cab of the vehicle from the front bumper to a minimum of three inches behind the vehicle cab and the cab width. Frame is to be a minimum of two inch structural square tubing with minimum 3/16" walls. Two inch schedule 80 pipe, with minimum .218" walls may be used instead of square tubing. Design must allow for full opening of the vehicle hood to service engine. Frame to be reinforced and overlayed with expanded metal (3/4" No. 9) installed with the diamond design perpendicular to the longitudinal axis of the truck. When completed, the guard must be capable of withstanding the weight of two 200 pound men working side by side on the guard. Guard must be firmly bolted to the front bumper and truck frame behind the cab. Portion of guard behind the truck cab must also be reinforced (both vertically and horizontally) and covered with the expanded metal mentioned above from the frame of the truck to the top of the guard. All reinforcing braces for the top and rear of cab guards to be of the same material used for the frame and must be installed at no more 24" centers and form 2' square patterns over the entire structure.
- 4.11.26 TOOLBOXES: Install two tool boxes manufactured of minimum 10 gauge steel on the right and left sides bolted to the truck frame under the flatbed and in front of the rear wheels. Boxes to be forty eight inches long X eighteen inches deep X eighteen inches high. Doors to be fold down type with stainless steel hinges and chains to retain the door in the horizontal position when opened. Box door to have a slow action paddle type lock with cylinder lock assembly. Both boxes to be keyed alike. Configuration must be weather tight with a drip edge above the door.
- 4.11.27 MISCELLANEOUS: Install two emergency warning lights on top of cab guard at front of cab guard (one on each side), and two at the rear corners of the flatbed. Lights to be two sealed beam type rotating beacon with yellow domes (Grate 76223 or equal). Each light is to be protected by a removable expanded metal shield which covers the entire assembly. On/off switches to be dash mounted. Each unit is to be fused in accordance with manufacturer's recommendation. Back up alarm meeting OSHA standards to be electrical and installed at rear of vehicle. Water can bracket to be mounted on right front corner of flatbed. Bracket to have a 14" base and be 14"

in height. Successful bidder to furnish and install all necessary steps, ladders and/or grab handles to provide easy and safe access to the basket and upper portions of the flatbed body.

4.11.28 Optional bucket rotator to dump water and debris:

4.11.28.1 Option 1: Manual Rotator

4.11.28.2 Option 2: Hydraulic Controlled Rotator

4.11.29 Optional bucket cover:

4.11.29.1 Option 1: Canvas Bucket Cover

4.11.29.2 Option 2: Hard Bucket Cover

4.12	ITEM	QUANTITY	DESCRIPTION
	10		Greater Than 33,000 GVW 79' Utility Platform Aerial Truck

DELETED:

4.13	ITEM	QUANTITY	DESCRIPTION
	11	1	Sprinter Van with Auxiliary AC Unit, Diesel

4.13.1 ENGINE: Minimum 3.0 liter V6 turbo diesel engine.

4.13.2 GVWR: Minimum 8,501 lbs.

4.13.3 TRANSMISSION: 5 speed automatic transmission.

4.13.4 SUSPENSION: Heaviest duty available to include heavy duty shock absorbers.

4.13.5 PAYLOAD: Minimum 3,500 lbs. with minimum 6,500 lb. towing capacity.

4.13.6 CARGO VOLUME: Minimum 547 cubic feet with minimum 76" Interior height. Unit to be equipped with cargo compartment lights.

4.13.7 TIRES & WHEELS: Tire pressure monitoring system required. Tires must meet or exceed minimum gross vehicle weight rating of vehicle, maximum traction tread design with full size matching spare tire and wheel.

4.13.8 AIR CONDITIONING: Unit must be equipped with an additional roof air conditioning unit. Unit shall not be connected to power supply of vehicle. A 110 V output shall be installed so AC unit can operate when vehicle is not running.

4.13.9 FUEL SYSTEM: Tank must hold a minimum 20 gallon Ultra Low Sulfur Diesel. Minimum 3 gallon tank for DEF.

4.13.10 LIGHTING: All vehicles that require amber color LED strobe lights are to be installed on the front grill of chassis and rear panel body. Strobes to be wired to a factory type or toggle switch inside of the cab.

4.13.11 REAR BUMPER: OEM Rear bumper and tow package to include receiver hitch with 2" opening.

4.13.12 SAFETY: Unit will be equipped with an electronic back up alarm and camera.

4.14	ITEM	QUANTITY	DESCRIPTION
	12	2	Mini Van (Cargo)

4.14.1 ENGINE: 4 cylinders with a minimum 130 HP.

- 4.14.2 GVWR: Minimum 4,800 lbs.
- 4.14.3 TRANSMISSION/DRIVE: Automatic transmission; 4 speed minimum.
- 4.14.4 SUSPENSION: Heaviest Duty available to include heavy duty shock absorbers, independent struts with stabilization.
- 4.14.5 WHEELBASE: To be a minimum of 111" inches.
- 4.14.6 BRAKES: Equipped with 4-wheel automatic braking system, and front vented discs minimum.
- 4.14.7 TIRES & WHEELS: Tire pressure monitoring system required. Tires to be meet or exceed minimum gross vehicle weight rating of vehicle, all season/all terrain design with compact space saver spare tire and wheel and tire locking device and three keys.
- 4.14.8 FUEL SYSTEM: Fuel tank shall have a 14 gallons minimum capacity, gasoline.
- 4.14.9 SEATING: Driver and passenger front bucket seats required. Cargo area in rear.
- 4.14.10 SAFETY: Unit to be equipped with a backup alarm and camera.
- 4.14.11 COLOR: Color OEM white.

4.15	ITEM	QUANTITY	DESCRIPTION
	13	1	1 Ton Cargo Van

- 4.15.1 ENGINE: Minimum 6 cylinders with a minimum 275 HP.
- 4.15.2 GVWR: Minimum 10,001 lbs.
- 4.15.3 WHEELBASE: To be a minimum of 135" inches.
- 4.15.4 TRANSMISSION/DRIVE: Automatic transmission with overdrive; 4 speed minimum, 4x2.
- 4.15.5 SUSPENSION: Heaviest Duty available to include heavy duty shock absorbers, independent struts with stabilization.
- 4.15.6 DOORS, WINDOWS, & MIRRORS: Unit to be equipped with power driver and passenger windows and mirrors, and automatic door locks all around.
- 4.15.7 ADDITIONAL WINDOWS & DOORS: Vented windows all around, double swing right side door, double swing rear doors, rear door windows. Vented windows all around will have the maximum amount of windows offered by the manufacturer on both sides, to include the maximum amount of pivots/swing out windows offered including side and rear doors.
- 4.15.8 TIRES & WHEELS: Tire pressure monitoring system required. Tires to be all season design with full size matching spare tire and wheel and will meet or exceed minimum gross vehicle weight rating of vehicle.
- 4.15.9 Deleted:
- 4.15.10 BRAKES: Equipped with 4-wheel automatic braking system, and front vented discs minimum.
- 4.15.11 FUEL SYSTEM: Fuel tank shall have a minimum 25 gallon fuel tank certified to run on Unleaded 87 Octane.
- 4.15.12 SEATING: Driver seat and passenger front seat required (right side). Rear of unit to be open space for cargo transport.
- 4.15.13 REAR BUMPER: OEM rear bumper and tow package to include receiver hitch with 2" hitch opening.

4.16	ITEM	QUANTITY	DESCRIPTION
	14	3	½ Ton Full Size Regular Cab 4x2
4.16.1	ENGINE: 6 cylinders or greater with a minimum 270 HP.		
4.16.2	GVWR: Minimum of 6,000 lbs.		
4.16.3	TRANSMISSION/DRIVE: Automatic with overdrive; 5 speed minimum; Power Steering. 4x2 design.		
4.16.4	SUSPENSION: Heaviest Duty available to include heavy duty shock absorbers, independent struts with stabilization.		
4.16.5	DIMENSIONS: Regular cab configuration. Pick-up box length shall be a minimum of 75" inches. Wheelbase to be a minimum of 119" inches.		
4.16.6	BRAKES: Equipped with 4-wheel automatic braking system, and front vented discs minimum.		
4.16.7	TIRES & WHEELS: Tire pressure monitoring system required. Tires to meet or exceed minimum gross vehicle weight rating of vehicle.		
4.16.8	FUEL SYSTEM: Fuel tank shall hold a minimum of 20 gallons of Unleaded 87 Octane.		
4.16.9	SEATING: Vinyl seating and upholstery.		
4.16.10	LIGHTING: Amber colored LED strobe lights to be installed on front chassis and rear panel of body. Strobes to be wired to factory type or toggle switch located in cab.		
4.16.11	POWER OUTLETS: Each unit is to be equipped with two (2) 110 volt AC/DC power outlets.		

005 - SUPPLEMENTAL TERMS & CONDITIONS

Original Contract Term.

This contract shall begin upon the effective date of the ordinance awarding the contract, or date specified in the award letter if this contract does not exceed \$50,000. This contract shall terminate upon completion of all work described herein or delivery of all goods ordered, as applicable.

Liquidated Damages for Delay:

The parties agree that the actual damages that might be sustained by the City by reason of the breach by Vendor of its covenant to make delivery within the time specified herein, is uncertain and would be difficult of ascertainment, and that the sum of \$100.00 per day per unit for each day that delivery is late would be a reasonable compensation for such breach. Vendor hereby promises to pay, and City hereby agrees to accept, such sum as liquidated damages, and not as a penalty, in the event of such breach. Furthermore, the parties agree that City may withhold said liquidated damages from any payments due to Vendor hereunder. If Vendor's delay exceeds 30 days, City may, at its option, elect to terminate this contract in whole or in part. In such event, City may pursue actual damages, rather than applying this liquidated damages provision.

Change Orders.

Notwithstanding anything stated to the contrary in Section 006 – General Terms & Conditions, in order to comply with Texas law governing purchases made by municipalities, the following rules shall govern all change orders made under this contract.

Any change orders that become necessary during the term of this contract as a result of changes in plans, specifications, quantity of work to be performed, materials, equipment or supplies to be furnished must be in writing and conform to the requirements of City Ordinance 2011-12-08-1014, as hereafter amended.

Any other change will require approval of the City Council, City of San Antonio.

Changes that do not involve an increase in contract price may be made by the Director.

No oral statement of any person shall modify or otherwise change, or affect the terms, conditions or specifications stated herein.

Insurance.

- A) Prior to the commencement of any work under this Agreement, Vendor shall furnish copies of all required endorsements and completed Certificate(s) of Insurance to the City's Finance Department-Purchasing Division, which shall be clearly labeled **"Purchase of Light, Medium and Heavy Duty Trucks, Vans and Heavy Equipment"** in the Description of Operations block of the Certificate. The Certificate(s) shall be completed by an agent and signed by a person authorized by that insurer to bind coverage on its behalf. The City will not accept a Memorandum of Insurance or Binder as proof of insurance. The certificate(s) must be signed by the Authorized Representative of the carrier, and list the agent's signature and phone number. The certificate shall be mailed, with copies of all applicable endorsements, directly from the insurer's authorized representative to the City. The City shall have no duty to pay or perform under this Agreement until such certificate and endorsements have been received and approved by the City's Finance Department-Purchasing Division. No officer or employee, other than the City's Risk Manager, shall have authority to waive this requirement.
- B) The City reserves the right to review the insurance requirements of this Article during the effective period of this Agreement and any extension or renewal hereof and to modify insurance coverages and their limits when deemed necessary and prudent by City's Risk Manager based upon changes in statutory law, court decisions, or circumstances surrounding this Agreement. In no instance will City allow modification whereby City may incur increased risk.

- C) A Vendor's financial integrity is of interest to the City; therefore, subject to Vendor's right to maintain reasonable deductibles in such amounts as are approved by the City, Vendor shall obtain and maintain in full force and effect for the duration of this Agreement, and any extension hereof, at Vendor's sole expense, insurance coverage written on an occurrence basis, unless otherwise indicated, by companies authorized to do business in the State of Texas and with an A.M Best's rating of no less than A- (VII), in the following types and for an amount not less than the amount listed below:

TYPE	AMOUNTS
1. Commercial General Liability Insurance to include coverage for the following: a. Premises/Operations b. Products/Completed Operations c. Personal/Advertising Injury	For <u>Bodily Injury</u> and <u>Property Damage</u> of \$1,000,000 per occurrence; \$2,000,000 General Aggregate, or its equivalent in Umbrella or Excess Liability Coverage

- D) Vendor agrees to require, by written contract, that all subcontractors providing goods or services hereunder obtain the same categories of insurance coverage required of Vendor herein, and provide a certificate of insurance and endorsement that names the Vendor and the CITY as additional insureds. Policy limits of the coverages carried by subcontractors will be determined as a business decision of Vendor. Respondent shall provide the CITY with said certificate and endorsement prior to the commencement of any work by the subcontractor. This provision may be modified by City's Risk Manager, without subsequent City Council approval, when deemed necessary and prudent, based upon changes in statutory law, court decisions, or circumstances surrounding this agreement. Such modification may be enacted by letter signed by City's Risk Manager, which shall become a part of the contract for all purposes.
- E) As they apply to the limits required by the City, the City shall be entitled, upon request and without expense, to receive copies of the policies, declaration page, and all required endorsements. Vendor shall be required to comply with any such requests and shall submit requested documents to City at the address provided below within 10 days. Vendor shall pay any costs incurred resulting from provision of said documents.

City of San Antonio
Attn: Finance Department-Purchasing Division
P.O. Box 839966
San Antonio, Texas 78283-3966

- F) Vendor agrees that with respect to the above required insurance, all insurance policies are to contain or be endorsed to contain the following provisions:
- Name the City, its officers, officials, employees, volunteers, and elected representatives as additional insureds by endorsement, as respects operations and activities of, or on behalf of, the named insured performed under contract with the City, with the exception of the workers' compensation and professional liability policies;
 - Provide for an endorsement that the "other insurance" clause shall not apply to the City of San Antonio where the City is an additional insured shown on the policy;
 - Workers' compensation, employers' liability, general liability and automobile liability policies will provide a waiver of subrogation in favor of the City.
 - Provide advance written notice directly to City of any suspension or non-renewal in coverage, and not less than ten (10) calendar days advance notice for nonpayment of premium.
- G) Within five (5) calendar days of a suspension, cancellation or non-renewal of coverage, Vendor shall provide a replacement Certificate of Insurance and applicable endorsements to City. City shall have the option to suspend Vendor's performance should there be a lapse in coverage at any time during this contract. Failure to provide and to maintain the required insurance shall constitute a material breach of this Agreement.
- H) In addition to any other remedies the City may have upon Vendor's failure to provide and maintain any insurance or policy endorsements to the extent and within the time herein required, the City shall have the right

to order Vendor to stop work hereunder, and/or withhold any payment(s) which become due to Vendor hereunder until Vendor demonstrates compliance with the requirements hereof.

- I) Nothing herein contained shall be construed as limiting in any way the extent to which Vendor may be held responsible for payments of damages to persons or property resulting from Vendor's or its subcontractors' performance of the work covered under this Agreement.
- J) It is agreed that Vendor's insurance shall be deemed primary and non-contributory with respect to any insurance or self insurance carried by the City of San Antonio for liability arising out of operations under this Agreement.
- K) It is understood and agreed that the insurance required is in addition to and separate from any other obligation contained in this Agreement and that no claim or action by or on behalf of the City shall be limited to insurance coverage provided..
- L) Vendor and any Subcontractors are responsible for all damage to their own equipment and/or property.

Incorporation of Attachments.

Each of the attachments listed below is an essential part of this contract, which governs the rights and duties of the parties, incorporated herein by reference, and shall be interpreted in the order of priority as appears below, with this document taking priority over all attachments:

Attachment A – Price Schedule

Attachment B – City of San Antonio Local Preference Program Forms

Attachment C – Veteran-Owned Small Business Preference Program Tracking Form

006 - GENERAL TERMS & CONDITIONS

Electronic Bid Equals Original. If Vendor is submitting an electronic bid, City and Vendor each agree that this transaction may be conducted by electronic means, as authorized by Chapter 322, Texas Business & Commerce Code, known as the Electronic Transactions Act.

Delivery of Goods/Services.

Destination Contract. Vendor shall deliver all goods and materials F.O.B., City of San Antonio's designated facility, inside delivery, freight prepaid, to the address provided in this IFB or, if different, in the Purchase Order. Vendor shall bear the risk of loss until delivery. Freight charges will be paid only when expedited delivery is requested and approved in writing by the City. Vendor shall be responsible for furnishing necessary personnel or equipment and/or making necessary arrangements to off load at City of San Antonio facility, unless otherwise noted herein.

Failure to Deliver. When delivery is not met as provided for in the contract, City may make the purchase on the open market, with any cost in excess of the contract price paid by Vendor, in addition to any other direct, indirect, consequential or incidental damages incurred by City as a result thereof. In addition, Vendor may be removed from the City's list of eligible bidders.

Purchase Orders. Each time a City department wishes to place an order against this contract, it will issue Vendor a purchase order. Vendor must have the purchase order before making any delivery.

Acceptance by City. City shall have a reasonable time (but not less than 30 days) after receipt to inspect the goods and services tendered by Vendor. City at its option may reject all or any portion of such goods or services which do not, in City's sole discretion, comply in every respect with all terms and conditions of the contract. City may elect to reject the entire goods and services tendered even if only a portion thereof is nonconforming. If City elects to accept nonconforming goods and services, City, in addition to its other remedies, shall be entitled to deduct a reasonable amount from the price thereof to compensate City for the nonconformity. Any acceptance by City, even if non-conditional, shall not be deemed a waiver or settlement of any defect in such goods and services.

Testing. After award of contract, City may, at its sole option, test the product delivered to ensure it meets specifications. Initial testing shall be at City's expense. However, if the product does not to meet specifications, Vendor shall reimburse City for the costs of testing. City may withhold the cost of testing from any amounts owed to Vendor under this or any other contract, or invoice Vendor for same. If invoiced, Vendor shall pay City within 30 calendar days' of the invoice.

Warranty. A minimum of 90-days product guarantee or the manufacturer's standard commercial warranty, whichever is greater, shall apply to all products and/or services purchased under this IFB, unless otherwise specified in the Specifications/Scope of Services section of this IFB. This warranty shall provide for replacement of defective merchandise, parts, and labor, and shall include pick-up of the defective merchandise from City and delivery of the replacement(s) to the same location. The warranty shall be effective from the date of acceptance of the merchandise, or completion of the service, as applicable.

REJECTION OF DISCLAIMERS OF WARRANTIES & LIMITATIONS OF LIABILITY. ANY TERM OR CONDITION IN ANY DOCUMENT FURNISHED BY VENDOR, DISCLAIMING THE IMPLIED WARRANTY OF MERCHANTABILITY OR OF FITNESS FOR A PARTICULAR PURPOSE, OR ATTEMPTING TO LIMIT VENDOR'S LIABILITY SHALL BE OF NO FORCE OR EFFECT, AND SHALL BE STRICKEN FROM THE CONTRACT DOCUMENTS AS IF NEVER CONTAINED THEREIN.

Invoicing and Payment.

Address for Invoices. All original invoices must be sent to: City of San Antonio, Attn: Accounts Payable, P.O. Box 839976, San Antonio, Texas 78283-3976.

Information Required On Invoice.

All invoices must be in a form and content approved by the City. City may require modification of invoices if necessary in order to satisfy City that all billing is proper and pursuant to the terms of the contract. Invoices are required to show each City Purchase Order Number. Invoices must be legible. Items billed on invoices must be specific as to applicable stock, manufacturer, catalog or part number (if any). All invoices must show unit prices for each item being billed, the quantity of items being billed and the total for each item, as well as the total for all items on the invoice. If prices are

based on list prices basis, then the list prices, the percentage discount or percentage surcharge, net unit prices, extensions and net total prices must be shown. Prompt payment discounts offered shall be shown separately on the invoice.

Payment by City.

In accordance with the Texas Prompt Payment Act, City shall have not less than 30 days to pay for goods or services. Time for payment, including payment under discount terms, will be computed from the later of: (1) the date City receives conforming goods under the contract; (2) the date performance of the service under the contract is completed; or (3) the date City receives a correct and valid invoice for the goods or services. Payment is deemed to be made on the date of mailing of the check. Payment is made in US dollars only.

This provision shall not apply where there is a bona fide dispute between City and Vendor about the goods delivered or the service performed that causes the payment to be late, or where the invoice is not mailed to the address provided herein.

The payment amount due on invoices may not be manually altered by City personnel. Once disputed items are reconciled, Vendor must submit a corrected invoice or a credit memorandum for the disputed amount. City will not make partial payments on an invoice where there is a dispute.

NECESSITY OF TIMELY INVOICE / WAIVER OF PAYMENT. NOTWITHSTANDING THE FORGOING, THE CITY CANNOT PAY FOR ANY GOODS OR SERVICES WITHOUT AN INVOICE. VENDOR MUST INVOICE CITY NO LATER THAN 90 CALENDAR DAYS FROM THE DATE GOODS ARE DELIVERED OR SERVICES RENDERED. FAILURE TO SUBMIT AN INVOICE WITHIN SAID 90 DAYS SHALL NEGATE ANY LIABILITY ON THE PART OF CITY AND CONSTITUTE A **WAIVER** BY VENDOR OF ANY AND ALL RIGHT OR CLAIMS TO COLLECT MONEYS THAT VENDOR MAY RIGHTFULLY BE OTHERWISE ENTITLED TO FOR GOODS OR SERVICES PERFORMED.

The total price for all goods and/or services is shown on the Price Schedule. No additional fees or expenses of Vendor shall be charged by Vendor nor be payable by City. The parties hereby agree that all compensable expenses of Vendor are shown on the Price Schedule. If there is a discrepancy on the Price Schedule between the unit price for an item, and the extended price, the unit price shall govern.

Change Orders. In order to comply with Texas law governing purchases made by municipalities, the following rules shall govern all change orders made under this contract.

Any change orders that become necessary during the term of this contract as a result of changes in plans, specifications, quantity of work to be performed, materials, equipment or supplies to be furnished may be approved by the Director, provided that such change orders:

- are made in writing, signed by the Director;
- do not involve an increase or decrease in contract price of more than \$25,000; and
- sufficient funds have already been allocated by City or are available to the Director to cover any increase in contract price.

Any other change will require approval of the City Council, City of San Antonio.

Changes that do not involve an increase in contract price may, however, be made by the Director.

No oral statement of any person shall modify or otherwise change, or affect the terms, conditions or specifications stated herein.

Termination.

Termination-Breach. Should Vendor fail to fulfill in a timely and proper manner, as determined solely by the Director, its material obligations under this contract, or violate any of the material terms of this contract, City shall have the right to immediately terminate the contract in whole or in part. Notice of termination shall be provided in writing to Vendor, effective upon the date set forth in the notice. City may, in City's sole discretion, provide an opportunity for Vendor to cure the default. If City elects to offer an opportunity to cure, City shall provide notice to Vendor specifying the matters in default and the cure period. If Vendor fails to cure the default within the cure period, City shall have the right, without further notice, to terminate the contract in whole or in part. Such termination shall not relieve Vendor of any liability to the City for damages sustained by virtue of any breach by Vendor.

Termination-Notice. City may terminate this contract, in whole or in part, without cause. City shall be required to give Vendor notice ten days prior to the date of termination of the contract without cause.

Termination-Funding. City retains the right to terminate this contract at the expiration of each of City's budget periods. This contract is conditioned on a best efforts attempt by City to obtain and appropriate funds for payment of any debt due by City herein.

Termination by City may be effected by Director, without further action by the San Antonio City Council.

Independent Contractor. Vendor covenants and agrees that it is an independent contractor and not an officer, agent, servant or employee of City. City shall not be liable for any claims which may be asserted by any third party occurring in connection with the services to be performed by Vendor under this contract and that Vendor has no authority to bind City. The doctrine of respondeat superior shall not apply as between City and Vendor.

INDEMNIFICATION.

VENDOR covenants and agrees to FULLY INDEMNIFY, DEFEND and HOLD HARMLESS, CITY and the elected officials, employees, officers, directors, volunteers and representatives of CITY, individually and collectively, from and against any and all costs, claims, liens, damages, losses, expenses, fees, fines, penalties, proceedings, actions, demands, causes of action, liability and suits of any kind and nature, including but not limited to, personal or bodily injury, death and property damage, made upon CITY directly or indirectly arising out of, resulting from or related to VENDOR'S activities under this Agreement, including any acts or omissions of VENDOR, any agent, officer, director, representative, employee, consultant or subcontractor of VENDOR, and their respective officers, agents employees, directors and representatives while in the exercise of the rights or performance of the duties under this Agreement. The indemnity provided for in this paragraph shall not apply to any liability resulting from the negligence of CITY, it s officers or employees, in instances where such negligence causes personal injury, death, or property damage. IN THE EVENT VENDOR AND CITY ARE FOUND JOINTLY LIABLE BY A COURT OF COMPETENT JURISDICTION, LIABILITY SHALL BE APPORTIONED COMPARATIVELY IN ACCORDANCE WITH THE LAWS FOR THE STATE OF TEXAS, WITHOUT, HOWEVER, WAIVING ANY GOVERNMENTAL IMMUNITY AVAILABLE TO THE CITY UNDER TEXAS LAW AND WITHOUT WAIVING ANY DEFENSES OF THE PARTIES UNDER TEXAS LAW. In addition, Vendor agrees to indemnify, defend, and hold the City harmless from any claim involving patent infringement, trademarks, trade secrets, and copyrights on goods supplied.

The provisions of this INDEMNITY are solely for the benefit of the parties hereto and not intended to create or grant any rights, contractual or otherwise, to any other person or entity. VENDOR shall advise CITY in writing within 24 hours of any claim or demand against CITY or VENDOR known to VENDOR related to or arising out of VENDOR's activities under this AGREEMENT and shall see to the investigation and defense of such claim or demand at VENDOR's cost. CITY shall have the right, at its option and at its own expense, to participate in such defense without relieving VENDOR of any of its obligations under this paragraph.

Assignment. Except as otherwise stated herein, Vendor may not sell, assign, pledge, transfer or convey any interest in this contract, nor delegate the performance of any duties hereunder, by transfer, by subcontracting or any other means, without the consent of Director. As a condition of such consent, if such consent is granted, Vendor shall remain liable for completion of the services and provision of goods outlined in this contract in the event of default by the successor Vendor, assignee, transferee or subcontractor. Any attempt to transfer, pledge or otherwise assign this Contract without said written approval, shall be void ab initio and shall confer no rights upon any third person.

Ownership of Documents. Pursuant to Texas Local Government Code Chapter 201, any and all Records produced by Vendor pursuant to the provisions of this contract are the exclusive property of City; and no such Record shall be the subject of any copyright or proprietary claim by Vendor. The term "Record" as used herein shall mean any document, paper, letter, book, map, photograph, sound or video recording, microfilm, magnetic tape, electronic medium, or other information recording medium, regardless of physical form or characteristic. Vendor understands and acknowledges that as the exclusive owner of any and all such Records, City has the right to use all such Records as City desires, without restriction.

Records Retention.

Vendor and its subcontractors, if any, shall properly, accurately and completely maintain all documents, papers, and records, and other evidence pertaining to the services rendered hereunder ("Documents"), and shall make such Documents available to the City at their respective offices, at all reasonable times and as often as City may deem necessary during the contract period, including any extension or renewal hereof, and the record retention period

established herein, for purposes of audit, inspection, examination, and making excerpts or copies of same by City and any of its authorized representatives.

Vendor shall retain any and all Documents produced as a result of services provided hereunder for a period of four years ("Retention Period") from the date of termination of the contract. If, at the end of the Retention Period, there is litigation or other questions arising from, involving or concerning these Documents or the services provided hereunder, Vendor shall retain the records until the resolution of such litigation or other such questions. Vendor acknowledges and agrees that City shall have access to any and all such Documents at any and all times, as deemed necessary by City, during said Retention Period. City may, at its election, require Vendor to return the documents to City at Vendor's expense prior to or at the conclusion of the Retention Period. In such event, Vendor may retain a copy of the documents.

Vendor shall notify City, immediately, in the event Vendor receives any requests for information from a third party, which pertain to the Documents referenced herein. Vendor understands and agrees that City will process and handle all such requests.

Severability. If any clause or provision of this contract is held invalid, illegal or unenforceable under present or future federal, state or local laws, including but not limited to the City Charter, City Code, or ordinances of the City of San Antonio, Texas, then and in that event it is the intention of the parties hereto that such invalidity, illegality or unenforceability shall not affect any other clause or provision hereof and that the remainder of this contract shall be construed as if such invalid, illegal or unenforceable clause or provision was never contained herein. It is also the intention of the parties hereto that in lieu of each clause or provision of this contract that is invalid, illegal, or unenforceable, there be added as a part of the contract a clause or provision as similar in terms to such invalid, illegal or unenforceable clause or provision as may be possible, legal, valid and enforceable.

Compliance with Law. Vendor shall provide and perform all services required under this Agreement in compliance with all applicable federal, state and local laws, rules and regulations.

Certifications. Vendor warrants and certifies that Vendor and any other person designated to provide services hereunder has the requisite training, license and/or certification to provide said services, and meets all competence standards promulgated by all other authoritative bodies, as applicable to the services provided herein.

Non-waiver of Performance. Unless otherwise specifically provided for in this Agreement, a waiver by either Party of a breach of any of the terms, conditions, covenants or guarantees of this Agreement shall not be construed or held to be a waiver of any succeeding or preceding breach of the same or any other term, condition, covenant or guarantee herein contained. Further, any failure of either Party to insist in any one or more cases upon the strict performance of any of the covenants of this Agreement, or to exercise any option herein contained, shall in no event be construed as a waiver or relinquishment for the future of such covenant or option. In fact, no waiver, change, modification or discharge by either party hereto of any provision of this Agreement shall be deemed to have been made or shall be effective unless expressed in writing and signed by the party to be charged. No act or omission by a Party shall in any manner impair or prejudice any right, power, privilege, or remedy available to that Party hereunder or by law or in equity, such rights, powers, privileges, or remedies to be always specifically preserved hereby.

Venue. Venue of any court action brought directly or indirectly by reason of this contract shall be in Bexar County, Texas. This contract is made and is to be performed in Bexar County, Texas, and is governed by the laws of the State of Texas.

Non-discrimination. As a condition of entering into this agreement, Vendor represents and warrants that it will comply with City's Commercial Nondiscrimination Policy, as described under Section IILC.1 of the SBEDA Ordinance. As part of such compliance, Vendor shall not discriminate on the basis of race, color, religion, ancestry or national origin, sex, age, marital status, sexual orientation, or on the basis of disability or other unlawful forms of discrimination in the solicitation, selection, hiring or commercial treatment of subcontractors, vendors, suppliers, or commercial customers, nor shall Vendor retaliate against any person for reporting instances of such discrimination. Vendor shall provide equal opportunity for subcontractors, vendors and suppliers to participate in all of its public sector and private sector subcontracting and supply opportunities, provided that nothing contained in this clause shall prohibit or limit otherwise lawful efforts to remedy the effects of marketplace discrimination that have occurred or are occurring in the City's Relevant Marketplace. Vendor understands and agrees that a material violation of this clause shall be considered a material breach of this agreement and may result in termination of this agreement, disqualification of Vendor from participating in City contracts, or other sanctions. This clause is not enforceable by or for the benefit of, and creates no obligation to, any third party. Vendor shall include this nondiscrimination clause in all subcontracts for the performance of this contract. **As a party to this contract, Vendor understands and agrees to comply with the *Non-Discrimination Policy* of the City of San Antonio contained in Chapter 2, Article X of the City Code and further, shall not discriminate on the basis of race, color,**

religion, national origin, sex, sexual orientation, gender identity, veteran status, age or disability, unless exempted by state or federal law, or as otherwise established herein.

Delinquent Taxes. In the event that Vendor is or subsequently becomes delinquent in the payment of taxes owed to the City of San Antonio, the City reserves the right to deduct any delinquent taxes from payments that the City may owe to the delinquent Vendor as a result of this contract.

Binding Contract. This contract shall be binding on and inure to the benefit of the parties hereto and their respective heirs, executors, administrators, legal representatives, and successors and assigns, except as otherwise expressly provided for herein.

Entire Agreement. This contract, including City's final electronically posted online version, together with its authorizing ordinance and its price schedule(s), attachments, purchase orders, and exhibits, if any, constitutes the final and entire agreement between the parties hereto and contains all of the terms and conditions agreed upon. No other agreements, oral or otherwise, regarding the subject matter of this contract shall be deemed to exist or to bind the parties hereto, unless same be in writing, dated subsequent to the date hereof, and be duly executed by the parties, in accordance with the Change Order provision herein. **Parties agree that City's final electronically posted online version of this solicitation contains the agreed upon specifications, scope of services, and terms and conditions of this contract, and shall control in the event of a conflict with any printed version signed and submitted by Vendor.**

007 - SIGNATURE PAGE

By submitting a bid, whether electronically or by paper, Bidder represents that:

(s)he is authorized to bind Bidder to fully comply with the terms and conditions of City's Invitation for Bid for the prices stated therein;

(s)he has read the entire document, including the final version issued by City, and agreed to the terms therein;

Bidder is in good standing with the Texas State Comptroller's Office; and


to the best of his/her knowledge, all information is true and correct.

If submitting your bid by paper, complete the following and sign on the signature line below. Failure to sign and submit this Signature Page will result in rejection of your bid.

Bidder Information:

Please Print or Type:

Vendor ID No.:	V1015102
Signer's Name:	Mike Crockett
Name of Business:	Doggett Freightliner of South Texas, LLC
Street Address:	8700 IH 10 East
City, State, Zip Code:	Converse, Texas 78109
Email Address:	mike.crockett@doggett.com
Telephone No.:	210-277-4373
Fax No.:	210-661-0289
City's Solicitation No.:	6100007554



Signature of Person Authorized to Sign Bid

008 - STANDARD DEFINITIONS

Whenever a term defined by the Uniform Commercial Code ("UCC"), as enacted by the State of Texas, is used in the Contract, the UCC definition shall control, unless otherwise defined in the Contract.

All-or-None Bid - an invitation to bid in which the City will award the entire contract to one bidder only.

Alternate Bid - two or more bids with substantive variations in the item or service offered from the same bidder in response to a solicitation.

Assignment - a transfer of claims, rights or interests in goods, services or property.

Bid - a complete, signed response to a solicitation. The term "bid" is synonymous with the term "offer".

Bid Opening - a public meeting during which bid responses are disclosed.

Bidder - a person, firm or entity that submits a bid in response to a solicitation. The bidder whose bid is accepted by City may also be referred to herein as Contractor, Vendor or Supplier.

Bid Bond or Bid Guarantee - security to ensure that Bidder (a) will not withdraw the bid within the period specified for acceptance, and (b) will furnish any required bonds or performance guarantees, and any necessary insurance within the time specified in the solicitation.

Change Order - a change to the plans or specifications of the contract, or an increase or decrease in the quantity of work to be performed or of materials, equipment, or supplies to be furnished, issued by the Director after the bid has been accepted by the City.

City - the City of San Antonio, a Texas home-rule municipal corporation.

Contract - the binding legal agreement between the City and Vendor.

Contractor - the bidder whose bid is accepted by the City and is, therefore, the person, firm or entity providing goods or services to the City under a contract.

Director - the Director of City's Purchasing & General Services Department, or Director's designee.

Equal or Equivalent - terms to indicate that similar products or other brands may be acceptable for purchase if specifications and functional requirements are met.

Invitation for Bid (IFB) - a solicitation requesting pricing for a specified good or a service.

Line Item - a listing of items in a bid for which a bidder is expected to provide separate pricing.

Low Bid - a bid which is lowest in price, but may not meet all requirements or specifications.

Lowest Responsible Bidder - the bidder whose bid meets all requirements of the specifications, terms and conditions of the IFB and results in the lowest cost to the City in an award based solely on price, taking into consideration the bidder's competence and qualifications to perform the contract.

Non-Responsive Bid - a bid or offer that does not comply with the terms and conditions, or specifications and/or requirements of the IFB.

Offer - a complete, signed response to an IFB that, if accepted, would bind the bidder to perform the resultant contract. The term "offer" is synonymous with the term "bid".

Payment Bond - a particular form of security provided by the contractor to protect the City against loss due to the contractor's failure to pay suppliers and subcontractors.

Performance Bond - a particular form of security provided by the contractor to protect the City against loss due to the contractor's inability or unwillingness to complete the contract as agreed.

Performance Deposit - security provided by the contractor to protect the City against loss due to the contractor's inability or unwillingness to complete the contract as agreed.

Pre-Submittal Conference - a meeting conducted by the City, held in order to allow bidders to ask questions about the proposed contract and particularly, the contract specifications.

Purchase Order - a validly issued order placed by an authorized City department for the purchase of goods or services, written on the City's standard purchase order form, and which is Vendor's authority to deliver to and invoice the City for the goods or services specified in an IFB for the price stated in Vendor's bid.

Responsible Bidder - a bidder who is known to have the necessary competence and qualifications to perform and provide all requirements of an intended contract.

Responsive Bidder - a bidder who tenders a bid which meets all requirements of the invitation to bid and is a responsible bidder.

Sealed Bid - a bid submitted as a sealed document, whether hard copy or electronic, by a prescribed time to the location indicated in the IFB. The contents of the bid will not be made public prior to the bid opening.

Specifications - a description of what the City requires and what the bidder must offer; a description of the physical or functional characteristics of a product or material, or the nature of a service or construction item.

Subcontractor - a person, firm or entity providing goods or services to a vendor to be used in the performance of the Vendor's obligations under the contract with the City.

Supplier - the bidder whose bid is accepted by the City and is, therefore, the person, firm or entity providing goods or services to the City under a contract.

Vendor - the bidder whose bid is accepted by the City and is, therefore, the person, firm or entity providing goods or services to the City under a contract.

Waiver of Irregularity - noting, but disregarding an immaterial variance within a bid.

Attachment A

PRICE SCHEDULE

Local Preference Program (LPP) Ordinance

The 82nd Texas Legislature adopted a revision to the law that allowed the City of San Antonio (City) to adopt a policy that would grant contracting preferences to local businesses for certain types of contracts. The City adopted such a policy, known as the Local Preference Program, described in the San Antonio City Code Chapter 2, Article XII, effective for solicitations issued after May 1, 2013.

This solicitation is subject to the Local Preference Program. For more information on the program, refer to the Local Preference Program Identification Form attached to this solicitation.

In order to receive consideration the Local Bidder must complete and return the attached Local Preference Identification Form.

ITEM PRICING

ITEM	QUANTITY	DESCRIPTION
1	1	10, 001- 14,000 GVW Turnkey Regular Cab 4x4 Flatbed Herbicide Truck

PRICE EACH: \$ _____

TOTAL: \$ _____

YEAR, MAKE & MODEL CAB & CHASSIS OFFERED:

SPECIFIC MAKE & MODEL OF ENGINE OFFERED (INCLUDE SAE NET HP):

TRANSMISSION OFFERED:

CAB & CHASSIS WARRANTY:

CAB & CHASSIS WARRANTY SERVICE PROVIDER FACILITY NAME:

CAB & CHASSIS WARRANTY SERVICE PROVIDER FACILITY ADDRESS:

YEAR, MAKE & MODEL FLATBED BODY OFFERED:

FLATBED BODY WARRANTY:

FLATBED BODY WARRANTY SERVICE PROVIDER FACILITY NAME:

FLATBED BODY WARRANTY SERVICE PROVIDER FACILITY ADDRESS:

DELIVERY WILL BE MADE WITHIN _____ CALENDER DAYS AFTER ISSUANCE OF PURCHASE ORDER.

PRODUCTION CUT-OFF DATE: _____

INDICATE THE LAST DAY THAT THE CITY CAN PLACE ORDERS UNDER THIS CONTRACT WITHOUT MISSING THE PRODUCTION CUT OFF DATE: _____.

BID PRICES SHALL REMAIN FIRM FOR ALL ORDERS PLACED PRIOR TO THIS CUT OFF DATE. IN THE EVENT THAT CITY DOES NOT AWARD A CONTRACT PRIOR TO PRODUCTION CUT OFF DATE, CAN BIDDER PROVIDE BID ITEMS, AT THE BID PRICE SUBMITTED, AFTER THE PRODUCTION CUT OFF DATE? _____.

ITEM	QUANTITY	DESCRIPTION
2	1	Brush Tub Grinder with Loader

PRICE EACH: \$ _____

TOTAL: \$ _____

YEAR, MAKE & MODEL OFFERED:

SPECIFIC MAKE & MODEL OF ENGINE OFFERED (INCLUDE SAE NET HP):

WARRANTY SERVICE PROVIDER FACILITY NAME:

WARRANTY SERVICE PROVIDER FACILITY ADDRESS:

DELIVERY WILL BE MADE WITHIN _____ CALENDER DAYS AFTER ISSUANCE OF PURCHASE ORDER.

PRODUCTION CUT-OFF DATE: _____

INDICATE THE LAST DAY THAT THE CITY CAN PLACE ORDERS UNDER THIS CONTRACT WITHOUT MISSING THE PRODUCTION CUT OFF DATE: _____.

BID PRICES SHALL REMAIN FIRM FOR ALL ORDERS PLACED PRIOR TO THIS CUT OFF DATE. IN THE EVENT THAT CITY DOES NOT AWARD A CONTRACT PRIOR TO PRODUCTION CUT OFF DATE, CAN BIDDER PROVIDE BID ITEMS, AT THE BID PRICE SUBMITTED, AFTER THE PRODUCTION CUT OFF DATE? _____.

ITEM	QUANTITY	DESCRIPTION
3	1	Pneumatic, Tired Roller

PRICE EACH: \$ _____

TOTAL: \$ _____

YEAR, MAKE & MODEL OFFERED:

SPECIFIC MAKE & MODEL OF ENGINE OFFERED (INCLUDE SAE NET HP):

WARRANTY SERVICE PROVIDER FACILITY NAME:

WARRANTY SERVICE PROVIDER FACILITY ADDRESS:

DELIVERY WILL BE MADE WITHIN _____ CALENDER DAYS AFTER ISSUANCE OF PURCHASE ORDER.

PRODUCTION CUT-OFF DATE: _____

INDICATE THE LAST DAY THAT THE CITY CAN PLACE ORDERS UNDER THIS CONTRACT WITHOUT MISSING THE PRODUCTION CUT OFF DATE: _____.

BID PRICES SHALL REMAIN FIRM FOR ALL ORDERS PLACED PRIOR TO THIS CUT OFF DATE. IN THE EVENT THAT CITY DOES NOT AWARD A CONTRACT PRIOR TO PRODUCTION CUT OFF DATE, CAN BIDDER PROVIDE BID ITEMS, AT THE BID PRICE SUBMITTED, AFTER THE PRODUCTION CUT OFF DATE? _____.

ITEM	QUANTITY	DESCRIPTION
------	----------	-------------

PRICE EACH: \$ 115,791.00

TOTAL: \$ 115,791.00

YEAR, MAKE & MODEL CAB & CHASSIS OFFERED:

2017 Freightliner M2-106

SPECIFIC MAKE & MODEL OF ENGINE OFFERED (INCLUDE SAE NET HP):

Cummins ISB 6.7 260HP / 660 TQ

TRANSMISSION OFFERED:

Allison 3000RDS

CAB & CHASSIS WARRANTY:

2 years - Unlimited Miles

CAB & CHASSIS WARRANTY SERVICE PROVIDER FACILITY NAME:

Doggett Freightliner of South Texas, LLC

CAB & CHASSIS WARRANTY SERVICE PROVIDER FACILITY ADDRESS:

8700 IH 10 East, Converse Texas 78109

YEAR, MAKE & MODEL UTILITY BED & CRANE OFFERED:

2016 Warner Bodies - WS2132 - Stellar EC6000 Crane with telescopic boom

UTILITY BED & CRANE WARRANTY:

1 Year

UTILITY BED & CRANE WARRANTY SERVICE PROVIDER FACILITY NAME:

Cobalt Truck Equipment

UTILITY BED & CRANE WARRANTY SERVICE PROVIDER FACILITY ADDRESS:

11218 IH 10 East, Converse Texas 78109

DELIVERY WILL BE MADE WITHIN 120-180 CALENDER DAYS AFTER ISSUANCE OF PURCHASE ORDER.

PRODUCTION CUT-OFF DATE: 12/31/2016

INDICATE THE LAST DAY THAT THE CITY CAN PLACE ORDERS UNDER THIS CONTRACT WITHOUT MISSING THE PRODUCTION CUT OFF DATE: 12/31/2016.

BID PRICES SHALL REMAIN FIRM FOR ALL ORDERS PLACED PRIOR TO THIS CUT OFF DATE. IN THE EVENT THAT CITY DOES NOT AWARD A CONTRACT PRIOR TO PRODUCTION CUT OFF DATE, CAN BIDDER PROVIDE BID ITEMS, AT THE BID PRICE SUBMITTED, AFTER THE PRODUCTION CUT OFF DATE? Yes.

ITEM	QUANTITY	DESCRIPTION
5	1	19,501-26,000 GVW Utility Bed Crane Truck

PRICE EACH: \$ 113,234.00

TOTAL: \$ 113,234.00

YEAR, MAKE & MODEL CAB & CHASSIS OFFERED:

2017 Freightliner M2-106

SPECIFIC MAKE & MODEL OF ENGINE OFFERED (INCLUDE SAE NET HP):

Cummins ISB 6.7 260 HP / 660TQ

TRANSMISSION OFFERED:

Allison 3000 RDS

CAB & CHASSIS WARRANTY:

2 Years - Unlimited Miles

CAB & CHASSIS WARRANTY SERVICE PROVIDER FACILITY NAME:

Doggett Freightliner of South Texas, LLC

CAB & CHASSIS WARRANTY SERVICE PROVIDER FACILITY ADDRESS:

8700 IH 10 East, Converse Texas 78109

YEAR, MAKE & MODEL UTILITY BED & CRANE OFFERED:

2016 Warner FBA - Stellar EC6000 Telescopic Crane

UTILITY BED & CRANE WARRANTY:

1 Year

UTILITY BED & CRANE WARRANTY SERVICE PROVIDER FACILITY NAME:

Cobalt Truck Equipment

UTILITY BED & CRANE WARRANTY SERVICE PROVIDER FACILITY ADDRESS:

11218 IH 10 East, Converse Texas 78109

DELIVERY WILL BE MADE WITHIN 120-180 CALENDER DAYS AFTER ISSUANCE OF PURCHASE ORDER.

PRODUCTION CUT-OFF DATE: 12/31/2016

INDICATE THE LAST DAY THAT THE CITY CAN PLACE ORDERS UNDER THIS CONTRACT WITHOUT MISSING THE PRODUCTION CUT OFF DATE: 12/31/2016.

BID PRICES SHALL REMAIN FIRM FOR ALL ORDERS PLACED PRIOR TO THIS CUT OFF DATE. IN THE EVENT THAT CITY DOES NOT AWARD A CONTRACT PRIOR TO PRODUCTION CUT OFF DATE, CAN BIDDER PROVIDE BID ITEMS, AT THE BID PRICE SUBMITTED, AFTER THE PRODUCTION CUT OFF DATE? Yes.

ITEM	QUANTITY	DESCRIPTION
6	1	19,501-26,000 GVW Chipper Truck

PRICE EACH: \$ 92,464.00

TOTAL: \$ 92,464.00

YEAR, MAKE & MODEL CAB & CHASSIS OFFERED:

2017 Freightliner M2-106

SPECIFIC MAKE & MODEL OF ENGINE OFFERED (INCLUDE SAE NET HP):

Cummins ISB 6.7 260 HP / 660 Tq

TRANSMISSION OFFERED:

Allison 3000 RDS

CAB & CHASSIS WARRANTY:

2 Years - Unlimited Miles

CAB & CHASSIS WARRANTY SERVICE PROVIDER FACILITY NAME:

Doggett Freightliner of South Texas, LLC

CAB & CHASSIS WARRANTY SERVICE PROVIDER FACILITY ADDRESS:

8700 IH 10 East, Converse Texas 78109

YEAR, MAKE & MODEL CHIPPER CATCH BODY/BOX OFFERED:

2016 Arbortech

CHIPPER CATCH BODY/BOX WARRANTY:

1 Year

CHIPPER CATCH BODY/BOX WARRANTY SERVICE PROVIDER FACILITY NAME:

Cobalt Truck Equipment

CHIPPER CATCH BODY/BOX SERVICE PROVIDER FACILITY ADDRESS:

11218 IH 10 East, Converse Texas 78109

DELIVERY WILL BE MADE WITHIN 120-180 CALENDER DAYS AFTER ISSUANCE OF PURCHASE ORDER.

PRODUCTION CUT-OFF DATE: 12/31/2016

INDICATE THE LAST DAY THAT THE CITY CAN PLACE ORDERS UNDER THIS CONTRACT WITHOUT MISSING THE PRODUCTION CUT OFF DATE: 12/31/2016.

BID PRICES SHALL REMAIN FIRM FOR ALL ORDERS PLACED PRIOR TO THIS CUT OFF DATE. IN THE EVENT THAT CITY DOES NOT AWARD A CONTRACT PRIOR TO PRODUCTION CUT OFF DATE, CAN BIDDER PROVIDE BID ITEMS, AT THE BID PRICE SUBMITTED, AFTER THE PRODUCTION CUT OFF DATE? Yes.

ITEM	QUANTITY	DESCRIPTION
7	2	4x4 Utility Tractors

BASE UNIT PRICE (EACH): \$ _____

TOTAL: \$ _____

Additional Cost:

Optional protective cage: _____

YEAR, MAKE & MODEL OFFERED:

SPECIFIC MAKE & MODEL OF ENGINE OFFERED (INCLUDE SAE NET HP):

WARRANTY:

WARRANTY SERVICE PROVIDER FACILITY NAME:

WARRANTY SERVICE PROVIDER FACILITY ADDRESS:

DELIVERY WILL BE MADE WITHIN _____ CALENDER DAYS AFTER ISSUANCE OF PURCHASE ORDER.

PRODUCTION CUT-OFF DATE: _____

INDICATE THE LAST DAY THAT THE CITY CAN PLACE ORDERS UNDER THIS CONTRACT WITHOUT MISSING THE PRODUCTION CUT OFF DATE: _____.

BID PRICES SHALL REMAIN FIRM FOR ALL ORDERS PLACED PRIOR TO THIS CUT OFF DATE. IN THE EVENT THAT CITY DOES NOT AWARD A CONTRACT PRIOR TO PRODUCTION CUT OFF DATE, CAN BIDDER PROVIDE BID ITEMS, AT THE BID PRICE SUBMITTED, AFTER THE PRODUCTION CUT OFF DATE? _____.

ITEM	QUANTITY	DESCRIPTION
8	2	2,000 Gallon Trailer Mounted Water Tanker

PRICE EACH: \$ _____

TOTAL: \$ _____

YEAR, MAKE & MODEL OFFERED:

WARRANTY:

WARRANTY SERVICE PROVIDER FACILITY NAME:

WARRANTY SERVICE PROVIDER FACILITY ADDRESS:

DELIVERY WILL BE MADE WITHIN _____ CALENDER DAYS AFTER ISSUANCE OF PURCHASE ORDER.

PRODUCTION CUT-OFF DATE: _____

INDICATE THE LAST DAY THAT THE CITY CAN PLACE ORDERS UNDER THIS CONTRACT WITHOUT MISSING THE PRODUCTION CUT OFF DATE: _____.

BID PRICES SHALL REMAIN FIRM FOR ALL ORDERS PLACED PRIOR TO THIS CUT OFF DATE. IN THE EVENT THAT CITY DOES NOT AWARD A CONTRACT PRIOR TO PRODUCTION CUT OFF DATE, CAN BIDDER PROVIDE BID ITEMS, AT THE BID PRICE SUBMITTED, AFTER THE PRODUCTION CUT OFF DATE? _____.

ITEM	QUANTITY	DESCRIPTION
9	2	>33,000 GVW Utility Bed 65' Ground Reach Aerial Truck

BASE UNIT PRICE (EACH): \$ 197,653⁰⁰

TOTAL: \$ 395,603⁰⁰

Additional Cost:

Optional bucket rotator to dump water and debris:

Option 1: Manual Rotator Additional Cost: Not Suitable for 2 man bucket

Option 2: Hydraulic Controlled Rotator Additional Cost: \$ 1875⁰⁰ EA.

Additional Cost:

Optional bucket cover:

Option 1: Canvas Bucket Cover: \$ 45⁰⁰ EA.

Option 2: Hard Bucket Cove: \$ 95⁰⁰ Ea.

YEAR, MAKE & MODEL CAB & CHASSIS OFFERED:

2017 Freightliner M2-106

SPECIFIC MAKE & MODEL OF ENGINE OFFERED (INCLUDE SAE NET HP):

Cummins ISL 9 - 270 HP / 800 TQ

TRANSMISSION OFFERED:

Allison 3000 RDS

CAB & CHASSIS WARRANTY:

2 Years - Unlimited Miles

CAB & CHASSIS WARRANTY SERVICE PROVIDER FACILITY NAME:

Doggett Freightliner of South Texas, LLC

CAB & CHASSIS WARRANTY SERVICE PROVIDER FACILITY ADDRESS:

8700 IH 10 East, Converse Texas 78109

YEAR, MAKE & MODEL AERIAL LIFT AND PLATFORM OFFERED:

2016 Altec AA67

AERIAL LIFT AND PLATFORM WARRANTY:

1 Year Parts & Labor

AERIAL LIFT AND PLATFORM SERVICE PROVIDER FACILITY NAME:

Altec Field Support / Doggett Freightliner

AERIAL LIFT AND PLATFORM WARRANTY SERVICE PROVIDER FACILITY ADDRESS:

Most repairs will be made on location via Altec support / Mobile service

8700 IH 10 East, Converse Texas 78109

DELIVERY: DELIVERY WILL BE MADE WITHIN 270-330 CALENDAR DAYS AFTER ISSUANCE OF PURCHASE ORDER.

PRODUCTION CUT-OFF DATE: 12/31/2016

INDICATE THE LAST DAY THAT THE CITY CAN PLACE ORDERS UNDER THIS CONTRACT WITHOUT MISSING THE PRODUCTION CUT OFF DATE: 12/31/2016.

BID PRICES SHALL REMAIN FIRM FOR ALL ORDERS PLACED PRIOR TO THIS CUT OFF DATE. IN THE EVENT THAT CITY DOES NOT AWARD A CONTRACT PRIOR TO PRODUCTION CUT OFF DATE, CAN BIDDER PROVIDE BID ITEMS, AT THE BID PRICE SUBMITTED, AFTER THE PRODUCTION CUT OFF DATE? NO.

4.12	ITEM	QUANTITY	DESCRIPTION
	10		Greater Than 33,000 GVW 79' Utility Platform Aerial Truck

DELETED:

ITEM	QUANTITY	DESCRIPTION
11	1	Sprinter Van with Auxiliary AC Unit, Diesel

PRICE EACH: \$ _____

TOTAL: \$ _____

YEAR, MAKE & MODEL OFFERED:

SPECIFIC MAKE & MODEL OF ENGINE OFFERED (INCLUDE SAE NET HP):

WARRANTY:

WARRANTY SERVICE PROVIDER FACILITY NAME:

WARRANTY SERVICE PROVIDER FACILITY ADDRESS:

WARRANTY SERVICE PROVIDER FACILITY ADDRESS:

DELIVERY WILL BE MADE WITHIN _____ CALENDER DAYS AFTER ISSUANCE OF PURCHASE ORDER.

PRODUCTION CUT-OFF DATE: _____

INDICATE THE LAST DAY THAT THE CITY CAN PLACE ORDERS UNDER THIS CONTRACT WITHOUT MISSING THE PRODUCTION CUT OFF DATE: _____.

BID PRICES SHALL REMAIN FIRM FOR ALL ORDERS PLACED PRIOR TO THIS CUT OFF DATE. IN THE EVENT THAT CITY DOES NOT AWARD A CONTRACT PRIOR TO PRODUCTION CUT OFF DATE, CAN BIDDER PROVIDE BID ITEMS, AT THE BID PRICE SUBMITTED, AFTER THE PRODUCTION CUT OFF DATE? _____.

ITEM	QUANTITY	DESCRIPTION
12	2	Mini Van (Cargo)

PRICE EACH: \$ _____

TOTAL: \$ _____

YEAR, MAKE & MODEL OFFERED:

SPECIFIC MAKE & MODEL OF ENGINE OFFERED (INCLUDE SAE NET HP):

WARRANTY:

WARRANTY SERVICE PROVIDER FACILITY NAME:

WARRANTY SERVICE PROVIDER FACILITY ADDRESS:

DELIVERY WILL BE MADE WITHIN _____ CALENDER DAYS AFTER ISSUANCE OF PURCHASE ORDER.

PRODUCTION CUT-OFF DATE: _____

INDICATE THE LAST DAY THAT THE CITY CAN PLACE ORDERS UNDER THIS CONTRACT WITHOUT MISSING THE PRODUCTION CUT OFF DATE: _____.

BID PRICES SHALL REMAIN FIRM FOR ALL ORDERS PLACED PRIOR TO THIS CUT OFF DATE. IN THE EVENT THAT CITY DOES NOT AWARD A CONTRACT PRIOR TO PRODUCTION CUT OFF DATE, CAN BIDDER PROVIDE BID ITEMS, AT THE BID PRICE SUBMITTED, AFTER THE PRODUCTION CUT OFF DATE? _____.

ITEM	QUANTITY	DESCRIPTION
13	1	1 Ton Cargo Van

PRICE EACH: \$ _____

TOTAL: \$ _____

YEAR, MAKE & MODEL OFFERED:

SPECIFIC MAKE & MODEL OF ENGINE OFFERED (INCLUDE SAE NET HP):

WARRANTY:

WARRANTY SERVICE PROVIDER FACILITY NAME:

WARRANTY SERVICE PROVIDER FACILITY ADDRESS:

DELIVERY WILL BE MADE WITHIN _____ CALENDER DAYS AFTER ISSUANCE OF PURCHASE ORDER.

PRODUCTION CUT-OFF DATE: _____

INDICATE THE LAST DAY THAT THE CITY CAN PLACE ORDERS UNDER THIS CONTRACT WITHOUT MISSING THE PRODUCTION CUT OFF DATE: _____.

BID PRICES SHALL REMAIN FIRM FOR ALL ORDERS PLACED PRIOR TO THIS CUT OFF DATE. IN THE EVENT THAT CITY DOES NOT AWARD A CONTRACT PRIOR TO PRODUCTION CUT OFF DATE, CAN BIDDER PROVIDE BID ITEMS, AT THE BID PRICE SUBMITTED, AFTER THE PRODUCTION CUT OFF DATE? _____.

ITEM	QUANTITY	DESCRIPTION
14	3	½ Ton Full Size Regular Cab 4x2

PRICE EACH: \$ _____

TOTAL: \$ _____

YEAR, MAKE & MODEL OFFERED:

SPECIFIC MAKE & MODEL OF ENGINE OFFERED (INCLUDE SAE NET HP):

WARRANTY:

WARRANTY SERVICE PROVIDER FACILITY NAME:

WARRANTY SERVICE PROVIDER FACILITY ADDRESS:

DELIVERY WILL BE MADE WITHIN _____ CALENDER DAYS AFTER ISSUANCE OF PURCHASE ORDER.

PRODUCTION CUT-OFF DATE: _____

INDICATE THE LAST DAY THAT THE CITY CAN PLACE ORDERS UNDER THIS CONTRACT WITHOUT MISSING THE PRODUCTION CUT OFF DATE: _____.

BID PRICES SHALL REMAIN FIRM FOR ALL ORDERS PLACED PRIOR TO THIS CUT OFF DATE. IN THE EVENT THAT CITY DOES NOT AWARD A CONTRACT PRIOR TO PRODUCTION CUT OFF DATE, CAN BIDDER PROVIDE BID ITEMS, AT THE BID PRICE SUBMITTED, AFTER THE PRODUCTION CUT OFF DATE? _____.

Prompt Payment Discount: _____% _____ days. (If no discount is offered, Net 30 will apply.)

Thank You, LD McGarity

City of San Antonio
Finance Department - Purchasing Division
Local Preference Program Identification Form

The City of San Antonio Local Preference Program, described in the San Antonio City Code Chapter 2, Article XII, establishes a local preference for specific contracting categories. Each time a bidder or respondent submits a bid for a solicitation, this Local Preference Program Identification Form must be completed and turned in with the solicitation response in order to be identified as a City Business and receive the preference described below. The City will not rely on Local Preference Program Identification Forms submitted with prior or contemporaneous bids or proposals.

The Local Preference Program allows the City to grant a preference to a business meeting the definition of *City Business* in the award of the following types of contracts, when selection is made based on price alone:

- Personal Property (Goods / Supplies): The local bidder's price must be within 3% of the price of the lowest non-local bidder for contracts of \$50,000 or more;
- Non-professional Services: The local bidder's price must be within 3% of the price of the lowest non-local bidder for contracts of \$50,000 to under \$500,000;
- Construction Services: The local bidder's price must be within 3% of the price of the lowest non-local bidder for contracts of \$50,000 to under \$100,000, excluding contracts awarded using alternative delivery methods.

The Local Preference Program also allows the award of additional points, when multiple evaluation criteria are used in the award of professional service contracts, where the selection process is not governed by statute and in revenue generating and concession contracts. A business meeting the definition of *City Business* stated below may be awarded 10 points for being headquartered within the city, or 5 points for having a local office within the city.

Moreover, the program recognizes joint venture agreements and allows for apportioning of points based upon the percentage of ownership of joint ventures by *City Businesses* responding to solicitations for which discretionary points are applied. For solicitations where selection is made based on price alone, all members of a joint venture must be *City Businesses* for the preference to be applied.

City Business is defined as a business headquartered within the incorporated San Antonio city limits for one year or more OR one that meets the following conditions:

- Has an established place of business for one year or more in the incorporated limits of the City:
 - (a) from which at least 100 of its employees OR at least 20% of its total full-time, part-time and contract employees are regularly based; and
 - (b) from which a substantial role in the business' performance of a commercially useful function or a substantial part of its operations is conducted by those employees.

A location utilized solely as a post office box, mail drop or telephone message center or any similar combination, with no other substantial work function, is not a *City Business*.

For the purposes of this program, Headquartered is defined as the place where a business entity's officers direct, control, and coordinate the entity's activities.

NOTE: Bidders / Respondents are required to submit documentation to substantiate that the requirements of a City Business have been met. Examples of documentation may include, but are not limited to the following:

1. Existence of local headquarters or office: For corporations, Texas Comptroller's listing of names/addresses of officers and directors. For partnerships, partnership agreement and any documents identifying the current managing partners and their current work addresses
2. Evidence of local headquarters or office in existence for one year or more: Utility bills, real property lease agreements, equipment leases, personal property taxes, real property taxes
3. Evidence of number of employees: Organizational charts, payroll records by location

City of San Antonio
Finance Department - Purchasing Division
Local Preference Program Identification Form

CITY RESERVES THE RIGHT TO REQUEST ADDITIONAL INFORMATION TO VALIDATE BIDDERS'/RESPONDENTS' DESIGNATION AS A CITY BUSINESS.

COMPLETE THE FOLLOWING FORM AND SUBMIT WITH YOUR RESPONSE EVEN IF YOU ARE NOT SEEKING A LOCAL PREFERENCE. THE BIDDER / RESPONDENT MUST COMPLETE THE FOLLOWING FORM TO BE IDENTIFIED AS A CITY BUSINESS. IF BIDDER / RESPONDENT IS SUBMITTING AS A JOINT VENTURE, EACH CITY BUSINESS THAT IS A MEMBER OF THE JOINT VENTURE MUST COMPLETE AND SIGN THIS FORM.

PROVIDE THE FOLLOWING INFORMATION IF BIDDER/ RESPONDENT IS SUBMITTING AS PART OF A JOINT VENTURE. Joint Venture means a collaboration of for-profit business entities, in response to a solicitation, which is manifested by a written agreement, between two or more independently owned and controlled business firms to form a third business entity solely for purposes of undertaking distinct roles and responsibilities in the completion of a given contract. Under this business arrangement, each joint venture partner shares in the management of the joint venture and also shares in the profits or losses of the joint venture enterprise commensurately with its contribution to the venture.

STATE BIDDER'S / RESPONDENT'S PERCENTAGE OF OWNERSHIP IN THE JOINT VENTURE: _____%

SUBMIT A COPY OF THE JOINT VENTURE AGREEMENT. SUBMIT ANY OTHER DOCUMENTATION REQUESTED BY CITY TO SUBSTANTIATE THE EXISTANCE OF AND/OR PARTICIPATION IN THE JOINT VENTURE. NO PREFERENCE POINTS WILL BE ALLOCATED TO A JOINT VENTURE THAT FAILS TO SUBMIT REQUIRED DOCUMENTATION.

SOLICITATION NAME/NUMBER: 610000 7554 / Medium & Heavy Duty Trucks

PROVIDE THE FOLLOWING INFORMATION REGARDING BIDDER'S / RESPONDENT'S HEADQUARTERS:

Name of Business:	Doggett Freightliner of South Texas, LLC	
Physical Address:	8700 IH 10 East	
City, State, Zip Code:	Converse Tx. 78109	
Phone Number:	210-277-4373	
Email Address:	Mike.Crockett@Doggett.com	
Provide the total number of full-time, part-time, and contract personnel employed by Bidder / Respondent: _____		
Is Business headquartered within the incorporated San Antonio city limits? (circle one)	<input checked="" type="radio"/> Yes	<input type="radio"/> No
Has the business been headquartered in the incorporated San Antonio city limits for one year or more? (circle one)	<input checked="" type="radio"/> Yes	<input type="radio"/> No
If the answers to the questions above are "Yes", stop here. If the answer to either of the above questions is "No", provide responses to the following questions:		

City of San Antonio
Finance Department - Purchasing Division
Local Preference Program Identification Form

PROVIDE THE FOLLOWING INFORMATION REGARDING BIDDER'S / RESPONDENT'S LOCAL OFFICE (IF APPLICABLE):

Name of Business:	N/A	
Physical Address:		
City, State, Zip Code:		
Phone Number:		
Email Address:		
Provide the total number of full-time, part-time, and contract personnel employed by Bidder / Respondent in the local office: _____		
Is the business located in the incorporated San Antonio city limits? (circle one)	Yes	No
Has the business been located in the incorporated San Antonio city limits for one year or more? (circle one)	Yes	No
Are at least 100 full-time, part-time or contract employees regularly based in the San Antonio office? (circle one)	Yes	No
Are at least 20% of the business' total full-time, part-time or contract employees regularly based in the San Antonio office? (circle one)	Yes	No
Do the employees in the San Antonio office perform a substantial role in the business' performance of a commercially useful function or are a substantial part of the business' operations conducted in the San Antonio office? (circle one)	Yes	No

City of San Antonio
Finance Department - Purchasing Division
Local Preference Program Identification Form

ACKNOWLEDGEMENT

THE STATE OF TEXAS

I certify that my responses and the information provided on this Local Preference Program Identification Form are true and correct to the best of my personal knowledge and belief and that I have made no willful misrepresentations on this form, nor have I withheld any relevant information in my statements and answers to questions. I am aware that any information given by me on this Local Preference Program Identification Form may be investigated and I hereby give my full permission for any such investigation, including the inspection of business records and site visits by City or its authorized representative. I fully acknowledge that any misrepresentations or omissions in my responses and information may cause my offer to be rejected or contract to be terminated. I further acknowledge that providing false information is grounds for debarment.

BIDDER'S / RESPONDENT'S FULL NAME:

Mike Crockett
(Print Name) Authorized Representative of Bidder / Respondent

Al A
(Signature) Authorized Representative of Bidder / Respondent

Fleet / Government Sales
Title

7-8-16
Date

**This Local Preference Identification Form must be submitted with the bidder's /
respondent's bid/proposal response.**

City of San Antonio
Veteran-Owned Small Business Program Tracking Form

Authority. San Antonio City Code Chapter 2, Article XI describes the City's veteran-owned small business preference program.

Tracking. This solicitation is not eligible for a preference based on status as a veteran-owned small business (VOSB). Nevertheless, in order to determine whether the program can be expanded at a later date, the City tracks VOSB participation at both prime contract and subcontract levels.

Certification. The City relies on inclusion in the database of veteran-owned small businesses (VOSB) maintained by the U.S. Small Business Administration to verify VOSB status; however, veteran status may also be confirmed by certification by another public or private entity that uses similar certification procedures.

Definitions.

The program uses the federal definitions of veteran and veteran-owned small business found in 38 CFR Part 74.

- The term "veteran" means a person who served on active duty with the U.S. Army, Air Force, Navy, Marine Corps, Coast Guard, for any length of time and at any place and who was discharged or released under conditions other than dishonorable. Reservists or members of the National Guard called to federal active duty or disabled from a disease or injury incurred or aggravated in line of duty or while in training status.
- A veteran-owned small business is a business that is not less than 51 percent owned by one or more veterans, or in the case of any publicly owned business, not less than 51 percent of the stock of which is owned by one or more veterans; the management and daily business operations of which are controlled by one or more veterans and qualifies as "small" for Federal business size stand purposes.

The program uses the below definition of joint venture.

- Joint Venture means a collaboration of for-profit business entities, in response to a solicitation, which is manifested by a written agreement, between two or more independently owned and controlled business firms to form a third business entity solely for purposes of undertaking distinct roles and responsibilities in the completion of a given contract. Under this business arrangement, each joint venture partner shares in the management of the joint venture and also shares in the profits or losses of the joint venture enterprise commensurately with its contribution to the venture.

The program does not distinguish between a veteran and a service-disabled veteran-owned business and is not limited geographically.

COMPLETE THE FOLLOWING FORM AND SUBMIT WITH YOUR BID/PROPOSAL.

INSTRUCTIONS

- IF SUBMITTING AS A PRIME CONTRACTOR ONLY, COMPLETE **SECTION 1** OF THIS FORM.
- IF SUBMITTING AS A PRIME CONTRACTOR UTILIZING A SUBCONTRACTOR, COMPLETE **SECTIONS 1 AND 2** OF THIS FORM.

City of San Antonio
Veteran-Owned Small Business Program Tracking Form

SOLICITATION NAME/NUMBER: 610000 7554

Name of Respondent:	Doggett Freightliner of South Texas, LLC	
Physical Address:	8700 IH 10 East	
City, State, Zip Code:	Converse TX 78109	
Phone Number:	210-277-4373	
Email Address:	Mike.Crockett@doggett.com	
Is Respondent certified as a VOSB with the U.S. Small Business Administration? (circle one)	Yes	<input checked="" type="radio"/> No
If yes, provide the SBA Certification #		
If not certified by the SBA, is Respondent certified as a VOSB by another public or private entity that uses similar certification procedures? (circle one)	Yes	<input checked="" type="radio"/> No
If yes, provide the name of the entity who has certified Respondent as a VOSB. Include any identifying certification numbers.		
Participation Percentage:		
Participation Dollar Amount:		

Is Respondent subcontracting with a business that is certified as a VOSB? (circle one)	Yes	<input checked="" type="radio"/> No
Name of SUBCONTRACTOR Veteran-Owned Small Business:		
Physical Address:		
City, State, Zip Code:		
Phone Number:		
Email Address:		
Is SUBCONTRACTOR certified as a VOSB with the U.S. Small Business Administration? (circle one)	Yes	<input checked="" type="radio"/> No
If yes, provide the SBA Certification #		
If not certified by the SBA, is SUBCONTRACTOR certified as a VOSB by another public or private entity that uses similar certification procedures? (circle one)	Yes	<input checked="" type="radio"/> No
If yes, provide the name of the entity who has certified SUBCONTRACTOR as a VOSB. Include any identifying certification numbers.		
Participation Percentage:		
Participation Dollar Amount		

City of San Antonio
Veteran-Owned Small Business Program Tracking Form

ACKNOWLEDGEMENT

THE STATE OF TEXAS

I certify that my responses and the information provided on this Veteran-Owned Small Business Preference Program Identification Form are true and correct to the best of my personal knowledge and belief and that I have made no willful misrepresentations on this form, nor have I withheld any relevant information in my statements and answers to questions. I am aware that any information given by me on this Veteran-Owned Small Business Preference Program Identification Form may be investigated and I hereby give my full permission for any such investigation, including the inspection of business records and site visits by City or its authorized representative. I fully acknowledge that any misrepresentations or omissions in my responses and information may cause my offer to be rejected or contract to be terminated. I further acknowledge that providing false information is grounds for debarment.

BIDDER/RESPONDENT'S FULL NAME:

Mike Crockett

(Print Name) Authorized Representative of Bidder/Respondent

[Signature]

(Signature) Authorized Representative of Bidder/Respondent


Fleet / Government Sales

Title

7-8-16

Date

This Veteran-Owned Small Business Program Tracking Form must be submitted with the Bidder/Respondent's bid/proposal.



City of San Antonio

ADDENDUM I

SUBJECT: Formal Invitation For Bid (IFB) 6100007554 PURCHASE OF LIGHT, MEDIUM AND HEAVY DUTY TRUCKS, VANS AND HEAVY EQUIPMENT scheduled to open Wednesday, June 22, 2016 date of issue June 1, 2016.

DATE: June 16, 2016

THE ABOVE MENTIONED INVITATION FOR BID (IFB) IS HEREBY AMENDED AS FOLLOWS:

- 1. THE BID OPENING IS HEREBY EXTENDED TO WEDNESDAY, JUNE 29, 2016, 2:00 P.M. CENTRAL TIME.**

A handwritten signature in black ink, appearing to read "Paul J. Galapa", written over a horizontal line.

Paul J. Galapa
Purchasing Administrator
Finance Department, Purchasing Division

A large handwritten signature in black ink, followed by the date "7-8-16" written in a similar style.



City of San Antonio

ADDENDUM II

SUBJECT: Formal Invitation For Bid (IFB) 6100007554 PURCHASE OF LIGHT, MEDIUM AND HEAVY DUTY TRUCKS, VANS AND HEAVY EQUIPMENT scheduled to open Wednesday, June 29, 2016 date of issue June 1, 2016.

DATE: June 24, 2016

THE ABOVE MENTIONED INVITATION FOR BID (IFB) IS HEREBY AMENDED AS FOLLOWS:

- 1. THE BID OPENING IS HEREBY EXTENDED TO FRIDAY, JULY 8, 2016, 2:00 P.M. CENTRAL TIME.**
- 2. IFB Document Section 004 – Specifications / Scope of Services, Item Description changed to read:**

4.2 GENERAL CONDITIONS:

Changed to read:

- 4.2.12** All vehicles are to be equipped at the factory with air conditioning/Heater/defroster, (Maximum capacity cooling system offered by manufacturer), full headliner minimum OEM AM/FM radio, power steering, power ABS brakes, power and heated mirrors and manual tilt steering wheel. All vehicles offered shall have power windows and door locks. Each unit shall have a minimum three (3) sets of keys, or keyless remotes where available. **Convenience Features:** Vehicle shall be equipped with adjustable seats; intermittent wipers, cruise control, and LED lighting where available.

4.3	ITEM	QUANTITY	DESCRIPTION
	1	1	10, 001- 14,000 GVW Turnkey Regular Cab 4x4 Flatbed Herbicide Truck

Changed to read:

- 4.3.5 WHEELBASE:** Minimum one hundred thirty seven inches (137"); minimum 60" cab to axle and determined by flat bed mounted

Changed to read:

- 4.3.6 BRAKES:** Braking system, and front vented discs minimum. Rear brakes minimum drum.

Changed to read:

- 4.3.7 TIRES & WHEELS:** Unit to be equipped with all terrain off road tires. Tire pressure

monitoring system required. Tires to meet or exceed minimum gross vehicle weight rating of vehicle. Single rear wheels design

Changed to read:

4.3.9 SEATING: Bucket or bench seating, vinyl or premium synthetic upholstery.

Changed to read:

4.3.12 LIGHTING: Unit to be equipped with strobe lighting at front and rear of the vehicle. Controls for the strobe lights shall be mounted under the driver side dashboard. Unit shall also be equipped with two (2) beacon lights at the rear of the bed. One (1) beacon light will rest at left on top of the lockable storage boxes and one (1) beacon light to be mounted upright following Texas Transportation Code 547.001 – 547.383 which shall be *“as high as practicable on the exterior of the equipment and clearly visible from all directions”*.

Changed to read:

4.3.14 FLATBED: Unit to be equipped with a minimum eight (8) foot diamond plate flatbed. Flatbed to be equipped with ladder steps on both sides behind cab and to be welded to headache rack. An amber light stick is to be mounted on top of headache rack. Ice cooler hangar to be equipped with tie strap to secure in place.

Changed to read:

4.3.20 HOSE REEL: Hose reel to be electric and power controls located shall be at the hose reel. Hose reel to also be equipped with a manual hand crank override.

4.4	ITEM	QUANTITY	DESCRIPTION
	2	1	Brush Tub Grinder with Loader

Changed to read:

4.4.2 ENGINE: The engine will be a liquid cooled, minimum Tier 4, Interim, turbo-charged and air-to-air charge after cooled, producing a minimum 530 Gross HP. The engine compartment will be enclosed and have access on both sides with vandal-proof locks. An engine protection system will be included to protect against high engine temperature or low oil pressure.

4.4.10 DELETED:

Changed to read:

4.4.12 SCREENS: Two sets of 47"x29"x3/4"reversible screens shall be provided; industry standard style and mesh acceptable. Screens shall be constructed of a minimum thickness of 3/4-inches A/R 400 steel. Screens shall be constructed so that they can be removed without unbolting or removing welds. .

Changed to read:

4.5	ITEM	QUANTITY	DESCRIPTION
	3	1	Pneumatic, Tired Roller

Changed to read:

- 4.5.4 **WHEELS:** Rollers to have minimum eight (8) or seven (7) wheels, minimum four (4) or three (3) on the front and minimum four (4) on the rear. The four (4) on the rear are to be drive wheels. All wheels to oscillate, individually or in pairs. Rollers to be equipped with 12 ply compactor tires or greater

Changed to read

- 4.5.7 **SPRINKLER SYSTEM:** To be equipped with a minimum 100 gallon water tank with spray nozzles and mats for each individual tire. Tank will be equipped with a 70 mesh filler screen and 100 mesh in line filter. The water system to turn on automatically when the roller is placed in motion and turn off when stopped. Sprinkler system to be equipped with an on/off switch to turn off water during equipment transport.

4.6	ITEM	QUANTITY	DESCRIPTION
	4	1	19,501-26,000 GVW Utility Bed Crane Truck

Changed to read:

- 4.6.1 **ENGINE:** Diesel, Minimum 6 cylinder, minimum 260 HP, 620 lbs of torque.

Changed to read:

- 4.6.2 **GVWR:** Not to exceed 26,000 lbs.

Changed to read:

- 4.6.3 **TRANSMISSION/ DRIVE:** Allison 3000 RDS or proven equivalent with submitted literature identifying clutch material greater than 190 sq.in., 6 clutch plates minimum, and shaft greater than 1.60 in. diameter.

Changed to read:

- 4.6.4 **DIMENSION:** Regular Cab configuration. Cab to axle minimum 84". Dual rear wheels.

Changed to read:

- 4.6.5 **BRAKES:** Full air disc brake with dust shields and ABS brake control system. Brakes to be the maximum O.E.M size offered of disc brakes front and rear. Air disc brake internal adjuster's front and rear. Minimum 13 CFM compressor, Midland Pure Air Plus Dryer Model DA33100 or equal with automatic drain valves Model KN24000 or equal on all tanks. Spring set parking brakes on rear axle. Female coupling ½" Milton M Type or approved equal to air tanks.

Changed to read:

- 4.6.9 **WHEELS & TIRES:** Dual rear wheel, 11R 22.5 minimum load range G, tubeless steel belted radial tires. Front tires conventional tread. Rear tires to be all position thread design. Loose wheel stud/lug indicators, shall be installed on all wheels.

- 4.6.10 **DELETED:**

Changed to read:

4.6.13 **FRAME:** Minimum 1,400,000 RBM, full re-enforced "C" channel heat treated 120,000 PSI Steel.

Changed to read:

4.6.15.5 USB Power Port

Added:

4.6.15.12 Unit shall have bright florescent Orange safety seat belts.

Changed to read:

4.6.23 **CRANE:** Body must be crane reinforced to accommodate up to 1000 lb crane. Crane must have a minimum lifting capacity minimum of 6,000 lbs. Crane boom must extend with power assist up to 12' ft. minimum and manually up to 16' ft. minimum. Crane must have 360 degree power rotation. Crane must have automatic overload protection. Unit must contain heavy duty adjustable crane boom support. Battery box shall be mounted at the rear of the bed close to the crane.

Changed to read:

4.6.27 **WELDER:** ARC welder to be mounted on street side box most forward position of service body. Welder to meet the following specifications:

- 4.6.27.1 50' ground lead cable and 75' hot lead cable.
- 4.6.27.2 Rated output: minimum 225A AC/25V/100% minimum 225A DC/25V/100%
- 4.6.27.3 Output Range: minimum 50-225A AC/DC
- 4.6.27.4 Generator Output: Minimum 10,000 watts peak, 9000 watts continuous
- 4.6.27.5 Engine: Kohler OHV Command CH730; or equivalent.
- 4.6.27.6 HP and Speed: minimum 23 HP with a weld speed of 3600 RPM.
- 4.6.27.7 Fuel: minimum 2 gallon tank; gasoline
- 4.6.27.8 Weight: not to exceed 620 lbs.

Changed to read:

4.6.28 **AIR COMPRESSOR:** Model *Ingersoll-Rand 2475F13GH (or equivalent)* to be mounted in most forward position of service body floor; behind the cab. Air compressor to be two stage gasoline engine, minimum 13 horsepower, 12 volt cranking system with air capacity minimum of 30 gallons. 175 PSI tank mounted vertical in bed with outlet piping to rear and air/water separator. Air Compressor to be plumed as to supply air to a fifty (50') ft/ 1/4" hose reel located on street side box most rear position of the service body.

Changed to read:

4.6.29 **LUBE CONTAINER BRACKETS:** Service body floor to contain brackets and supports to accommodate five (5), five gallon The five (5) Jerry Can containers that will hold various fluids shall be are to be mounted in a row along the right inside portion of the bed. Dimensions will be approximately 14" wide X 7" deep X 18 3/4" High.

Changed to read:

4.7	ITEM	QUANTITY	DESCRIPTION
	5	1	19,501-26,000 Flat/Stake Bed Crane Truck

Changed to read:

- 4.7.1 **ENGINE:** Diesel, Minimum 6 cylinder and a minimum 260 net HP with a minimum 620 torque.

Changed to read:

- 4.7.2 **GVWR:** Not to exceed 26,000 lbs

Changed to read:

- 4.7.3 **TRANSMISSION:** Allison 3000 RDS or proven equivalent with submitted literature identifying clutch material greater than 190 sq.in., 6 clutch plates minimum, and shaft greater than 1.60 in. diameter.

Changed to read:

- 4.7.5 **REAR AXLE:** Minimum 15,000 lbs.

Changed to read:

- 4.7.6 **FRONT AXLE:** Minimum 7,500 lbs.

Changed to read:

- 4.7.7 **WHEELS & TIRES:** 11R 22.5 minimum load range G, tubeless steel belted radial tires. Front tires conventional tread. Loose wheel stud/lug indicators, shall be installed on all wheels.

Changed to read:

- 4.7.8 **BRAKES:** Full air, S-cam type, manufacturer's heavy duty brake shoes, spring set parking brakes. Front and rear automatic slack adjusters. Gear or belt driven brakes per OEM design. Minimum 13 CFM compressors with automatic drain valves. Spring set parking brakes on both rear axles. All brake drums to be cast iron. Quick connect couplings to be located in a protected area near the front bumper. Couplings will not be mounted to the bumper.

Changed to read:

- 4.7.10 **FRAME:** FRAME: Minimum 1,400,000 RBM, full re-enforced "C" channel heat treated 120,000 PSI steel.

Changed to read:

- 4.7.14.1 One (1) electric horn and One (1) air horn

Changed to read:

- 4.7.14.7 USB Power port.

Changed to read:

- 4.7.14.12 5 lb. fire extinguisher, In Cab

Changed to read:

4.7.15 SPECIFICATIONS: Flatbed with 6,000 lb CRANE, Storage Compartments, Air Compressor, and Welder.

Changed to read:

4.7.16 LENGTH: Minimum of 120"

Changed to read:

4.7.19 COMPARTMENTS: Unit to be equipped with two (2) lockable storage compartments at front of flatbed against the cab. The dimensions of each compartment are to be a minimum 24" deep x 24" long x 24" high Two (2) separate lockable compartments are to be mounted on each side underneath the front of the flatbed towards the cab. Each compartment is to be 24" deep x 24" long x 24" height. Key must operate all locks.

Changed to read:

4.7.20 BODY: Diamond plated flatbed with sockets for stakes. Bed to be equipped with a steel mesh cab protector. Cab protector to be OEM White. Right rear corner must be braced for 6,000 lb. crane mount. Rear corners must be reinforced for quick detach out rigger jacks, two (2) each to be included with package. Units must have mud flaps for dual wheels. Suspension of truck must be sufficient to assure truck is level after body and crane components have been installed. Body to be OEM Black. Manual out and crank down outriggers, spring retractable legs. Flatbed to be equipped with removable flat, metal stakes; non fence-like. Stakes are to be a minimum of 12" in height no higher than 18". Each stake is to be interlocking.

Changed to read:

4.7.21 REAR BUMPER: Step type, heavy duty, minimum 12 gauge safety walk plate steel, recessed for trailer ball. Tailgate stops are required on rear bumper. The stops must keep the tailgate level with the body floor when in the down position. A rear stirrup style step to be minimum 10" wide to be installed approximately 18" from right rear corner of bumper. Two (2) additional stirrup steps are to be equipped and installed with ladder rails to assist climbing on rear of unit. A 6" vice mounting plate to be installed on the right rear of bumper. **TOWING ATTACHMENTS:** Rear of truck/body will be properly braced for installation of a 30,000lb minimum capacity pintle hook, swivel-type with spring cushion, Holland T-125A or equivalent, flush with rear end of vehicle approx 39" from ground level to lower inside of eye. Mounting to be structurally sound and capable of accepting a 6,000lb vertical load. Pintle eye dimension capacity to be 2-3/8" to 3" with 1-1/4" to 1-5/8" diameter section. A receiver hitch for ball hitch towing will be installed below pintle hook/hitch configuration. Receiver hitch will come equipped with a insert, pin, and 2 1/4" ball assembled.

Changed to read:

4.7.24 AIR COMPRESSOR: Air compressor to be two stage gasoline engine, minimum 13 horsepower, 12 volt cranking system with air capacity minimum of 30 gallons, mounting location behind the cab. 175 PSI tank mounted vertical in bed with outlet piping to rear and air/water separator. On/off switch, choke and any air compressor controls to be mounted on right front (curb side) of vertical compartment.

Changed to read:

4.7.25 WELDER: ARC welder to be mounted on street side box most forward position of service body. Welder to meet the following specifications:

- 4.7.25.1 50' ground lead cable and 75' hot lead cable.
- 4.7.25.2 Rated output: minimum 225A AC/25V/100% 225A DC/25V/ 100%
- 4.7.25.3 Output Range: minimum 50-225A AC/DC
- 4.7.25.4 Generator Output: Minimum 10,000 watts peak, 9000 watts continuous
- 4.7.25.5 Engine: Kohler OHV Command CH730; or equivalent.
- 4.7.25.6 HP and Speed: minimum 23 HP with a weld speed of 3600 RPM.
- 4.7.25.7 Fuel: minimum 2 gallon tank; gasoline
- 4.7.25.8 Weight: not to exceed 620 lbs.

Changed to read:

- 4.7.26 ACCESSORIES: Amber beacon light to be mounted on a pedestal in front of body bed. Pedestal to be fabricated of minimum 1" angle iron and 3/16" steel base plate. Base of light must be flush with top of cab. A fire extinguisher bracket to be mounted near left front compartment and to be easily accessible for the driver to grab. The bracket will secure a twenty (20) pound ABC fire extinguisher, mounting bracket to sit on bottom of compartment and be secured with a minimum quarter inch (1/4") plate reinforcement. Battery box to be mounted in the right side of bed at the rear, box to be minimum 12 gauge steel and eighteen inches (18") by sixteen inches (16") by eleven inches (11"), capable of housing two (2) GP-27 batteries. Access through side of box for wiring of air compressor, crane and welder is required, and must be weather tight. Battery box cover to overlap side of box a minimum of one half inch (1/2") to prevent water entrance and allow for cover hold down brackets.

Changed to read:

- 4.7.27 SAFETY: Amber colored strobe lights to be installed in all four corners (front grill of chassis and rear light assemblies) of truck. All strobes to be wired to a factory type or toggle switch located in cab.

Changed to read:

4.8	ITEM	QUANTITY	DESCRIPTION
	6	1	19,501 to 26,000 GVW Chipper Truck

Changed to read:

- 4.8.1 CAB: Standard cab with running boards, tilt hood and fenders. Left and right hand cab grab handles. Doors to have armrests. Units to be factory equipped with installed OEM air conditioner, integral heater, defroster units, cab headliner, standard left and right side sun visor, standard left and right outside mirrors, West Coast type spring loaded retractable heavy duty 6" x 16" painted, split focus type (approximately 2/3 flat area, 1/3 adjustable convex) mirrors, and manufacturer's standard AM/FM radio. Heavy-duty vinyl split bench seat for driver and two passengers. Driver seat to be reclining with high back and passenger seating to be a 2 man bench type.

Changed to read:

- 4.8.2 ENGINE: Diesel, minimum 260 net horsepower rated at manufacturers recommended RPM, producing a minimum of 620 ft. lb. of gross torque, with gear ratio to attain 65 mph +/- 2 mph at full engine governed RPM. Engines to be equipped with OEM or equal shut down control on high water temperature and low oil pressure. Electronic engine controls must have all necessary components and wiring to allow for complete operation of a power take off at a pre-determined RPM using an in-cab control (must be load sensitive).

Changed to read:

- 4.8.3 **TRANSMISSION:** Allison 3000 RDS or proven equivalent with submitted literature identifying clutch material greater than 190 sq.in., 6 clutch plates minimum, and shaft greater than 1.60 in. diameter..

Changed to read:

- 4.8.4 **GVWR:** Not to exceed 26,000 lbs.

Changed to read:

- 4.8.5 **REAR AXLE:** Minimum 17,500 lbs., single speeds, ratio geared to attain 65 mph +/-2 mph, equipped with hub piloted steel hubs, out- board mount type brake drums. Stemco or equal oil rear seals.

Changed to read:

- 4.8.6 **FRONT AXLE:** Minimum 8,500 lbs., equipped with hub piloted steel hubs, outboard mount type brake drums with Stemco or equal front wheel visible cap bearing oiler. Front shock absorbers to be heaviest duty available for specified axle.

Changed to read:

- 4.8.8 **WHEELS AND TIRES:** Wheels to be 10 hole hub piloted steel disk wheel, minimum 11R22.5, steel belted tubeless radials, minimum load range G tires. Front tires to be conventional tread. Rear dual wheel application to be on -off, self-cleaning, lug design. Loose wheel stud/lug indicators, shall be installed on all wheels.

Changed to read:

- 4.8.9 **BRAKES:** Full air, S-cam service brakes. Front and rear Rockwell or equal, automatic slack adjusters. Minimum 13 CFM compressor, Midland Pure Air Plus Dryer Model DA33100 or equal with automatic drain valves Model KN24,000 or equal on all tanks and pull chains accessible from the side of the truck. Spring set parking brakes. All brake drums to be cast iron. Brake linings to be non-asbestos. Quick connect couplings to be located in a protected area near the front bumper. Male coupling ½" to air tanks, female coupling ½" to the air valve. Equipped with glad hands suitable for ABS brakes.

Changed to read:

- 4.8.10 **FRAME:** Minimum 1,400,000 RBM, full re-enforced "C" channel heat treated 120,000 PSI steel. Two (2) front tow hooks installed on frame and strengthened sufficiently to lift, pull, and tow truck.

Changed to read:

- 4.8.11 **FUEL SYSTEM:** To be equipped with under cab minimum 45 gallon left or right hand tank. Fuel filtration system to include primary and secondary type fuel filters with automatic water separator. Diesel Exhaust Fluid (DEF) Gauge inside of the cab.

Changed to read:

- 4.8.13.1 Minimum one (1) electrical and one (1) air horn

Changed to read:

- 4.8.13.6 Adjustable steering column/ seating.

Changed to read:

4.8.13.7 USB power port

Changed to read:

4.8.17 CONVENIENCE FEATURES: Adjustable steering seats; intermittent wipers. AM/FM radio; cruise control.

Changed to read:

4.8.19 SAFETY: Amber colored strobe lights to be installed in all four corners (front grill of chassis and rear light assemblies) of truck. All strobes to be wired to a factory type or toggle switch located in cab.

Changed to read:

4.9	ITEM	QUANTITY	DESCRIPTION
	7	2	4x4 Utility Tractors

Changed to read:

4.9.7 HITCH: Minimum 3-Point; Category II. Pintle hook must be capable to attach to Item 8. Hitch electrical system must link to controls inside tractor in order for operator to activate/deactivate sprinkler system while inside the cab. Awarded Bidder of this item is to work directly with Awarded Bidder of Item 8 to ensure proper connections are provided and work collectively prior to delivery.

Changed to read:

4.9.13 ADDITIONAL ITEMS: Seat belts to be bright color orange, slow moving vehicle emblem attached to left rear. ROPS cab with air conditioner (roof mounted not acceptable), all windows to be OEM tinted with safety glass. Windshield wiper/ washer front only, deluxe suspension seat, locking fuel cap. Additional storage compartments, front & rear roller blind, inner rear view mirror. Minimum of 4 removable 50 lbs front weights to allow safe driving at all speeds; fuel tank (skid plate/guard) protection is required. Safety start type key ignition. Back-up alarm installed. Locking hood and battery disconnect switch installed inside cab.

Added:

4.9.14 Optional protective cage:

4.9.14.1 The rear window shall have a metal cage mounted for protection, from breakage from debris

4.10	ITEM	QUANTITY	DESCRIPTION
	8	2	2,000 Gallon Trailer Mounted Water Tanker

Changed to read:

4.10.10 ELECTRICAL SYSTEM: to be color coded and protected in conduit. Class A dual stop LED tail-lights and turn indicating lights, license plate lights and rear identification lights. Reflectors on sides and rear. Electrical system to have automotive reset circuit breakers. Male trailer plug (Cole Hersey 6 pole 76P or equivalent) to be on end of trailer wire that

plugs into tractor. Lights to be recess mounted at rear of trailer deck. Trailer to have breakaway switch with wet cell battery. Protection plate to be bolted over battery top. All safety laws and DOT regulations covering trailers of this class to be complied with. Electrical system must link to controls inside tractor in order for operator to activate/deactivate sprinkler system while inside the cab. Awarded bidder of this item is to work directly with awarded bidder of Item 7 to ensure proper connections are provided and work collectively prior to delivery.

Changed to read:

4.10.11 HITCH COUPLER: Unit to be equipped with pintle hitch.

Changed to read:

4.11	ITEM	QUANTITY	DESCRIPTION
	9	2	>33,000 GVW Utility Bed 65' Ground Reach Aerial Truck

Changed to read:

4.11.2 GVWR: Greater than 33,000 lbs.

Changed to read:

4.11.3 TRANSMISSION: Allison 3000 RDS or proven equivalent with submitted literature identifying clutch material greater than 190 sq.in., 6 clutch plates minimum, and shaft greater than 1.60 in. diameter.

Changed to read:

4.11.4 DIMENSION: Regular Cab configuration. Cab to axle minimum 156".

Changed to read:

4.11.5 WHEELBASE: Minimum 223 inches.

Changed to read:

4.11.6 FRONT AXLE: Minimum 12,000 lbs., equipped with hub piloted steel hubs, out-board mount type brake drums with Stemco (or equivalent) front wheel visible cap bearing oiler.

Changed to read:

4.11.7 REAR AXLE: Minimum 21,000 lbs., ratio geared to attain 70 +/- 2 mph. Equipped with hub piloted steel hubs, out board mount type brake drums. Stemco oil seals, or equivalent.

Changed to read:

4.11.8 FRAME: Minimum 2,000,000 RBM.

Changed to read:

4.11.9 BRAKES: Full air, S-cam type, manufacturer's heavy duty brake shoes, spring set parking brakes. Front and rear automatic slack adjusters. Gear or belt driven brakes per OEM design. Minimum 13 CFM compressors with automatic drain valves. Spring set parking

brakes on both rear axles. All brake drums to be cast iron. Quick connect couplings to be located in a protected area near the front bumper. Couplings will not be mounted to the bumper.

Changed to read:

4.11.10 WHEELS & TIRES: Dual rear wheel, 11R 22.5 minimum load range H, tubeless steel belted radial tires. Front tires conventional tread. Loose wheel stud/lug indicators shall be installed on all wheels

Changed to read:

4.11.13.2 One (1) air horn and One (1) electrical horn.

Changed to read:

4.11.13.7 USB Port

Deleted:

4.11.13.9 DELETED:

Changed to read:

4.11.16 BOOM: The upper boom to have fully compensating feature to allow the upper boom to maintain its angle with the ground (parallel to the ground) while operating only the lower boom (using the lower boom function only). The upper boom to be made of non-conducting material, such as fiberglass, and must be tested and certified for 69 KVAC rating minimum. The construction, testing and certification of the upper boom must meet and be in accordance with the latest ANSI A92.2 requirements. The basket's end of the upper boom to have a safety strap from sliding toward the basket and into the leveling mechanism or a safety ring at boom to secure bucket in position. There must be no exposed metal structures at the basket or at the top end of the upper boom. The lower booms to have an insulated fiberglass insert, the insert to be insulated for 50 KVAC minimum. The aerial unit will have a 360 degree continuous rotation with the lower boom elevated to a maximum of 35 degrees from horizontal. The lower boom rotation to have proper clearance of all obstructions such as the utility body, the cab's overhead guard, etc. Distance from the highest point on the assembled unit to the ground, in the stowed travel position, must not exceed 13 feet.

Changed to read:

4.11.17 BASKET: The aerial unit to have an end-mounted two-man basket. The inside dimensions of the basket to be approximately 24" X 48" X 42" deep. The basket to be insulated for 30 KVAC minimum through all sides and bottom. The basket lip must not be drilled for an "eye-bolt" installation for the purpose of holding either the safety strap or the basket cover. The basket to be maintained in a leveled position by a positive leveling system; gravity leveling systems are not acceptable. The basket must be provided with a removable liner insulated for 50 KVAC minimum through all sides and bottom. The basket to be furnished with a waterproof canvas cover for the basket opening. Basket shall have a canvas cover with tie down straps or hard cover to protect from rain and other debris. The basket to have a minimum safe working capacity of 700 pounds in all positions. The basket must have two foot supports on the outside portion of the basket, for the purpose of entering into the basket. Vendor to furnish a lower boom hold-down (lock) at the boom rest and an upper boom tie-down after basket is hydraulically locked in place. Vendor must show and describe the lower boom hold-down on shop drawings which will be submitted for approval. The aerial lift must be manufactured in accordance with the latest American National Standard Institute (ANSI) specifications. Basket shall have a canvas cover with tie down straps or hard cover to protect for rain and debris.

Added:

4.11.28 Optional bucket rotator to dump water and debris:

4.11.28.1 Option 1: Manual Rotator

4.11.28.2 Option 2: Hydraulic Controlled Rotator

4.11.29 Optional bucket cover:

4.11.29.1 Option 1: Canvas Bucket Cover

4.11.29.2 Option 2: Hard Bucket Cover

DELETED:

4.12	ITEM	QUANTITY	DESCRIPTION
	10	1	Greater Than 33,000 GVW 79' Utility Platform Aerial Truck

Changed to read:

4.14	ITEM	QUANTITY	DESCRIPTION
	12	2	Mini Van (Cargo)

Changed to read:

4.14.8 FUEL SYSTEM: Fuel tank shall have a 14 gallons minimum capacity, gasoline.

Changed to read:

4.14.9 SEATING: Driver and passenger front bucket seats required. Cargo area in rear.

Changed to read:

4.14.11 COLOR: Color OEM white.

Changed to read:

4.15	ITEM	QUANTITY	DESCRIPTION
	13	1	1 Ton Cargo Van

Changed to read:

4.15.8 TIRES & WHEELS: Tire pressure monitoring system required. Tires to be all season design with full size matching spare tire and wheel and will meet or exceed minimum gross vehicle weight rating of vehicle.

Changed to read:

4.15.11 FUEL SYSTEM: Fuel tank shall have a minimum 25 gallon fuel tank certified to run on. Unleaded 87 Octane

4.16	ITEM	QUANTITY	DESCRIPTION
	14	3	½ Ton Full Size Regular Cab 4x2

Changed to read:

4.16.10 LIGHTING: Amber colored LED strobe lights to be installed on front chassis and rear panel of body. Strobes to be wired to factory type or toggle switch located in cab

Added:

4.16.11 OUTLETS: Unit must be equipped with 2 power outlets; non USB.

PRICE SCHEDULE DESCRIPTION (ITEM PRICING)

Changed to read:

ITEM	QUANTITY	DESCRIPTION
3	1	Pneumatic, Tired Roller

Changed to read:

ITEM	QUANTITY	DESCRIPTION
5	1	19,501-26,000 GVW Utility Bed Crane Truck

Changed to read:

ITEM	QUANTITY	DESCRIPTION
6	1	19,501 to 26,000 GVW Chipper Truck

Changed to read:

ITEM	QUANTITY	DESCRIPTION
7	2	4x4 Utility Tractors

BASE UNIT PRICE (EACH): \$ _____

TOTAL: \$ _____

Additional Cost:

Optional protective cage: _____

YEAR, MAKE & MODEL OFFERED:

SPECIFIC MAKE & MODEL OF ENGINE OFFERED (INCLUDE SAE NET HP):

WARRANTY:

WARRANTY SERVICE PROVIDER FACILITY NAME:

WARRANTY SERVICE PROVIDER FACILITY ADDRESS:

DELIVERY WILL BE MADE WITHIN _____ CALENDER DAYS AFTER ISSUANCE OF PURCHASE ORDER.

PRODUCTION CUT-OFF DATE: _____

INDICATE THE LAST DAY THAT THE CITY CAN PLACE ORDERS UNDER THIS CONTRACT WITHOUT MISSING THE PRODUCTION CUT OFF DATE: _____.

BID PRICES SHALL REMAIN FIRM FOR ALL ORDERS PLACED PRIOR TO THIS CUT OFF DATE. IN THE EVENT THAT CITY DOES NOT AWARD A CONTRACT PRIOR TO PRODUCTION CUT OFF DATE, CAN BIDDER PROVIDE BID ITEMS, AT THE BID PRICE SUBMITTED, AFTER THE PRODUCTION CUT OFF DATE? _____.

Changed to read:

ITEM	QUANTITY	DESCRIPTION
9	2	>33,000 GVW Utility Bed 65' Ground Reach Aerial Truck

BASE UNIT PRICE (EACH): \$ _____

TOTAL: \$ _____

Additional Cost:

Optional bucket rotator to dump water and debris:

Option 1: Manual Rotator Additional Cost: _____

Option 2: Hydraulic Controlled Rotator Additional Cost: _____

Additional Cost:

Optional bucket cover:

Option 1: Canvas Bucket Cover: _____

Option 2: Hard Bucket Cover: _____

YEAR, MAKE & MODEL CAB & CHASSIS OFFERED:

SPECIFIC MAKE & MODEL OF ENGINE OFFERED (INCLUDE SAE NET HP):

TRANSMISSION OFFERED:

CAB & CHASSIS WARRANTY:

CAB & CHASSIS WARRANTY SERVICE PROVIDER FACILITY NAME:

CAB & CHASSIS WARRANTY SERVICE PROVIDER FACILITY ADDRESS:

YEAR, MAKE & MODEL AERIAL LIFT AND PLATFORM OFFERED:

AERIAL LIFT AND PLATFORM WARRANTY:

AERIAL LIFT AND PLATFORM SERVICE PROVIDER FACILITY NAME:

AERIAL LIFT AND PLATFORM WARRANTY SERVICE PROVIDER FACILITY ADDRESS:

DELIVERY: DELIVERY WILL BE MADE WITHIN _____ CALENDAR DAYS AFTER ISSUANCE OF PURCHASE ORDER.

PRODUCTION CUT-OFF DATE: _____

INDICATE THE LAST DAY THAT THE CITY CAN PLACE ORDERS UNDER THIS CONTRACT WITHOUT MISSING THE PRODUCTION CUT OFF DATE: _____.

BID PRICES SHALL REMAIN FIRM FOR ALL ORDERS PLACED PRIOR TO THIS CUT OFF DATE. IN THE EVENT THAT CITY DOES NOT AWARD A CONTRACT PRIOR TO PRODUCTION CUT OFF DATE, CAN BIDDER PROVIDE BID ITEMS, AT THE BID PRICE SUBMITTED, AFTER THE PRODUCTION CUT OFF DATE? _____.

DELETED:

4.12	ITEM	QUANTITY	DESCRIPTION
	10		Greater Than 33,000 GVW 79' Utility Platform Aerial Truck

Changed to read:

ITEM	QUANTITY	DESCRIPTION
12	2	Mini Van (Cargo)

Changed to read:

ITEM	QUANTITY	DESCRIPTION
13	1	1 Ton Cargo Van




Paul J. Calapa
Purchasing Administrator
Finance Department, Purchasing Division

Date: 7-8-16

Company Name: Doggett Freightliner of South Texas, LLC

Address: 8700 IH 10 East

City/State/Zip Code: Converse Tx. 78109



Signature