



Transportation Network Companies Operating Agreement Item 16 - A

William P. McManus

Chief of Police

December 8, 2016 – City Council “A” Session



Transportation Network Companies Operating Agreement

- Contract term of one-year
 - Three (3) optional one-year extensions executed by the City Manager
- Fee Structure
 - \$0.10 per trip
 - Minimum \$10,000
 - Maximum \$50,000
- Ten-Print Backgrounds Remain Optional
 - TNC to inform drivers
 - City program to Incentivize



Transportation Network Companies Operating Agreement

- Increase Airport per trip fee from \$1.00 to \$1.50
- Require Geo-Fence at Airport to address staging areas and per trip fee accountability
 - Option A: 3rd party application
 - Option B: Monthly self-reporting subject to audit



Taxicab & Limousine Regulations

Revisions to Chapter 33 – Vehicles for Hire Item 16 - B



Chapter 33 – Vehicle for Hire Revisions

- Reduce operating fees from \$440 to \$250
- Accept Annual State Vehicle Inspections in lieu of ASE Inspections
- Permit Advertising and Discounting
- Establish a discretionary \$5.00 Surcharge
- Permit NIST approved Smart Taximeters
- Approve multiple dispatching methods
- Retain Mandatory driver manifest and trip logs



CITY OF SAN ANTONIO

Chapter 33 – Vehicle for Hire Future Items

Permit Caps

- Continue to work with Drivers, Companies and Transportation Advisory Board
- Research other City approaches to establishing permit limits
- Research other City approaches to increasing / removing permit caps



CITY OF SAN ANTONIO



- **Revisions to Chapter 3, Division 10 – Airport
Rates and Fees
Item 16 - C**



Chapter 3, Division 10 Airports Rates and Fees

Revisions

- Taxis
 - Retain \$150 permit fee for Taxis
 - Increase per trip fee from \$1.00 to \$1.25 per trip
- Limos
 - Eliminate \$150 permit fee
 - Establish a \$2.00 per trip fee



Chapter 3, Division 10 Airports Rates and Fees

Future Items

- Request for Increase in the Minimum Departure fee for Taxis
 - Staff will continue to research this request and address it in the broader context of the Airport commercial vehicle Space Allocation Study.





Questions

William P. McManus

Chief of Police

December 8, 2016 – City Council “A” Session



Back Up Slides

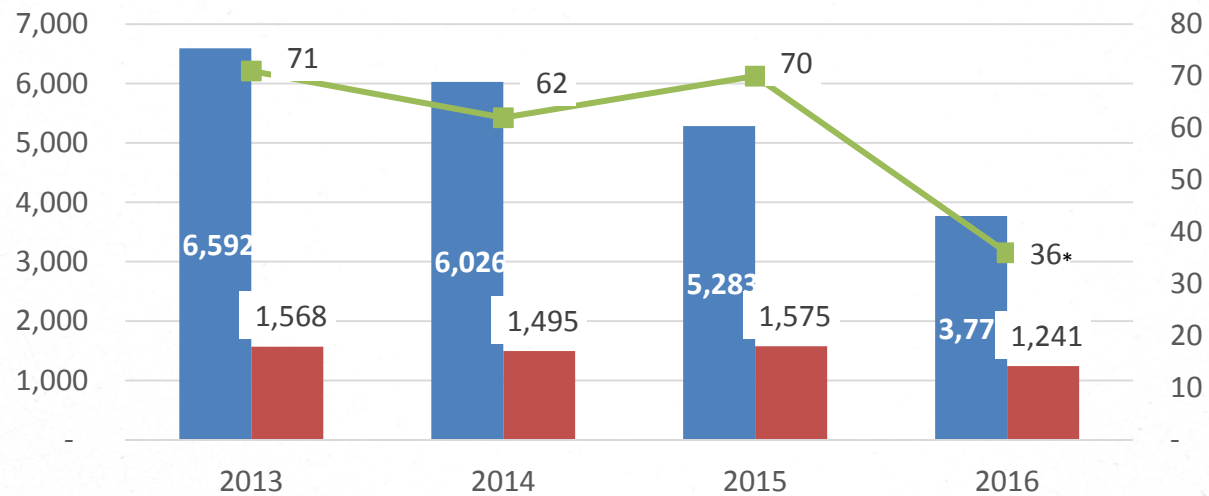
William P. McManus

Chief of Police

December 8, 2016 – City Council “A” Session

DWI Statistics

DWI Arrests, Crashes, Fatalities



DWI Arrests and Crashes through 11/14/16

DWI Fatalities through 11/22/16

*Toxicology pending on additional cases

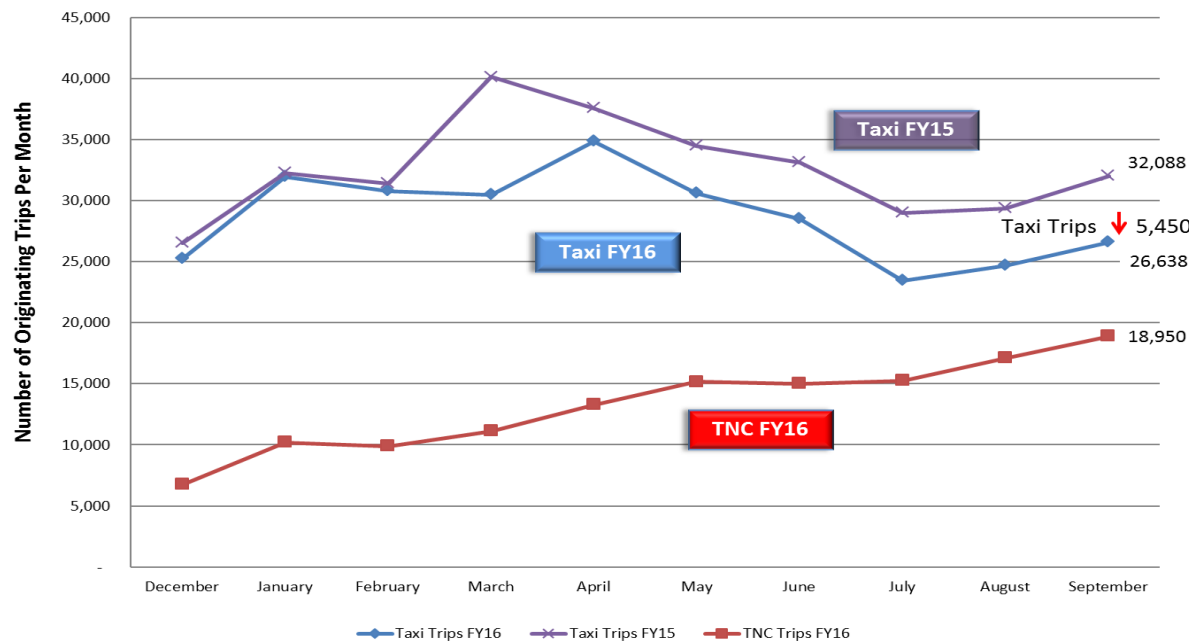


CITY OF SAN ANTONIO



Airport – TNC and Taxi Trips

Taxi vs Transportation Network Companies (TNC)
Originating Number of Trips from SAT



CITY OF SAN ANTONIO

Revenue Calculations

Industry	Current Permit Fees	Proposed Permit Fees
Taxicabs	\$ 389,840	\$ 221,500
Limo/Charter	\$ 107,360	\$ 61,000
Other Industries	\$ 25,340	\$ 25,340
TNCs	\$ 75,000	\$ 110,000
Other Misc. Rev	\$ 51,112	\$ 51,112
Total Revenue	\$ 648,652	\$ 468,952
Operating Costs	(\$ 378,371)	(\$ 378,371)
<i>Net Revenue</i>	<i>\$ 270,281</i>	<i>\$ 90,581</i>



Airport – Revenue Calculations

	Current Fee Schedule / Annual Net Estimates		Proposed 11/18/2016 Taxi - \$1.25 + \$150 Annual TNC - \$1.50 + Zero Annual Limo - \$2.00 + Zero Annual	
Taxi/TNC (Per Trip)	\$1.00	\$532,734	\$1.25 / \$1.50	\$713,249
Limousine (Per Trip)	\$2.00	\$27,294	\$2.00	\$27,294
Hotel (Per Trip)	\$1.50	\$156,873	\$1.50	\$156,873
Permit Revenue (Annual Permit Fees Paid by Taxi, Limousine = \$150, Charter = \$50)	\$150 / \$50	\$123,300	\$150 Taxi \$50 Charter	\$107,400
Total Revenue		\$840,201		\$1,004,816
Total O&M Expenses		\$878,441		\$878,441
Total Capital Expenses		\$73,997		\$73,997
Total Expense		\$952,438		\$952,438
Net		(\$112,237)		\$52,378



CITY OF SAN ANTONIO

TNC Background

- August 2015 approved TNC operations in San Antonio through a temporary operating agreement
 - Uber started 10/13/15
 - Lyft started 12/3/15
 - Get Me started 1/14/16
- June 2016 authorized extension of agreements to expire at the same time
- Current agreements expire 12/30/16



TNC – Round Tables, Survey, Secret Shopper

- Round Table Discussion
 - May 18 and June 1, 2016
 - 215 members attended
 1. Maintain choice
 2. Background or fingerprints desired
 3. More level playing field
- Public survey on Rideshare experience
 - 2,895 surveys received
 - 83% had outstanding, very good or good experience w/TNCs
 - 82% want some kind of background checks
- Secret shopper rides
 - 250 rides (as of 10/27) by GTU staff; no major findings



CITY OF SAN ANTONIO



Application Statistics*

Action Taken	Number*
Applications Requested	377
Approved Backgrounds	285
Verification Card Picked Up	251

*As of 12/01/16



TNC Pick – Ups and Drop Offs

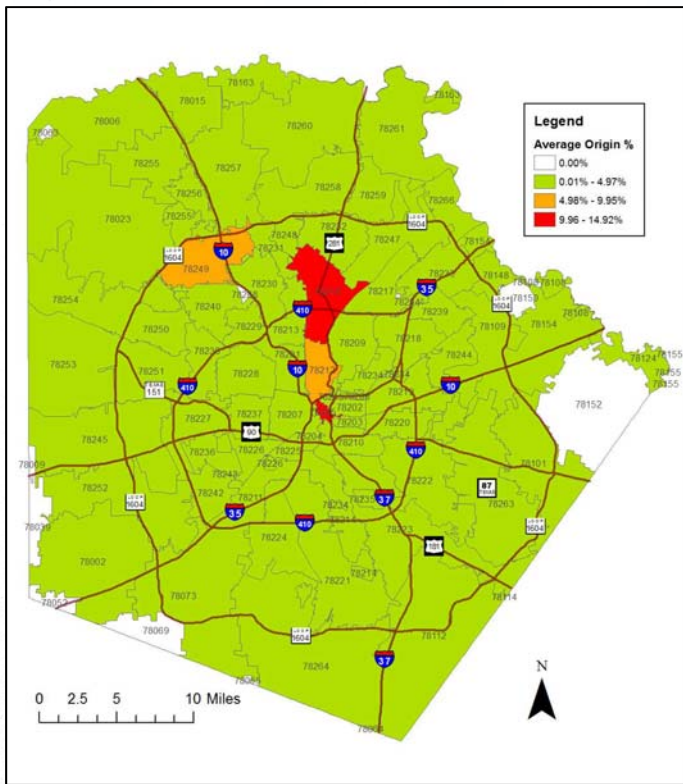
**Combined Origin &
Destination Percentages by Zip
Code – Bexar County, Texas**

First 3 Quarters 2016

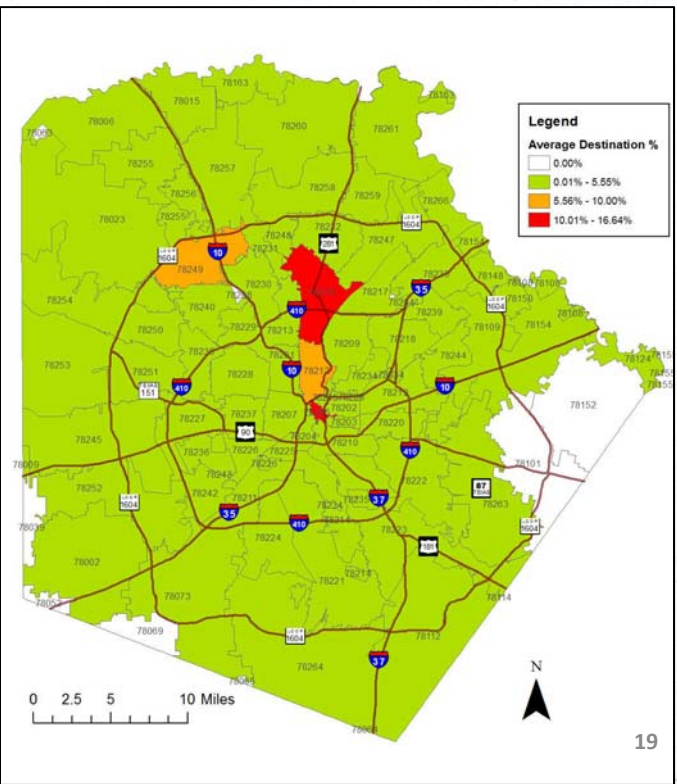
First 3 Quarters 2016



Origin Zip Code




Destination Zip Code



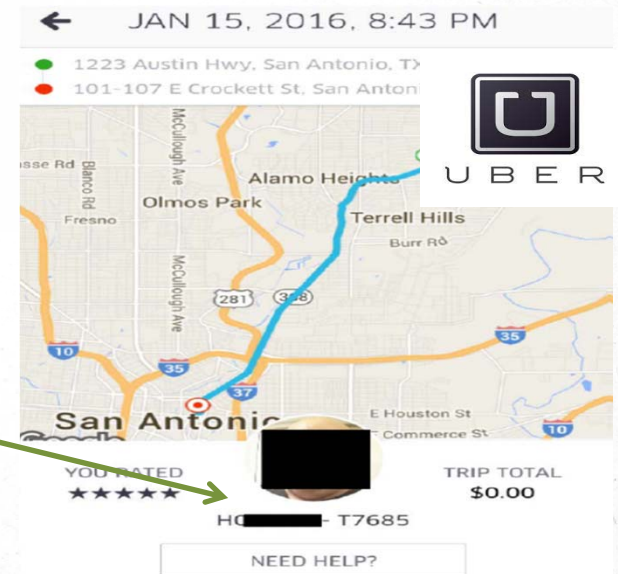
Driver “T” Numbers

Driver Profile Example – Uber & Lyft

City of San Antonio issued driver “T” number – this is issued once the driver has completed the process and received the verification card from SAPD



Z
★ 5.0



Driver "T" Numbers

Driver Profile Example - Get Me

Fingerprint mark – this indicates this driver has been fingerprinted and passed the City's background check

City of San Antonio issued driver "T" number – this is issued once the driver has completed the process and received the verification card from SAPD

