

City of San Antonio B-Session



Capital Improvements Program Briefing March 1, 2017

Presented By: Mike Frisbie, P.E., Director/City Engineer


AGENDA



ALAMODOME
RENOVATIONS



CONVENTION CENTER
EXPANSION



2012 BOND
PROGRAM



CITY'S 5-YEAR
DIVERSITY PLAN

ALAMODOME RENOVATIONS

TIMELINE | PROJECT STATUS



Alamodome Renovations

May 2017

- Sections A&C Concessions

July 2017

- Exterior Construction Completion

Sept. 2017

- Sections B&D Concessions
- North Media Room
- Sports Lighting, Score Boards

Nov. 2017

- Substantial Completion

\$53.8
Million

Alamodome Concession Expansions



Alamodome Concession Expansions



Alamodome Concession Expansions



BEFORE



AFTER

Alamodome North Plaza Media Area (Interior)



Alamodome North Plaza Media Area (Exterior)



BEFORE



AFTER

CONVENTION CENTER EXPANSION

TIMELINE | PROJECT STATUS



Convention Center Expansion

July 2013

- East Expansion Construction Start

March 2016

- East Expansion Completion (January 2016)
- West Wing Demolition Start

July 2016

- West Wing Demolition Completion

Feb. 2017

- West Wing Completion

\$325
Million

Convention Center West (Exterior)



Convention Center West (Exterior)



Convention Center West (Exterior)



Hemisfair '68 Artwork

Confluence of Civilizations O'Gorman



Artist: Juan O'Gorman

Completed: 1968

Location: Lila Cockrell Theatre Facade

Confluence of Civilizations Samuelson



Artist: Fred Samuelson

Completed: 1968

Location: Relocated to HBGCC Bridge Hall
over the River Walk

The Portal to Texas History



Artist: Carlos Mérida


Completed: 1968

Location: New West Entry at River Walk
Level

Convention Center West (Interior)



Convention Center Parking

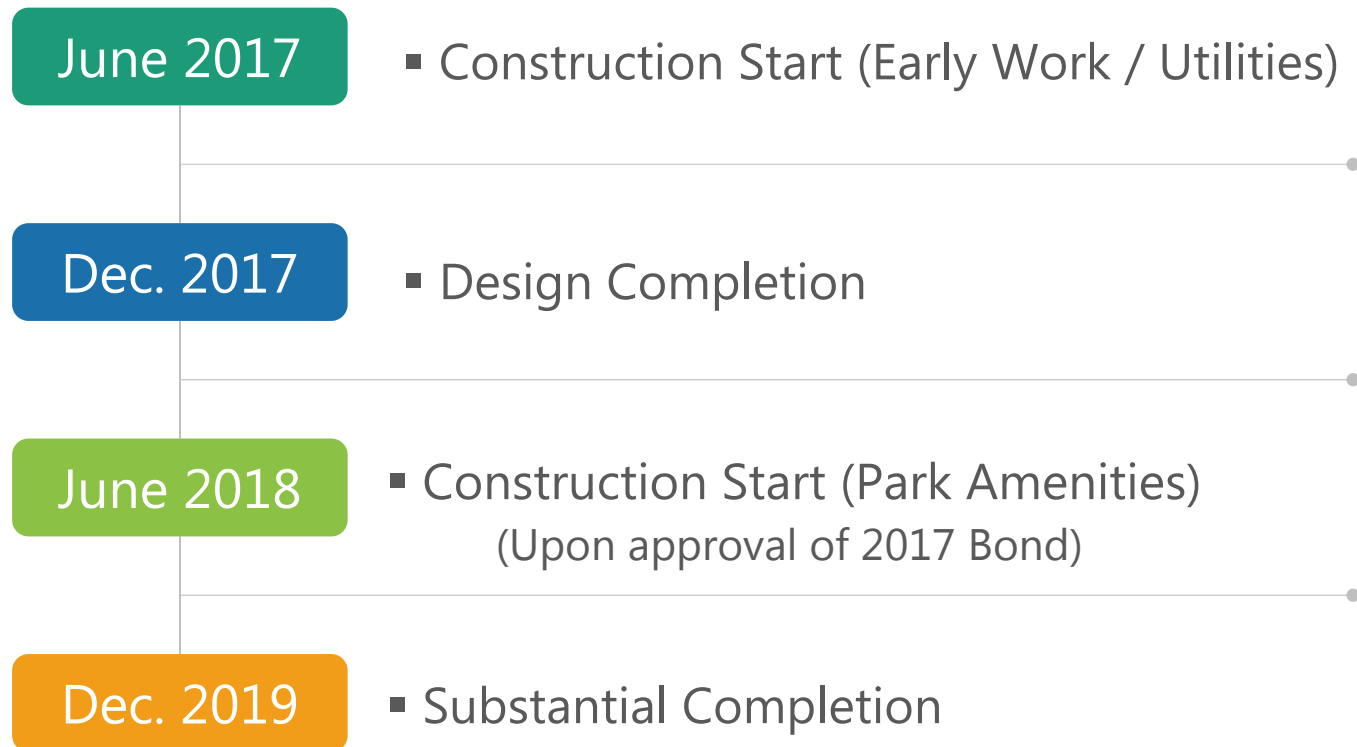


HEMISFAIR CIVIC PARK

TIMELINE | PROJECT STATUS



Hemisfair Civic Park



\$22.2
Million

Hemisfair Civic Park



Hemisfair Civic Park Components

Zocalo



Lawn



Promenade

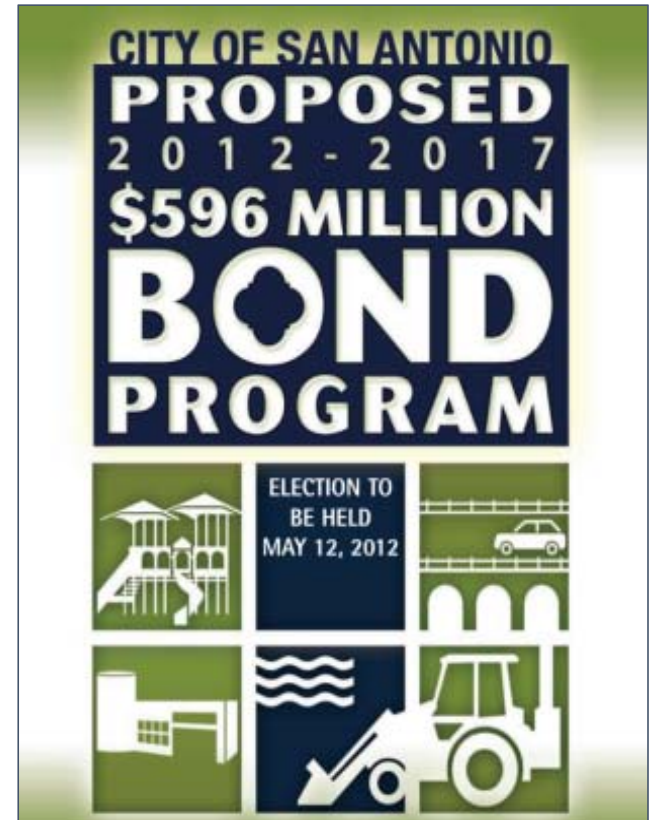


Source



2012 BOND PROGRAM

PROGRAM STATUS



2012 Bond Program



STREETS, BRIDGES & SIDEWALKS

\$337.44 M

41
PROJECTS



DRAINAGE & FLOOD CONTROL

\$128.03 M

17
PROJECTS



PARKS, RECREATION & OPEN SPACE

\$87.15 M

68
PROJECTS



LIBRARY, MUSEUM & CULTURAL AFFAIRS

\$29.03 M

11
PROJECTS



PUBLIC SAFETY FACILITIES

\$14.35 M

3
PROJECTS

2012 BOND PROGRAM PROJECT STATUS

Design
4%

Construction
28%

Complete
68%

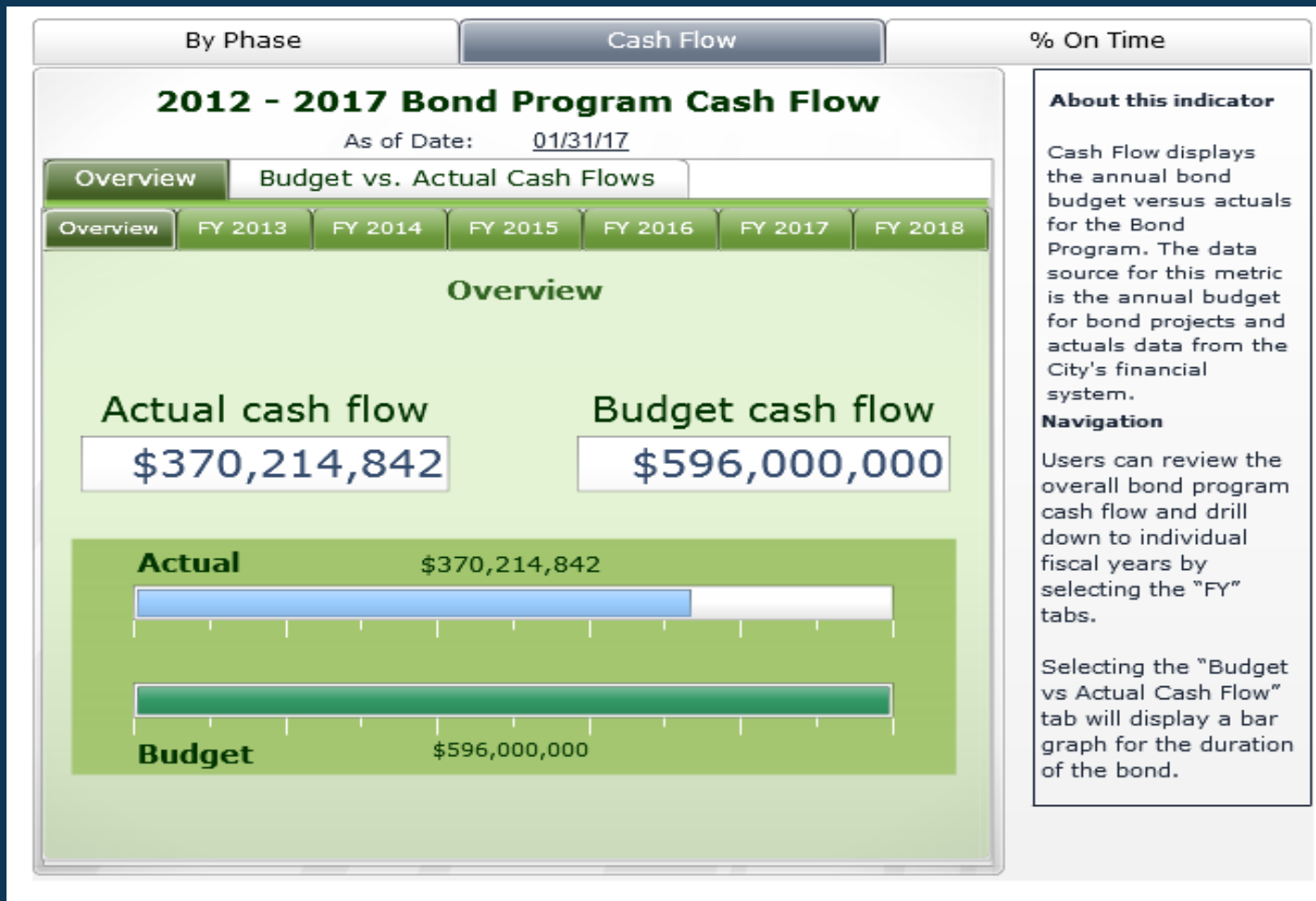
96%

Completed or Under
Construction

STATUS SUMMARY:

- COMPLETE (95)
- CONSTRUCTION (40)
- DESIGN (5)

2012 Bond Dashboard



98%

ON-TIME

1%

BEHIND

1%

LATE

Hemisfair Internal Streets

District 1 | \$15 Million | Completion February 2017



Schaefer Branch Library

District 2 | \$6 Million | Completion March 2017



Citywide Bridge – Ashley Bridge

District 3 | \$1.9 Million | Completion September 2016



Indian Creek Channel Phase 2

District 4 | \$6.4 Million | Completion March 2017

BEFORE



AFTER



Elmendorf Lake Area & Park

District 5 | \$10.1 Million | Completion January 2017



Mays Family YMCA at Potranco

District 6 | \$4.4 Million | Completion September 2016




Wilson Boulevard & Thespian Island

District 7 | \$1 Million | Completion February 2016



Hausman Road (Street & Drainage)

District 8 | \$43.5 Million | Completion December 2016



Stone Oak Park

District 9 | \$400,000 | Completion October 2016



Bulverde & Classen Road Realignment

District 10 | \$2 Million | Completion March 2017



5-YEAR DIVERSITY ACTION PLAN

PROGRAM OVERVIEW & STATUS



5-Year Diversity Action Plan

- Adopted by City Council in January 2013
- Increase participation of Small, Women and Minority-Owned businesses on Architectural/Engineering and construction contracts
- Coordinated effort between TCI, EDD and Finance
- TCI & EDD Diversity Coordinators



5-Year Diversity Action Goals

GOAL (1) - *Increase Availability*

APPROACH

- Marketing
- Vendor Outreach Events
- Build & Retain Community Relationships
- Develop Partnership

METRIC

- Increase Central Vendor Registry

330 AABE
Certified Firms 

Total Number of
African American Business
Enterprise Firms Certified
As of February 28, 2017

189

Newly Certified
Since October 2012

All Categories

5-Year Diversity Action Goals

GOAL (2) - *Increase Participation*

APPROACH

- Reduce Barriers
- Extend Opportunities
- SBEDA Ordinance Updates
- Management Technical Assistance Program

METRIC

- Increase Contract Participation

\$465M 

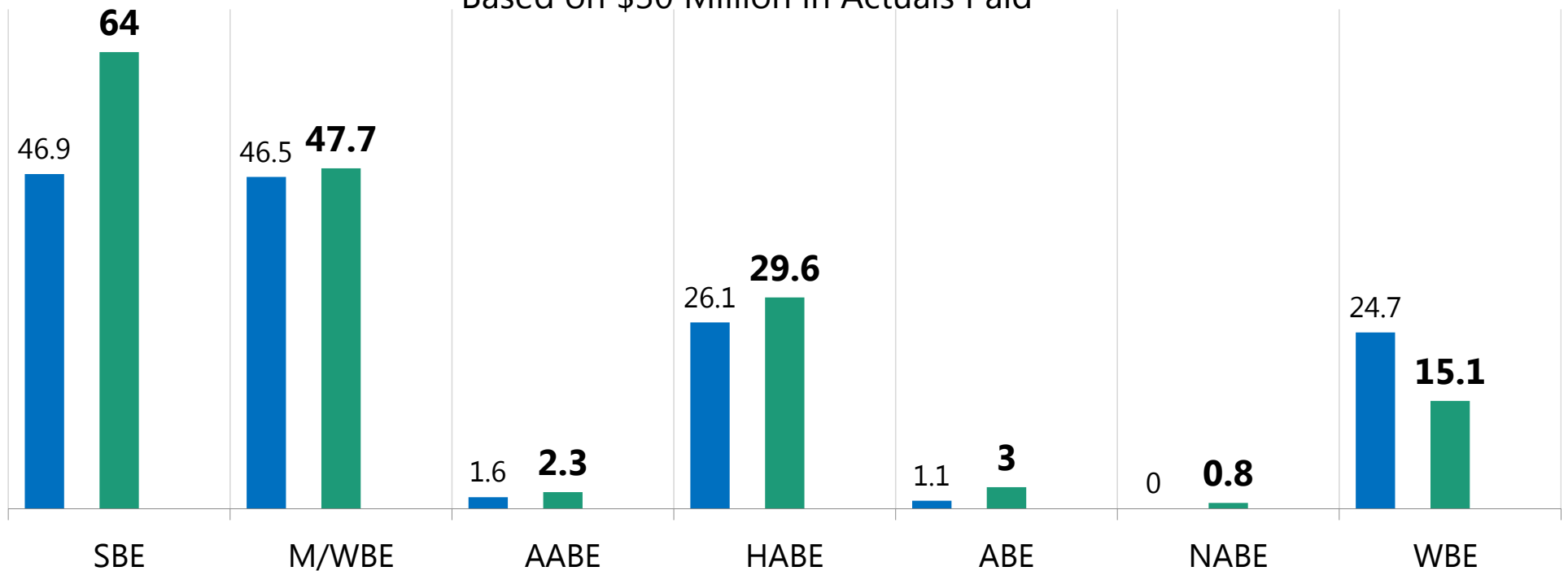
Total SBEDA Utilization for
Construction Contracts (Paid)
June 2012 – September 2016

43%
Of \$1 Billion

2012 Bond Design Contract Participation

Targeted Participation (%) YTD Actual (%)

As of March 1, 2017
Based on \$30 Million in Actuals Paid



2012 Bond Construction Utilization Status

\$465M 

SBEDA Utilization for
Construction Contracts (Paid)
June 2012– September 2016

\$18M 

Total AABE Payments
(Prime & Sub)
Since October 2012

Management Technical Assistance Program

PHASE 1 – Business Development & Management

- Program began September 2014
- Two consulting firms were hired to administer training and education:
 - Financial/Management Assistance
 - Technology Consulting
 - Bonding Assistance
 - Procurement Assistance
 - Construction Industry Assistance

PHASE 2 – Project Management

- Phase to begin April 2017
- Consulting firms to administer on-site training and education:
 - Project Management
 - Best Practices
 - Quality Assurance
 - Estimating & Scheduling

City of San Antonio B-Session



Capital Improvements Program Briefing March 1, 2017

Presented By: Mike Frisbie, P.E., Director/City Engineer