

**City of San Antonio**  
**Finance Department - Purchasing Division**  
**Local Preference Program Identification Form**

**ORIGINAL**

The City of San Antonio Local Preference Program, described in the San Antonio City Code Chapter 2, Article XII, establishes a local preference for specific contracting categories. Each time a bidder or respondent submits a bid for a solicitation, this Local Preference Program Identification Form must be completed and turned in with the solicitation response in order to be identified as a City Business and receive the preference described below. The City will not rely on Local Preference Program Identification Forms submitted with prior or contemporaneous bids or proposals.

The Local Preference Program allows the City to grant a preference to a business meeting the definition of *City Business* in the award of the following types of contracts, when selection is made based on price alone:

- Personal Property (Goods / Supplies): The local bidder's price must be within 3% of the price of the lowest non-local bidder for contracts of \$50,000 or more;
- Non-professional Services: The local bidder's price must be within 3% of the price of the lowest non-local bidder for contracts of \$50,000 to under \$500,000;
- Construction Services: The local bidder's price must be within 3% of the price of the lowest non-local bidder for contracts of \$50,000 to under \$100,000, excluding contracts awarded using alternative delivery methods.

The Local Preference Program also allows the award of additional points, when multiple evaluation criteria are used in the award of professional service contracts, where the selection process is not governed by statute and in revenue generating and concession contracts. A business meeting the definition of *City Business* stated below may be awarded 10 points for being headquartered within the city, or 5 points for having a local office within the city.

Moreover, the program recognizes joint venture agreements and allows for apportioning of points based upon the percentage of ownership of joint ventures by *City Businesses* responding to solicitations for which discretionary points are applied. For solicitations where selection is made based on price alone, all members of a joint venture must be *City Businesses* for the preference to be applied.

**City Business** is defined as a business headquartered within the incorporated San Antonio city limits for one year or more OR one that meets the following conditions:

- Has an established place of business for one year or more in the incorporated limits of the City:
  - (a) from which at least 100 of its employees OR at least 20% of its total full-time, part-time and contract employees are regularly based; and
  - (b) from which a substantial role in the business' performance of a commercially useful function or a substantial part of its operations is conducted by those employees.

A location utilized solely as a post office box, mail drop or telephone message center or any similar combination, with no other substantial work function, is not a *City Business*.

For the purposes of this program, Headquartered is defined as the place where a business entity's officers direct, control, and coordinate the entity's activities.

NOTE: Bidders / Respondents are required to submit documentation to substantiate that the requirements of a City Business have been met. Examples of documentation may include, but are not limited to the following:

1. Existence of local headquarters or office: For corporations, Texas Comptroller's listing of names/addresses of officers and directors. For partnerships, partnership agreement and any documents identifying the current managing partners and their current work addresses
2. Evidence of local headquarters or office in existence for one year or more: Utility bills, real property lease agreements, equipment leases, personal property taxes, real property taxes
3. Evidence of number of employees: Organizational charts, payroll records by location

**City of San Antonio**  
**Finance Department - Purchasing Division**  
**Local Preference Program Identification Form**

CITY RESERVES THE RIGHT TO REQUEST ADDITIONAL INFORMATION TO VALIDATE BIDDERS'/RESPONDENTS' DESIGNATION AS A CITY BUSINESS.

COMPLETE THE FOLLOWING FORM AND SUBMIT WITH YOUR RESPONSE EVEN IF YOU ARE NOT SEEKING A LOCAL PREFERENCE. THE BIDDER / RESPONDENT MUST COMPLETE THE FOLLOWING FORM TO BE IDENTIFIED AS A CITY BUSINESS. IF BIDDER / RESPONDENT IS SUBMITTING AS A JOINT VENTURE, EACH CITY BUSINESS THAT IS A MEMBER OF THE JOINT VENTURE MUST COMPLETE AND SIGN THIS FORM.

**PROVIDE THE FOLLOWING INFORMATION IF BIDDER/ RESPONDENT IS SUBMITTING AS PART OF A JOINT VENTURE.** Joint Venture means a collaboration of for-profit business entities, in response to a solicitation, which is manifested by a written agreement, between two or more independently owned and controlled business firms to form a third business entity solely for purposes of undertaking distinct roles and responsibilities in the completion of a given contract. Under this business arrangement, each joint venture partner shares in the management of the joint venture and also shares in the profits or losses of the joint venture enterprise commensurately with its contribution to the venture.

STATE BIDDER'S / RESPONDENT'S PERCENTAGE OF OWNERSHIP IN THE JOINT VENTURE: 100%

SUBMIT A COPY OF THE JOINT VENTURE AGREEMENT. SUBMIT ANY OTHER DOCUMENTATION REQUESTED BY CITY TO SUBSTANTIATE THE EXISTANCE OF AND/OR PARTICIPATION IN THE JOINT VENTURE. NO PREFERENCE POINTS WILL BE ALLOCATED TO A JOINT VENTURE THAT FAILS TO SUBMIT REQUIRED DOCUMENTATION.

SOLICITATION NAME/NUMBER: 6100008495

**PROVIDE THE FOLLOWING INFORMATION REGARDING BIDDER'S / RESPONDENT'S HEADQUARTERS:**

Name of Business:	Grande Truck Center	
Physical Address:	4562 IH 10 EAST	
City, State, Zip Code:	SAN Antonio, TX 78219	
Phone Number:	210-666-7112	
Email Address:	rshoffstall@grandetruck.com	
Provide the total number of full-time, part-time, and contract personnel employed by Bidder / Respondent:	<u>212</u>	
Is Business headquartered within the incorporated San Antonio city limits? (circle one)	<input checked="" type="radio"/> Yes	<input type="radio"/> No
Has the business been headquartered in the incorporated San Antonio city limits for one year or more? (circle one)	<input checked="" type="radio"/> Yes	<input type="radio"/> No
If the answers to the questions above are "Yes", stop here. If the answer to either of the above questions is "No", provide responses to the following questions:		

**City of San Antonio**  
**Finance Department - Purchasing Division**  
**Local Preference Program Identification Form**

**PROVIDE THE FOLLOWING INFORMATION REGARDING BIDDER'S / RESPONDENT'S LOCAL OFFICE (IF APPLICABLE):**

Name of Business:		
Physical Address:		
City, State, Zip Code:		
Phone Number:		
Email Address:		
Provide the total number of full-time, part-time, and contract personnel employed by Bidder / Respondent in the local office: _____		
Is the business located in the incorporated San Antonio city limits? (circle one)	Yes	No
Has the business been located in the incorporated San Antonio city limits for one year or more? (circle one)	Yes	No
Are at least 100 full-time, part-time or contract employees regularly based in the San Antonio office? (circle one)	Yes	No
Are at least 20% of the business' total full-time, part-time or contract employees regularly based in the San Antonio office? (circle one)	Yes	No
Do the employees in the San Antonio office perform a substantial role in the business' performance of a commercially useful function or are a substantial part of the business' operations conducted in the San Antonio office? (circle one)	Yes	No

**City of San Antonio**  
**Finance Department - Purchasing Division**  
**Local Preference Program Identification Form**

---

**ACKNOWLEDGEMENT**

THE STATE OF TEXAS

I certify that my responses and the information provided on this Local Preference Program Identification Form are true and correct to the best of my personal knowledge and belief and that I have made no willful misrepresentations on this form, nor have I withheld any relevant information in my statements and answers to questions. I am aware that any information given by me on this Local Preference Program Identification Form may be investigated and I hereby give my full permission for any such investigation, including the inspection of business records and site visits by City or its authorized representative. I fully acknowledge that any misrepresentations or omissions in my responses and information may cause my offer to be rejected or contract to be terminated. I further acknowledge that providing false information is grounds for debarment.

BIDDER'S / RESPONDENT'S FULL NAME:

Keith Shoffstall

(Print Name) Authorized Representative of Bidder / Respondent

Keith Shoffstall

(Signature) Authorized Representative of Bidder / Respondent

Sales

Title

3/24/2017

Date

---

**This Local Preference Identification Form must be submitted with the bidder's /  
respondent's bid/proposal response.**



**City of San Antonio**  
**Veteran-Owned Small Business Program Tracking Form**

---

**Authority.** San Antonio City Code Chapter 2, Article XI describes the City's veteran-owned small business preference program.

**Tracking.** This solicitation is not eligible for a preference based on status as a veteran-owned small business (VOSB). Nevertheless, in order to determine whether the program can be expanded at a later date, the City tracks VOSB participation at both prime contract and subcontract levels.

**Certification.** The City relies on inclusion in the database of veteran-owned small businesses (VOSB) maintained by the U.S. Small Business Administration to verify VOSB status; however, veteran status may also be confirmed by certification by another public or private entity that uses similar certification procedures.

**Definitions.**

The program uses the federal definitions of veteran and veteran-owned small business found in 38 CFR Part 74.

- The term "veteran" means a person who served on active duty with the U.S. Army, Air Force, Navy, Marine Corps, Coast Guard, for any length of time and at any place and who was discharged or released under conditions other than dishonorable. Reservists or members of the National Guard called to federal active duty or disabled from a disease or injury incurred or aggravated in line of duty or while in training status.
- A veteran-owned small business is a business that is not less than 51 percent owned by one or more veterans, or in the case of any publicly owned business, not less than 51 percent of the stock of which is owned by one or more veterans; the management and daily business operations of which are controlled by one or more veterans and qualifies as "small" for Federal business size stand purposes.

The program uses the below definition of joint venture.

- Joint Venture means a collaboration of for-profit business entities, in response to a solicitation, which is manifested by a written agreement, between two or more independently owned and controlled business firms to form a third business entity solely for purposes of undertaking distinct roles and responsibilities in the completion of a given contract. Under this business arrangement, each joint venture partner shares in the management of the joint venture and also shares in the profits or losses of the joint venture enterprise commensurately with its contribution to the venture.

---

The program does not distinguish between a veteran and a service-disabled veteran-owned business and is not limited geographically.

**COMPLETE THE FOLLOWING FORM AND SUBMIT WITH YOUR BID/PROPOSAL.**

**INSTRUCTIONS**

- IF SUBMITTING AS A PRIME CONTRACTOR ONLY, COMPLETE **SECTION 1** OF THIS FORM.
- IF SUBMITTING AS A PRIME CONTRACTOR UTILIZING A SUBCONTRACTOR, COMPLETE **SECTIONS 1 AND 2** OF THIS FORM.

**City of San Antonio**  
**Veteran-Owned Small Business Program Tracking Form**

SOLICITATION NAME/NUMBER: 6100008495

Name of Respondent:	Grande Truck Center	
Physical Address:	4542 IH-10 East	
City, State, Zip Code:	SAN Antonio, TX 78219	
Phone Number:	210 666-7112	
Email Address:	rshoffstall@grandetruck.com	
Is Respondent certified as a VOSB with the U.S. Small Business Administration? (circle one)	Yes	No
If yes, provide the SBA Certification #		
If not certified by the SBA, is Respondent certified as a VOSB by another public or private entity that uses similar certification procedures? (circle one)	Yes	No
If yes, provide the name of the entity who has certified Respondent as a VOSB. Include any identifying certification numbers.		
Participation Percentage:		
Participation Dollar Amount:		

Is Respondent subcontracting with a business that is certified as a VOSB? (circle one)	Yes	No
Name of <b>SUBCONTRACTOR</b> Veteran-Owned Small Business:		
Physical Address:		
City, State, Zip Code:		
Phone Number:		
Email Address:		
Is <b>SUBCONTRACTOR</b> certified as a VOSB with the U.S. Small Business Administration? (circle one)	Yes	No
If yes, provide the SBA Certification #		
If not certified by the SBA, is <b>SUBCONTRACTOR</b> certified as a VOSB by another public or private entity that uses similar certification procedures? (circle one)	Yes	No
If yes, provide the name of the entity who has certified <b>SUBCONTRACTOR</b> as a VOSB. Include any identifying certification numbers.		
Participation Percentage:		
Participation Dollar Amount		

**City of San Antonio**  
**Veteran-Owned Small Business Program Tracking Form**

---

ACKNOWLEDGEMENT

THE STATE OF TEXAS

I certify that my responses and the information provided on this Veteran-Owned Small Business Preference Program Identification Form are true and correct to the best of my personal knowledge and belief and that I have made no willful misrepresentations on this form, nor have I withheld any relevant information in my statements and answers to questions. I am aware that any information given by me on this Veteran-Owned Small Business Preference Program Identification Form may be investigated and I hereby give my full permission for any such investigation, including the inspection of business records and site visits by City or its authorized representative. I fully acknowledge that any misrepresentations or omissions in my responses and information may cause my offer to be rejected or contract to be terminated. I further acknowledge that providing false information is grounds for debarment.

BIDDER/RESPONDENT'S FULL NAME:

Keith Shoffstall

(Print Name) Authorized Representative of Bidder/Respondent

Keith Shoffstall

(Signature) Authorized Representative of Bidder/Respondent

Sales

Title

3/24/2017

Date

---

**This Veteran-Owned Small Business Program Tracking Form must be submitted with the Bidder/Respondent's bid/proposal.**



## City of San Antonio


### ADDENDUM I

**SUBJECT:** Formal Invitation For Bid (IFB) 6100008495 PURCHASE OF MEDIUM AND HEAVY DUTY TRUCKS AND TRAILERS scheduled to open Monday, February 27, 2017 date of issue February 8, 2017.

**DATE:** February 23, 2017

**THE ABOVE MENTIONED INVITATION FOR BID (IFB) IS HEREBY AMENDED AS FOLLOWS:**

- 1. THE BID OPENING IS HEREBY EXTENDED TO WEDNESDAY, MARCH 8, 2017 2:00 P.M. CENTRAL TIME.**

  
Paul J. Calapa  
Purchasing Administrator  
Finance Department, Purchasing Division



City of San Antonio

**ADDENDUM II**

**SUBJECT:** Formal Invitation for Bid (IFB) 6100008495 PURCHASE OF MEDIUM AND HEAVY DUTY TRUCKS AND TRAILERS scheduled to open March 8, 2017; Date of issue February 8, 2017

**DATE:** March 3, 2017

**THE ABOVE MENTIONED INVITATION FOR BID (IFB) IS HEREBY AMENDED AS FOLLOWS:**

- 1. THE BID OPENING IS HEREBY EXTENDED TO MARCH 15, 2017 AT 2:00 P.M. CENTRAL TIME.**

A large, stylized handwritten signature in black ink, likely belonging to Paul J. Galapa.

A small, handwritten mark or signature in the bottom right corner of the page.

---

Paul J. Galapa  
Procurement Administrator  
Finance Department, Purchasing Division

PJC/lm



## City of San Antonio

### ADDENDUM III

**SUBJECT:** Formal Invitation For Bid (IFB) 6100008495 PURCHASE OF MEDIUM AND HEAVY DUTY TRUCKS AND TRAILERS scheduled to open Wednesday, March 15, 2017 date of issue February 8, 2017.

**DATE:** March 9, 2017

**THE ABOVE MENTIONED INVITATION FOR BID (IFB) IS HEREBY AMENDED AS FOLLOWS:**

- 1. THE BID OPENING IS HEREBY EXTENDED TO WEDNESDAY, MARCH 22, 2017 2:00 P.M. CENTRAL TIME.**
- 2. IFB Document Section 004 – Specifications / Scope of Services:**

**Changed to read:**

- 4.1 SCOPE:** The City of San Antonio is soliciting bids to provide 70 medium and heavy trucks and 5 trailers in accordance with the Building and Equipment Services Department specifications listed herein. This equipment will be utilized by the Solid Waste Management, Parks & Recreation, Animal Care Services, and Transportation and Capital Improvements departments for various construction and/or repair projects across the City

**Changed to read:**

- 4.2.3 DELIVERY - All deliveries are to be made inside the City limits of San Antonio. Vendor must deliver equipment to the following address:**

City of San Antonio,  
Northeast Service Center,  
10303 Tool Yard, Bldg. #2,  
San Antonio, TX 78233  
Attn: Acquisitions

Delivery to a non-specified location will result in non-acceptance of the equipment by the City. All deliveries must be pre-arranged with a minimum 24-hour notification, NO EXCEPTIONS. Vehicles will be accepted 8:00 A.M. to 3:00 P.M. CST. Vehicles with more than 500 miles accumulated on the odometer will not be accepted. Vehicles that cannot be transported by carrier or flatbed truck may be allowed up to 2500 miles. All vehicles are required to have a full tank(s) when delivered to City specified location.

**Changed to read:**

**4.2.12** All vehicles are to be equipped at the factory with air conditioning/Heater/defroster, (Maximum capacity cooling system offered by manufacturer), full headliner minimum OEM AM/FM radio, power steering, power ABS brakes, power and heated mirrors, manual tilt steering wheel and power windows and door locks. Each unit shall have a minimum three (3) sets of keys. Convenience Features: Vehicle shall be equipped with adjustable seats; intermittent wipers, cruise control. All lighting shall be LED where available.

**Changed to read:**

**4.2.17** Exterior and Interior Color: Unless otherwise specified, each vehicle shall have a white exterior body color. Unless otherwise specified, interior coloring shall be grey.

**Deleted:**

**4.2.18** DELETED:

<b>4.3</b>	<b>ITEM</b>	<b>QUANTITY</b>	<b>DESCRIPTION</b>
	<b>1</b>	<b>3</b>	<b>1 Ton Four Full Door Cab Long Bed 4x2 Pickup Truck</b>

**Changed to read:**

**4.3.8 TIRES & WHEELS:** Tires to meet or exceed minimum gross vehicle weight rating of vehicle, all season tread design.

**Changed to read:**

**4.3.9 FUEL SYSTEM:** Minimum 30 gallon tank capacity and to be certified to run on 87 Octane Gasoline.

**Added:**

**4.3.12 SAFTEY:** All vehicles will require an audible back up alarm and white color LED strobe lights model Grote 77931, or equal. Strobe lights are to be installed on the front grill of chassis and rear panel body. Strobes to be wired to a factory type or toggle switch inside of the cab.

<b>4.4.1</b>	<b>ITEM</b>	<b>QUANTITY</b>	<b>DESCRIPTION</b>
	<b>2</b>	<b>1</b>	<b>1 Ton Four Full Door Long Bed 4x2 Pickup Truck w/ Toolbox</b>

**Changed to read:**

**4.4.8 TIRES & WHEELS:** Tires to meet or exceed minimum gross vehicle weight rating of vehicle, all season tread design.

**Changed to read:**

**4.4.9 FUEL SYSTEM:** Minimum 30 gallon tank capacity and to be certified to run on 87 Octane Gasoline.

**Added:**

**4.4.13 SAFTEY:** All vehicles will require an audible back up alarm and white color LED strobe lights model Grote 77931, or equal. Strobe lights are to be installed on the front grill of

chassis and rear panel body. Strobes to be wired to a factory type or toggle switch inside of the cab.

4.5	ITEM	QUANTITY	DESCRIPTION
	3	1	1 Ton Four Full Door Long Bed 4x4 Pickup Truck with Toolbox

Changed to read:

**4.5.8 TIRES & WHEELS:** Tires to meet or exceed minimum gross vehicle weight rating of vehicle, all season tread design.

Changed to read:

**4.5.9 FUEL SYSTEM:** Minimum 30 gallon tank capacity and to be certified to run on 87 Octane Gasoline.

Added:

**4.4.13 SAFTEY:** All vehicles will require an audible back up alarm and white color LED strobe lights model Grote 77931, or equal. Strobe lights are to be installed on the front grill of chassis and rear panel body. Strobes to be wired to a factory type or toggle switch inside of the cab.

Changed to read:

4.6	ITEM	QUANTITY	DESCRIPTION
	4	1	1 Ton Regular Cab 60" Cab to Axle DRW 4x2 9ft Flat Bed With Non-removable Sides- NO LIFT GATE

Changed to read:

**4.6.6 DIMENSIONS:** Regular cab configuration, 60 inch CA.

Changed to read:

**4.6.8 TIRES & WHEELS:** Dual rear wheel design. Tires to meet or exceed minimum gross vehicle weight rating of vehicle, all season tread design.

Changed to read:

**4.6.8.a FUEL SYSTEM:** Minimum 30 gallon tank capacity and to be certified to run on 87 Octane Gasoline

Changed to read:

**4.6.10.1 LENGTH:** Minimum 9 feet.

Changed to read:

**4.6.10.6 CAPACITY:** Able to transport 3 cubic yards of material.



**Added:**

- 4.6.11 SAFTEY:** All vehicles will require an audible back up alarm and white color LED strobe lights model Grote 77931, or equal. Strobe lights are to be installed on the front grill of chassis and rear panel body. Strobes to be wired to a factory type or toggle switch inside of the cab.

<b>4.7</b>	<b>ITEM</b>	<b>QUANTITY</b>	<b>DESCRIPTION</b>
	<b>5</b>	<b>1</b>	<b>1 Ton 60" Cab to Axle, DRW 4x4 Flat Bed Body with Non-Removable Sides with Pipe Rack &amp; Lift Gate Truck</b>

**Changed to read:**

- 4.7.8 TIRE & WHEELS:** Dual rear wheel design. Tires to meet or exceed the minimum gross vehicle weight rating of the vehicle, all season tread design.

**Changed to read:**

- 4.7.9 FUEL SYSTEM:** Minimum 30 gallon tank capacity and to be certified to run on 87 Octane Gasoline.

**Changed to read:**

- 4.7.12 PIPE RACK:** Pipe rack to be as wide and long as entire bed of unit. Rack to be painted black in color. Rack shall mount to front and rear ends of dump body. Front and sides of pipe storage to be metal with metal mesh all around. Front and sides to be a minimum 12 inches in height designed to prevent items from falling out during transit.

**Added:**

- 4.7.15 SAFTEY:** All vehicles will require an audible back up alarm and white color LED strobe lights model Grote 77931, or equal. Strobe lights are to be installed on the front grill of chassis and rear panel body. Strobes to be wired to a factory type or toggle switch inside of the cab.

<b>4.8</b>	<b>ITEM</b>	<b>QUANTITY</b>	<b>DESCRIPTION</b>
	<b>6</b>	<b>1</b>	<b>1 Ton Regular Cab DRW Hi Side Body w/ Lift Gate</b>

**Changed to read:**

- 4.8.1 ENGINE:** Minimum 6 cylinder capable to deliver a minimum 350 HP.

**Changed to read:**

- 4.8.2 GVWR:** Minimum 10,001 lbs. and maximum 14,000 lbs.

**Changed to read:**

- 4.8.6 DIMENSIONS:** Regular cab configuration; 84 inch cab to axle.

**Changed to read:**

- 4.8.7 WHEELBASE:** Wheelbase to be a minimum 160 inches.

Changed to read:

**4.8.8 TIRES & WHEELS:** Dual rear wheel design. Tires to meet or exceed minimum gross vehicle weight rating of vehicle, all season tread design.

Changed to read:

**4.8.9 FUEL SYSTEM:** Minimum 30 gallon tank capacity and to be certified to run on 87 Octane Gasoline.

Changed to read:

**4.8.11.2 LENGTH:** Minimum 10 feet.

Changed to read:

**4.8.11.4 HEIGHT:** Approximately 48 inches high, all sides.

Changed to read:

**4.8.11.5 FLOOR:** One-piece 3/8 inch thick steel.

Changed to read:

**4.8.11.6 CAPACITY:** Able to transport 3 cubic yards /6,000 lbs. of material

Changed to read:

**4.8.11.11 SAFETY:** Unit to be equipped with audible backup alarm and white color LED strobe lights model Grote 77931, or equal installed on the front grill of chassis and rear panel body. Strobes to be wired to a factory type or toggle switch inside of the cab.

Changed to read:

<b>4.9</b>	<b>ITEM</b>	<b>QUANTITY</b>	<b>DESCRIPTION</b>
	<b>7</b>	<b>2</b>	<b>1 Ton Regular Cab 84" CA DRW 4x2 w/Stake Bed and Lift Gate</b>

Changed to read:

**4.9.2 GVWR:** Minimum 10,001 lbs. and maximum 14,000 lbs.

Changed to read:

**4.9.6 DIMENSIONS:** Regular cab configuration; 84 inch cab to axle.

Changed to read:

**4.9.7 WHEELBASE:** Wheelbase to be a minimum 160 inches.

Changed to read:

**4.9.8 TIRES & WHEELS:** Dual rear wheel design. Tires to meet or exceed the minimum gross vehicle weight rating of the vehicle, all season tread design.

Changed to read:

**4.9.10 FUEL SYSTEM:** Minimum 30 gallon tank capacity and to be certified to run on 87 Octane Gasoline.

Changed to read:

**4.9.12.1 LENGTH** Approximately 10' feet.

Changed to read:

**4.9.12.7 TOW BUMPER:** Unit shall have an ICC bumper that is flush mounted with the end of the platform bed. Unit shall have a combination ball hitch/pintle hook with a minimum capacity of 17,000 lbs. Hitch shall be bolted to ICC bumper. Hitch shall have a black powder coat finish. Hitch will have a 7 Way flat pin/blade vehicle connector. Receiver type hitch is not acceptable.

Changed to read:

**4.9.12.10 SAFETY:** Unit to be equipped with audible backup alarm and white color LED strobe lights model Grote 77931, or equal, installed on the front grill of chassis and rear panel body. Strobes to be wired to a factory type or toggle switch inside of the cab.

4.10	ITEM	QUANTITY	DESCRIPTION
	8	1	1 Ton Regular Cab 60" CA DRW with Stake Bed Body & Pintle Hitch- NO LIFT GATE

Changed to read:

**4.10.7 WHEELBASE:** Wheelbase to be a minimum 160 inches.

Changed to read:

**4.10.8 TIRES & WHEELS:** Dual rear wheel design. Tires to meet or exceed minimum gross vehicle weight rating of vehicle, all season tread design.

Changed to read:

**4.10.9 FUEL SYSTEM:** Minimum 30 gallon tank capacity and to be certified to run on 87 Octane Gasoline

Changed to read:

4.11	ITEM	QUANTITY	DESCRIPTION
	9	3	1 Ton Cab & Chassis 84" Cab to Axle DRW Pickup Truck with Traffic Utility Body

Changed to read:

**4.11.7 WHEELBASE:** Wheelbase to be a minimum 160 inches

Changed to read:

**4.11.8 TIRES & WHEELS:** Dual rear wheel design. Tires to meet or exceed minimum gross vehicle weight rating of vehicle, all season tread design.

Changed to read:

**4.11.9 FUEL SYSTEM:** Minimum 30 gallon tank capacity and to be certified to run on 87 Octane Gasoline.

Changed to read:

**4.11.12 FRONT BUMPER POLE PULL:** Unit to be equipped with a Diversified PPF 203 Regular Duty, or equivalent, Pole Pull adaptive to a ¾ ton truck or larger.

Changed to read:

**4.11.14.9 HINGED BOXES:** Two (2) horizontally hinged boxes are to be mounted on curb and street side long enough to cover the length of the platform body, which shall be 16" tall and 13" deep, with reinforced 1/8" steel treadplate top plate and (1) 18"x18"x36" jack hammer chest box to be mounted against bulkhead.

Changed to read:

**4.12.8 TIRES & WHEELS:** Tires to meet or exceed minimum gross vehicle weight rating of vehicle, all season tread design.

4.12	ITEM	QUANTITY	DESCRIPTION
	10	2	16,001-19,500 GVW Cab & Chassis Regular Cab 84" CA, 4x2 DRW Diesel Service Body with 4,000 lbs. Crane & Lift Gate

Changed to read:

**4.12.8 TIRES & WHEELS:** Tires to meet or exceed minimum gross vehicle weight rating of vehicle, all season tread design.

Changed to read:

**4.12.13.9 BUMPER:** Heavy duty, plain treadplate with a 12" inch raised mount. Bolted to the mount will be a 6" vice with replaceable jaws. Bumpers are to be designed to accommodate outriggers. Bumperettes design not to interfere with operation of lift gate.

Changed to read:

**4.12.13.11 WELDER:** A standalone welder is to be mounted on service body street side. Box must face forward position of service body. Welder to include a 50'feet spool of ground wire and 75'feet spool of stinger wire. Welder is to have a minimum rated output of 250A AC/25V/ 100% and 250A DC/25V/ 100%. The generator output is to have minimum 10,000 watts peak, 9,000 watts continuous. Unit is to be gasoline powered. Acceptable model Miller Bobcat 250 gas; or equivalent.

Changed to read:

**4.12.13.12 AIR COMPRESSOR:** A standalone air compressor is to be mounted in most forward position of service body floor. The air compressor to be plumbed as to supply air to a 50 feet hose reel located on street side of utility body. Air compressor is to be gasoline powered.

Added:

- 4.12.13.15 SAFETY:** All vehicles will require an audible back up alarm and white color LED strobe lights model Grote 77931, or equal. Strobe lights are to be installed on the front grill of chassis and rear panel body. Strobes to be wired to a factory type or toggle switch inside of the cab.

<b>4.13</b>	<b>ITEM</b>	<b>QUANTITY</b>	<b>DESCRIPTION</b>
	<b>11</b>	<b>1</b>	<b>16,001-19,500 GVW Cab &amp; Chassis Regular Cab 84" CA, 4x2 DRW Diesel Service Body with 5,000 lbs. Crane &amp; Lift Gate</b>

Changed to read:

- 4.13.8 TIRES & WHEELS:** Tires to meet or exceed minimum gross vehicle weight rating of vehicle, all season tread design.

Changed to read:

- 4.13.13.9 BUMPER:** Heavy duty, plain treadplate with a 12" inch raised mount. Bolted to the mount will be a 6" vice with replaceable jaws. Bumpers are to be designed to accommodate outriggers. Bumperettes design not to interfere with operation of lift gate.

Added:

- 4.13.13.15 SAFETY:** All vehicles will require an audible back up alarm and white color LED strobe lights model Grote 77931, or equal. Strobe lights are to be installed on the front grill of chassis and rear panel body. Strobes to be wired to a factory type or toggle switch inside of the cab.

<b>4.14</b>	<b>ITEM</b>	<b>QUANTITY</b>	<b>DESCRIPTION</b>
	<b>12</b>	<b>1</b>	<b>19,501-26,000 GVW Chipper Truck</b>

Changed to read:

- 4.14.2 ENGINE:** Diesel, minimum 260 net horsepower with gear ratio to attain 65 mph +/- 2 mph at full engine governed RPM. Engines to be equipped with OEM or equal shut down control on high water temperature and low oil pressure. Electronic engine controls must have all necessary components and wiring to allow for complete operation of a power take off at a pre-determined RPM using an in-cab control (must be load sensitive). Engine will have automatic shutdown feature enabled after 5-minutes of idle time.

Changed to read:

- 4.14.5 FRAME:** Minimum 1,400,000 RBM steel. Two (2) front tow hooks installed on frame and strengthened sufficiently to lift, pull, and tow truck.

Changed to read:

- 4.14.10 BRAKES:** Full air, S-cam service brakes. Front and rear Rockwell or equal, automatic slack adjusters. Minimum 13 CFM compressor, Midland Pure Air Plus Dryer Model DA33100 or equal with automatic drain valves Model KN24000 or equal on all tanks and pull chains accessible from the side of the truck. Spring set parking brakes. All brake drums

to be cast iron. Brake linings to be non-asbestos. Quick connect couplings to be located in a protected area near the front bumper. 1/2" to air tanks, female coupling 1/2" to the air valve

**Changed to read:**

**4.14.16 SAFETY:** All vehicles will require an audible back up alarm and white color LED strobe lights model Grote 77931, or equal. Strobe lights are to be installed on the front grill of chassis and rear panel body. Strobes to be wired to a factory type or toggle switch inside of the cab.

**Deleted:**

**4.14.18.12 Deleted**

**Changed to read:**

**4.14.19 MISCELLANEOUS:** Must be equipped with a bracket at the front and rear of vehicle to store safety cones. Include an LED arrow stick, Whelen TACF85LH or approved equal directing traffic left, right or both be mounted on the rear of the vehicle in line of approaching traffic from the rear. Controls shall be mounted inside of the truck cab. Four (4) white LED work lights wired to a factory type switch. The switch is to be located inside of cab. Unit must be equipped with two (2) "L" shaped locking storage boxes on both sides of the truck, mounted behind the cab of truck, under the bed for the storage of equipment.

**Changed to read:**

**4.14.20.8 TOW PACKAGE:** ICC underside protection is required. Minimum 6" structural channel with two (2) minimum 8" X 1/4" formed side channel welded to chassis frame at a 45 degree angle. Two (2) towing rings with 2-1/4" inside diameter, and a seven (7) pin round connector. All wires are to be harnessed in automotive type plastic loom completely enclosed. A T-60 swivel pintle tow eye will be installed.

**Changed to read:**

**4.14.20.9 LIGHTING:** Seven (7) 2-1/2" Truck-Lite # 10205R, or equal side marker clearance lights. Four (4) 4" Truck-Lite # 40202R or equal stop, tail and turn lights. Two (2) 4" Truck-Lite # 40204, or equal back up lights. One (1) Arrow # 449-00, or equal license plate light. Two (2) 2-1/2" Truck-Lite # 302004, or equal front marker clearance lights. All reflectors and lighting required for Federal, State and Local laws. Two (2) strobe lights with brush guards must be installed on both sides in the front and rear of body. These strobe lights are to be wired for key on operation (no switch control).

4.15	ITEM	QUANTITY	DESCRIPTION
	13	1	35K GW 7 Cubic Yard Dump Truck – No Pintle Hitch

**Changed to read:**

**4.15.1 ENGINE:** Diesel, minimum 250 H.P., Engine will have automatic shutdown feature enabled after 5-minutes of idle time.

Changed to read:

**4.15.10 FUEL SYSTEM:** To be equipped with under cab minimum 65 gallon left or right hand tank. Fuel filtration system to include primary and secondary type fuel filters with automatic water separator. Diesel Exhaust Fluid (DEF) Gauge inside of cab.

4.16	ITEM	QUANTITY	DESCRIPTION
	14	1	35K GVW 7 Cubic Yard Dump Truck – With Pintle Hitch

Changed to read:

**4.16.1 ENGINE:** Diesel, minimum 250 H.P., engine will have automatic shutdown feature enabled after 5-minutes of idle time.

Changed to read:

**4.16.10 FUEL SYSTEM:** To be equipped with under cab minimum 65 gallon left or right hand tank. Fuel filtration system to include primary and secondary type fuel filters with automatic water separator. Diesel Exhaust Fluid (DEF) Gauge inside of cab.

Changed to read:

**4.16.13.11** All vehicles will require an audible back up alarm and white color LED strobe lights model Grote 77931, or equal. Strobe lights are to be installed in all four corners (front grill and rear of dump body) of truck front grill of chassis and rear panel body. Strobes to be wired to a factory type or toggle switch inside of the cab.

4.17	ITEM	QUANTITY	DESCRIPTION
	15	13	52K GVW 12 Cubic Yard Dump Truck

Changed to read:

**4.17.3 TRANSMISSION/ DRIVE:** Eaton Fuller Manual; or proven equal. Minimum 10 speed. Transmission must be capable of 1,350 ft. lb. of gross torque at/ between 1,100 and 1,300 RPM.

Changed to read:

**4.17.6 REAR AXLE:** Minimum 40,000 lbs. capacity with 40,000 lbs. spring capacity, equipped with hub piloted steel hubs, outboard mount type brake drums. Rear axle equipped with heavy duty springs plus auxiliary springs. Stemco or equal rear oil seals. Gear ratio will be determined by the best start ability and grade ability. Unit shall be equipped with a full locking differential.

Changed to read:

**4.17.7 SUSPENSION:** Equipped with manufacturer's heavy duty walking beam suspension applicable to axle ratings and overall gross vehicle weight.

Changed to read:

**4.17.8 TIRES & WHEELS:** 6 x 4 design. Wheels to be 10 hole hub piloted steel disk wheel, minimum 11R 22.5, steel belted tubeless radials, minimum load range G tires, on/off highway tread design. Front wheels to be highway tread design. Rear dual wheel application to be on-off, self-cleaning, lug design. All wheels to be equipped with fluorescent loose lug indicators.

Changed to read:

**4.17.13.12** All vehicles will require an audible back up alarm and white color LED strobe lights model Grote 77931, or equal. Strobe lights are to be installed in all four corners (front grill and rear of dump body) of truck front grill of chassis and rear panel body. Strobes to be wired to a factory type or toggle switch inside of the cab.

<b>4.18</b>	<b>ITEM</b>	<b>QUANTITY</b>	<b>DESCRIPTION</b>
	<b>16</b>	<b>1</b>	<b>1 Ton Regular Cab DRW 4x4 Welder &amp; Compressor Truck</b>

Changed to read:

**4.18.1 ENGINE:** Minimum 6 cylinder capable to deliver a minimum 350 HP.

Changed to read:

**4.18.8 WHEELS & TIRES:** Dual rear wheel design. Tires to meet or exceed minimum gross vehicle weight rating of vehicle, all season tread design.

Changed to read:

**4.18.9 FUEL SYSTEM:** Minimum 30 gallon tank capacity and to be certified to run on 87 Octane Gasoline

Changed to read:

**4.18.13.20 SAFETY:** All vehicles will require an audible back up alarm and white color LED strobe lights model Grote 77931, or equal. Strobe lights are to be installed on the front grill of chassis and rear panel body. Strobes to be wired to a factory type or toggle switch inside of the cab.

---

<b>4.19</b>	<b>ITEM</b>	<b>QUANTITY</b>	<b>DESCRIPTION</b>
	<b>17</b>	<b>6</b>	<b>52K GVW Conventional Tractor Truck</b>

Changed to read:

**4.19.1 ENGINE:** Diesel, minimum 12 Liter, 470 net horsepower rated at manufacturers recommended RPM, Engine will have automatic shutdown feature enabled after 5-minutes of idle time.

Changed to read:

**4.19.3 TRANSMISSION/ DRIVE:** Manual transmission; Eaton Fuller or proven equal. 10 Speed Transmission must be capable of minimum 1,000 ft. lb. of gross torque at/ between 1100 and 1300 RPM



Changed to read:

**4.19.6 SUSPENSION:** Equipped with manufacturer's heavy duty spring suspension applicable to axle ratings and overall gross vehicle weight.

Changed to read:

**4.19.18 WET KIT:** A truck mounted wet kit will be provided and installed to pull a Warren WRDT-2424-2-SS dump trailer; kit to also include in-cab controls. A hot shift PTO mounted and a direct mount pump will be installed on the truck transmission which produces 50-90% of engine RPM. A metal hydraulic reservoir to be mounted behind cab and be a minimum of 70 gallon capacity. Hydraulic controls to be mounted inside truck cab readily accessible to the driver. All valves and fittings required to make wet kit and trailer completely operational to include one female quick coupler and one male quick coupler. Wet kit to be filled to capacity with SAE 10 Hydraulic oil.

Added:

**4.19.19 SAFETY:** All vehicles will require an audible back up alarm and white color LED strobe lights model Grote 77931, or equal. Strobe lights are to be installed in the front grill and rear top corners of cab. Strobes to be wired to a factory type or toggle switch inside of the cab.

4.20	ITEM	QUANTITY	DESCRIPTION
	18	1	60K GVWR 5th Wheel Tractor Truck

Changed to read:

**4.20.1 ENGINE:** Diesel, minimum 500 net horsepower. Engine will have automatic shutdown feature enabled after 5-minutes of idle time.

Changed to read:

**4.20.3 TRANSMISSION/ DRIVE:** Manual transmission; Eaton Fuller or proven equal. rated at manufacturers recommended RPM, producing a minimum of 1850 ft. lb. of gross torque and should be at +/- 70% of engine ground RMP. Nominal torque rise minimum 25%, with viscous or electromagnetic fan clutch. Road speed electronically governed to 70 MPH + / - 2 MPH. 18 Speed minimum.

Changed to read:

**4.20.7 REAR AXLE:** Tandem axle configuration- 6x4 design. Single speed tandem drive, minimum 40,000 lbs. capacity to be Rockwell RT 46-160 or equal. Gear ratio installed must be capable of 65 +/- 2 mph geared road speed at full engine governed RPM. Driver controlled differential locks on both rear axles.

Changed to read:

**4.20.8 SUSPENSION:** Minimum 46,000 lbs. capacity.

Changed to read:

**4.20.11 FUEL SYSTEM:** Single left or right hand steel tank mounted under cab or dual left and right hand step tanks mounted under cab. Minimum total fuel capacity to be 100 gallons.

Fuel filtration to include primary and secondary filtering systems with automatic water separator. Diesel Exhaust Fluid (DEF) tank to be equipped, if applicable

**Changed to read:**

**4.20.17 FIFTH WHEEL:** Holland FW-8-7401G4L06 "32" air slide (or proven equal). Fifth wheel to extend above rear fenders as to not cause trailer contacting fender under operations in uneven terrain. Shall be equipped with a rolling tail board.

**Changed to read:**

**4.20.20 WET KIT:** A truck mounted wet kit will be provided and installed to pull a Ranco 26 YD round bottom end dump trailer; shall also include in-cab controls. A transmission mounted PTO and direct mount pump will be installed on the truck transmission to produce 50-90% of engine RPM; no Hot Shift PTO is required. A metal hydraulic reservoir to be mounted behind cab and be a minimum of 75 gallon capacity. Hydraulic controls to be mounted inside truck cab readily accessible to the driver. All valves and fittings required to make wet kit and trailer completely operational to include one female quick coupler (Aeroquip 6-5100-2516 or equal) and one male quick coupler (Aeroquip 6-5100-52-16B or equal). Wet kit to be filled to capacity with SAE 10 Hydraulic oil meeting MIL-L-46152 specifications.

**Changed to read:**

**4.20.21 PUSHER AXLE:** To be configured as a tri axle, to be a minimum of 13,000 lbs. and be air actuated to lift when not in operation. Ride height of a minimum 6 inches.

**Changed to read:**

**4.20.22.9** All vehicles will require an audible back up alarm and white color LED strobe lights model Grote 77931, or equal. Strobe lights are to be installed on the front grill of chassis and rear panel body. Strobes to be wired to a factory type or toggle switch inside of the cab.

<b>4.21</b>	<b>ITEM</b>	<b>QUANTITY</b>	<b>DESCRIPTION</b>
	<b>19</b>	<b>13</b>	<b>35K GVW Brush Truck w/ Grapppler</b>

**Changed to read:**

**4.21.7 WHEELS & TIRES:** Wheels to be 10-hole hub piloted steel disk wheel, minimum size 22.5 X 8 1/4 painted white. Tires – Front tires are to be 315/80R 22.5 20 ply and rear tires are to be 11R 22.5 14 ply, tubeless steel belted radial tires. All wheels to be equipped with fluorescent loose lug indicators.

**Changed to read:**

**4.21.13 CAB:** Air ride suspension cab with running boards, tilt hood, and fenders, left and right hand cab grab handles, and manufacturer's standard AM/FM with CD and Auxiliary input radio. Exterior sun visor, painted the same color as truck. Doors to have armrests. Units to be factory equipped with installed OEM air conditioner, integral heater, defroster units, insulated cab headliner, standard left and right side sun visor, left and right outside mirrors, motorized, west coast type, right and left hand, heavy-duty, 6-inches x 16-inches split focus, (approximately 2/3 flat area, 1/3 adjustable convex) breakaway type. Parabolic mirrors installed on both front fenders to provide view of obstacles on right side of truck from front bumper to rear wheels. Driver seat to be high back bucket type, National Cush-

n-Aire or equal. Passenger seat to be non-suspension two man bench seat. Seat belts will be safety orange (seat belt cover not acceptable). Doors will have power windows and locks. Side and rear windows will have factory or aftermarket tinting at the darkest allowable by Window Tint Standards under Texas Administrative Code, Title 37, Part 1, Rule 21.3. The minimum cab width shall be 72".

**Changed to read:**

**4.21.15 TOW HOOKS/ WINCH ASSEMBLY:** Two front tow hooks installed on frame and strengthened sufficiently to lift, pull, and tow truck without damaging bumper or other body parts. A wire rope, minimum 1-inch diameter, shall be provided and fastened to both tow hooks to attach tow equipment.

**Changed to read:**

**4.21.16.8** All vehicles will require an audible back up alarm and white color LED strobe lights model Grote 77931, or equal. Strobe lights are to be installed on the front grill of chassis and rear panel body. Strobes to be wired to a factory type or toggle switch inside of the cab

**Changed to read:**

**4.21.16.18** Two (2) pitch fork racks installed on the front body of trailer.

**Changed to read:**

**4.21.31 CONSTRUCTION:** High tensile strength steel used in all major structural members such as A-frame legs, boom ears, boom spars, and stabilizers. Positive lubrication must be available to each wear point. Boom rotation must be made through a hydraulic rotary drive motor. Elevation and knuckling of boom and operation of stabilizing outrigger jacks will be through double acting hydraulic cylinders with controls located at the operator's platform. All movements – swing, knuckle, lift, rotate, and bucket action will be able to be accomplished simultaneously without jerking or other unnatural actions of the loader. A two stage pump, per manufacturer's flow design, will be provided to meet this requirement. All boom and outrigger pivot points to have bronze, brass, or steel bushings with grease fittings.

**Changed to read:**

**4.21.32 BOOM LENGTH:** Maximum 23 feet, minimum 21 feet, without telescoping boom.

**Changed to read:**

**4.21.39 TRASH BUCKET:** Combination type bucket designed for solid waste and brush collection with fully enclosed sides. Bucket to be Rotobec model 045W (City of San Antonio option to include curved jaws and special closing cylinders); or equivalent as evaluated by the Solid Waste Management Department with submitted literature with bid. Cylinders, hoses, and hydraulic lines must be protected from debris protruding through bucket with steel plates. Hoses will also be covered with anti-wear material.

**Changed to read:**

**4.21.41 CRANE STABILITY:** Minimum 2-inches upper and lower steel plates will be used to mount the crane to the vehicle frame. The frame will be reinforced with minimum 3-inches braces

located adjacent to the mounting bolts, with stops welded on chassis frame to prevent sliding. Stops cannot be welded directly to truck frame.

**Changed to read:**

**4.21.43 CAMERA:** AWTI - 3rd Eye Mobile Vision with AWT07MLEDSD- SD/DVR Monitor, four (4) AWT1020W Cameras color video camera system, with four (4) mounted cameras, installed to ensure proper and safe operation of the truck. One (1) camera to be facing forward mounted on dash. One (1) camera to be mounted under each mirror configuration to be facing the rear of the unit. One (1) camera mounted at the rear of the unit acting as a backup camera. Automatic video feed switch feature, with optional remote switch, must be capable of switching between cameras based on operation controls, transmission setting, or operator's preference. Monitor to have a 4-way split screen capability and provision to add another camera without modification. Cameras to have built in infra-red night vision, minimum 130° field of view, and sun shade device

4.22	ITEM	QUANTITY	DESCRIPTION
	20	2	40K GVWR Brush Tractor Truck

**Changed to read:**

**4.22.6 REAR A-XLE:** Minimum 40,000 lbs. capacity tandem axle with 28,000-lbs. spring suspension capacity, minimum 3,000-lbs. multi leaf auxiliary springs, ends equipped with hub piloted steel hubs, outboard mount type brake drums. Gear ratio installed must be capable of 70-MPH +/- 2-MPH geared road speed at full engine governed RPM. Will be equipped with driver controlled differential lock (DCDL) for both axles with a warning light and buzzer to indicate engagement located on dash. Stemco or equal oil rear seals.

**Changed to read:**

**4.22.7 SUSPENSION:** Minimum 40,000 lbs. capacity.

**Changed to read:**

**4.22.9 BRAKES:** Full air, S-cam type, manufacturer's heavy duty spring set parking brakes. Front and rear Rockwell or equal, automatic slack adjusters. Minimum 13 CFM compressor, Midland Pure Air Plus Dryer Model DA33100 or equal with automatic drain valves Model KN24000 or equal on all tanks. Spring set parking brakes on both rear axles. Brake linings to be non-asbestos. Quick connect couplings to be located in a protected area near the front bumper. Couplings will not be mounted to the bumper. Female coupling ½" Milton M Type or approved equal to air tanks.

**Changed to read:**

**4.22.13 EXHAUST SYSTEM:** Muffler, horizontal tailpipe, heat guard, and outlet behind the cab guarded with a diffuser if necessary. A heat shield shall be installed under frame rails to prevent but not interfere with PTO and hydraulic hoses.

**Changed to read:**

**4.22.17 SAFETY:** All vehicles will require an audible back up alarm and white color LED strobe lights model Grote 77931, or equal. Strobe lights are to be installed in the front grill and

rear top corners of cab. Strobes to be wired to a factory type or toggle switch inside of the cab.

**Deleted:**

4.22.20.9 Deleted

**Changed to read:**

4.22.20.13 AWTI - 3<sup>rd</sup> Eye Mobile Vision with AWT07MLEDSD- SD/DVR Monitor, three (3) AWT1020W Cameras. One (1) camera to be mounted under each mirror configuration to be facing the rear of the unit. One (1) camera mounted at the rear of the unit acting as a backup camera

4.24	ITEM	QUANTITY	DESCRIPTION
	22	4	35 GVW Tanker Truck

**Changed to read:**

4.24.1 **ENGINE:** Minimum 260 H.P. engine will have automatic shutdown feature enabled after 5-minutes of idle time.

**Changed to read:**

4.24.10 **PARKING:** Spring brake chamber (rear axle) with air emergency brake system.

**Changed to read:**

4.24.16.9 **SPRAY BAR:** 8' ft. spray bar, per manufacturer's standard design, to be controlled from inside cab.

**Changed to read:**

4.25	ITEM	QUANTITY	DESCRIPTION
	23	1	35K GVWR Turntable Winch Auger Truck, Auger Sheave Min 42.5 ft.

**Changed to read:**

4.25.10 **FRAME RBM:** Minimum 900,000 in-lbs. RBM

**Changed to read:**

4.25.13 **AUGER BODY PLATFORM:** Platform to accommodate an auger sheave that extends at minimum up to 42.5 feet. Auger to be mounted on a heavy duty platform body of metal construction with an insulated liner, with 2 steps from lower curb side. 2 vertical storage compartments with one shelf per compartment are to be mounted on each side of the bed behind the cab. The rear of the unit is to also have a step up ladder with rails for employees to safely climb up/down. Equipped with a safety cone holder at truck rear.

**Changed to read:**

**4.25.15 WINCH:** Equipped with a maximum winching capacity of 30,000 lb. Unit to be supplied with either a turntable mount winch or turret mount winch. There are to be no upper controls and no tool circuit at boom tip.

**Changed to read:**

**4.25.16 DIGGER DRIVE SYSTEM:** Digger to be a 12,000 lbs. two (2) speed mechanical shift. Digger to have all necessary components installed to operate digger. System to be equipped with right hand command post controls and an engine start/stop button at the lower controls.

**Changed to read:**

**4.25.18 ROPE:** Unit to be equipped with a 1 1/8 inch x 115 feet rope installed. Rope to have a minimum 15,000 lbs. rating for use with turntable or turret mount winch.

**Changed to read:**

**4.25.20 OUTRIGGERS:** Outriggers to be flat shoe "A-Frame" type. The outriggers to have a maximum spread of 149" inches. Shall include motion alarms and interlocks for outriggers.

**Changed to read:**

**4.25.23 UNIT AND HYDRAULIC ACCESSORIES:** Unit to be equipped with hydraulic oil and lubricants; installed. A cab-controlled heavy duty SAE PTO to be air shifted on chassis with air brakes. A Stanley hydraulic tamper complete with three (3) feet of hose and quick disconnect couplings with three (3) foot handle. A set of two (2) 25 foot hydraulic hoses with two (2) quick disconnect couplings, dust caps, and fittings for hydraulic tools used to be installed on a manually operated reel. A pole-puller to be equipped. Puller to have 7' 5/8" of high-tensile chain and base.

**Added:**

**4.25.27 TOW BUMPER:** Unit shall have an ICC bumper that is flush mounted with the end of the platform bed. Unit shall have a combination ball hitch/pintle hook with a minimum capacity of 17,000 lbs. Hitch shall be bolted to ICC bumper. Hitch shall have a black powder coat finish. Hitch will have a 7 Way flat pin/blade vehicle connector. Receiver type hitch is acceptable. Bumper to be equipped with 2 D-rings.

**Added:**

**4.25.28 LIGHTING:** Equipped with amber LED strobe lighting installed that is visible from front and rear of truck. Lighting shall have in cab controls and an indicator light on dash. Lighting shall have replaceable assemblies. Additional lighting includes four (4) 4" Truck-Lite # 40202R, or equal stop, tail and turn lights. Two (2) 4" Truck-Lite # 40204, or equal back up lights. One (1) Arrow # 449-00, or equal license plate light. Two (2) 2-1/2" Truck-Lite # 302004, or equal front marker clearance lights. All reflectors and lighting required for Federal, State and Local laws.

4.26	ITEM	QUANTITY	DESCRIPTION
	24	1	Animal Care Unit

Added:

**4.26.18 EXTENDED WARRANTY:** Unit must include a 5-year extended warranty, regardless of miles, and include coverage for all parts and labor related to the Animal Control Unit Heating, Air Conditioning, And Air Circulation System.

Changed to read:

4.29	ITEM	QUANTITY	DESCRIPTION
	27	3	Flat Bed Pintle Hitch Dovetail Trailer Minimum 40,000 GVWR

Specification changed in its entirety to read:

**4.29.1 HAULING CAPACITY:** Minimum 40,000 lbs. rated not less than 65 mph over improved roads.

**4.29.5 AXLES:** Two (2) 20,000 lbs. minimum heavy duty dual wheel axles with oil bath bearings. Unit to be equipped for electric brakes.

**4.29.6 BRAKES SYSTEM:** Full air brakes, minimum 12-1/4" x 7-1/2" with break-a-way system.

**4.29.7 TIRES:** (8) 235/75 R-17, Load Range H, mounted to 8 hole, hub piloted wheel.

**4.29.8 Reserved**

**4.29.9 SUSPENSION:** Unit to have a 48,000 lbs. adjustable suspension.

**4.29.10 FRAME:** Minimum 14" I-Beam x 26 lbs. per foot, of hi-tensile steel.

**4.29.11 CROSS MEMBERS:** Must be a minimum 6" junior I-Beam x 3.7 lbs. per foot on 22" centers.

**4.29.12 FLOORING:** 2" Nominal oak, or equivalent, firmly secured to frame members with recessed bolts or screws. Platform shall be approximately 30 feet x 19 feet (excluding dove tail). Unit shall be equipped with a headboard the full width of the trailer.

**4.29.13 TIE DOWNS:** Minimum 6 qty 5/8" OD D-rings per each side.

**4.29.14 RAMP:** Ramp to be a 5' Dove Tail w/ double hinged spring assist ramps. Ramps to manufactured of hi-tensile steel, wood filled, for load compatible to trailer hauling capacity. Maximum lifting weight to be 50 lbs. when ramps are lifted to place in travel position.

**4.29.15 STORAGE:** Locking chain box with lid located in tongue.

**4.29.16 TONGUE:** Tongue shall be straight through type with suspension attached to the tongue frame for direct pull with an adjustable lunette eye. To be bolted on with grade 9 bolts (5/8" minimum). One-fourth (1/4") plate shall be welding to underside of tongue to form a tote

tray and have drainage holes. Unit shall have a 10% minimum weight on tongue with trailer empty or loaded. Maximum tongue weight not to exceed 15%.—

**4.29.17 COUPLER:** Minimum 60,000 lbs., 3" ID Pintle Eye, adjustable 4 bolt, 5 position, mounted to a one-piece ½" steel, wrap around steel nose plate.

**4.29.18 JACK:** Unit must have dual 12,000 lbs. drop leg jacks. Handle for operating jack shall be installed on the passenger side of trailer. Pipe used to connect jacks to be below deck level and protected with angle iron front and bottom.

**4.29.19 LIGHTS:** All stop, turn, and clearance lights to be LED shall be recessed mounted at rear of trailer.

**4.29.20 ELECTRIC PLUG:** Trailer must be equipped with a 7-way RV plug

**4.29.21 SAFETY CHAINS:** ½" Grade 80 alloy chain with Safety latch hook (2 each minimum). Shall include a chain box to store safety chains with a lockable lid.

**4.29.22 SAFETY FEATURES:** Unit must have all required DOT lighting, DOT tape, and break-away switch

**4.29.23 UNDERCARRIAGE:** Trailer shall be treated with a water proof – rust resistant coating.

4.30	ITEM	QUANTITY	DESCRIPTION
	28	1	14,001-16,000 GVW Utility Bed 41' Working Height Aerial Truck

Changed to read:

**4.30.8 WHEELS & TIRES:** Unit to be equipped with dual rear tires and wheels. Tire pressure monitoring system required. Tires to meet or exceed minimum gross vehicle weight rating of vehicle, all season tread design.

Changed to read:

**4.30.9 FUEL SYSTEM:** Fuel tank shall hold a minimum 35 gallon capacity and be certified to run on 87 Octane Gasoline.

Changed to read:

**4.30.11 LIGHTING:** Four (4) flood type working lights to be wired to up-fitter switches located in cab- two (2) mounted in front facing forward and two (2) mounted at the rear of the stake bed.

Changed to read:

**4.30.12.2 CONTROL SYSTEM:** The upper control shall be a multi-jointed handle and shall include a safety trigger on the handle. An emergency stop control will be included. Upper controls must include electrical insulation for operator protection. All upper control handles and tool ports must be dielectrically isolated and fully tested The lower control station is equipped with a selector valve to override the upper controls. The hydraulic control valves are full pressure and full flow. The power switch must be activated and the truck ignition



must be in the "run" position in order for the lift to be operated. Start/stop controls must be located at the upper and lower control stations and integrated with the electric drive system controls. The system must be accessible from the upper or lower controls. The throttle control shall be multi-speed. The system must be accessible from the upper or lower controls and be integrated with the electric drive system. The electric drive system must operate at constant speed/flow and not require engine throttle.

Changed to read:

**4.30.12.3 OUTER/INNER BOOM ASSEMBLY:** Equipped with an outer boom, telescopic inner boom, the telescoping inner boom shall extend and retract over sliding bearings located in the end of the lower booms. Phenolic components only. Plastic adjustable slide pads are not permitted. The hoses must be non-conductive and fully contained within the boom assembly. The inner boom should not need to be removed to service the extension cylinder or sliding bearings. Minimum Inner Boom Extension of 103 inches and 42 to 46 in. insulation gap when fully extended.

Changed to read:

**4.30.12.7 HYDRAULIC SYSTEM & ELECTRIC DRIVE:** The open-center hydraulic system shall deliver a minimum 6 gpm at 3000 psi. Fluid level see thru gauge must be equipped on the tank. Hydraulic oil is to be included. The hydraulic power that produces the 6 gpm should be provided by the transmission mounted PTO and pump system.

Changed to read:

**4.30.16 TAIL SHELF:** Aluminum tread plate tail shelf 30" long x 94" wide x 6" high. Hinged lift-up lids with locking latches on tail. Shelf for Electric Drive enclosure access.

4.31	ITEM	QUANTITY	DESCRIPTION
	29	1	52K GVW 2,000 Gallon Fuel & Lube Truck

Changed to read:

**4.31.1 ENGINE:** Minimum 12 liter, diesel, minimum 365 HP. capable of a minimum 1,200 lbs. torque power @ 1,600 RPM. Engine will have automatic shutdown feature enabled after 5-minutes of idle time.

Changed to read:

**4.31.3 TRANSMISSION/DRIVE:** Electronic 5 speed (minimum) automatic.

Changed to read:

**4.31.14.1** Unit to be equipped with a secondary recovery cabinet at rear of unit; or a large drip pan that is easily removable.

Changed to read:

**4.31.19.1** Bid Award winner must coordinate with EJ Ward pumping system prior to delivery to ensure vehicle offered is compatible to receive fuel from City of San Antonio fuel dispensing system.

Changed to read:

**4.31.21.6** Hannay electric hose reel or equivalent.

Changed to read:

**4.31.23.1** Four (qty) 100 gallon oil product tanks and corresponding dispenser meters.

Changed to read:

**4.31.23.5** Reelcraft hose reels with swivel and nozzles, or equivalent.

<b>4.32</b>	<b>ITEM</b>	<b>QUANTITY</b>	<b>DESCRIPTION</b>
	<b>30</b>	<b>2</b>	<b>19,501- 26,000 Four Full Door GVW Flat/Stake Bed Truck w/ Lift Gate and Tow Package</b>

Changed to read:

**4.32.1 TRUCK:** Four full door cab with grab handles, tilt hood, and fenders. Truck is to be equipped with running boards at every door. Engine will have automatic shutdown feature enabled after 5-minutes of idle time. Cab to axle minimum 102".

Deleted:

**4.32.12 Deleted:**

Added:

**4.32.14.12 SAFTEY:** All vehicles will require an audible back up alarm and white color LED strobe lights model Grote 77931, or equal. Strobe lights are to be installed on the front grill of chassis and rear panel body. Strobes to be wired to a factory type or toggle switch inside of the cab.

<b>4.33</b>	<b>ITEM</b>	<b>QUANTITY</b>	<b>DESCRIPTION</b>
	<b>31</b>	<b>2</b>	<b>14,001-16,000 GVW Cabover 14' Box Truck with Lift Gate</b>

Changed to read:

**4.33.1 ENGINE:** Diesel. Minimum 4 cycle- 4 cylinder. Unit to have a minimum output of 210 HP at 2,500 RPM.

Changed to read:

**4.33.3 TRANSMISSION/ DRIVE:** Automatic with overdrive; 6 speed minimum; Power Steering. Unit to deliver minimum torque of 440 lbs. at 1,500 RPM.

Changed to read:

**4.33.6 FRAME:** Resisting bending moment to be a minimum 316,800 RBM.

**Changed to read:**

**4.33.7.1** Service: hydraulic system for front and rear with disc brakes.

**Changed to read:**

**4.33.7.3** Exhaust: Supply manufacturer design exhaust valve in exhaust pipe or an provide an exhaust cut-off switch in cab.

**Changed to read:**

**4.33.9 WHEELS & TIRES:** Tires to meet or exceed minimum gross vehicle weight rating of vehicle, all season design.

**Changed to read:**

**4.33.12.7 ROOF AND PANEL CORNER CAP RADIUS:** Shall be constructed of to be rounded aluminum.

**Added:**

**4.33.12.14 SAFTEY:** All vehicles will require an audible back up alarm and white color LED strobe lights model Grote 77931, or equal. Strobe lights are to be installed in all four corners (front grill and rear of box body) of truck. Strobes to be wired to a factory type or toggle switch inside of the cab.

**Added Item:**

<b>4.34</b>	<b>ITEM</b>	<b>QUANTITY</b>	<b>DESCRIPTION</b>
	<b>32</b>	<b>1</b>	<b>16,001 – 19,500 lb. GVW 60" Cab to Axle, DRW, 4x4 Flat Bed Body w/Lift Gate</b>

**4.34.1 ENGINE:** Minimum 6 cylinder, able to deliver a minimum 300 HP.

**4.34.2 GVWR:** Minimum 16,001 lbs.

**4.34.3 TRANSMISSION/ DRIVE:** Automatic transmission with overdrive; 5 speed minimum. 4X4 Drive train - Two speed transfer case with electronic shift control.

**4.34.4 SUSPENSION:** Heaviest Duty available to include heavy duty shock absorbers and independent struts with stabilization.

**4.34.5 BRAKES:** Equipped with 4-wheel braking system, and front vented discs minimum.

**4.34.6 DIMENSIONS:** Regular cab configuration. 60" Cab to Axle

**4.34.8 TIRE & WHEELS:** Dual rear wheel design. Tires to meet or exceed the minimum gross vehicle weight rating of the vehicle, all-terrain design.

**4.34.9 FUEL SYSTEM:** Minimum 30 gallon tank capacity and to be certified to run on Ultra Low Sulfur Diesel and be equipped with a Diesel Exhaust Fuel (DEF) tank. DEF tank gauge to be equipped inside of cab.

**4.34.10 MIRRORS:** OEM standard type inside. Power mirrors outside, left and right, collapsible, below eye level type. Recreational swing or telescoping type. Largest size available in model offered. Remote controlled from driver.

**4.34.11 FLAT BED BODY SPECIFICATIONS:**

**4.34.11.1 LENGTH:** Minimum 9 feet.

**4.34.11.2 WIDTH:** Approximately 7.5 feet.

**4.34.11.3 HEIGHT:** Approximately 13 inches high, both sides. (Non-removable)

**4.34.11.4 FLOOR:** One-piece, 3/16" steel. 2" formed in floor-to-side radius.

**4.34.11.5 HEADACHE RACK:** 12 gauge steel with integral mesh cab shield.

**4.34.11.6 CAPACITY:** Able to transport 3 cubic yards of various materials.

**4.34.11.7 STORAGE BOX:** A lockable storage box will be mounted under passenger side of bed behind cab. Box dimensions to be a minimum 30"wide x 16"high x 20"deep.

**4.34.12 LIGHT PACKAGE:** LED amber strobe kit (minimum of two lights) installed under lift gate facing rearward and shall be wired to up-fitter switches located in cab. Shall also be equipped with stop lights, turn signals, backup, marker, and clearance lights shall be LED-type. All lights and reflectors are required to meet State inspection requirements.

**4.34.13 ARROW BAR/STICK:** An LED directional arrow to be installed on top of cab. The arrow stick to be connected to factory installed switches. The switches are to be configured to direct the lighting in different directions.

**4.34.14 BODY PREPARATION:** Primed with high quality primer then painted black.

**4.34.15 MUD FLAPS:** Vehicle body must have black unmarked mud flaps with anti-sail device position in front and rear of axle.

**4.34.16 LIFT GATE:** Minimum 1,500 lb. lift capacity heavy duty hydraulic electric power lift gate (non-tuck-a-way) to be in place of tailgate. Material shall be tread plate steel with two piece platform, minimum 42"wide x 36" long loading deck. Lift gate to be painted Black.

**PRICE SCHEDULE CHANGES**

**Changed to read:**

ITEM	QUANTITY	DESCRIPTION
4	1	1 Ton Regular Cab 60" Cab to Axle DRW 4x2 9ft Flat Bed With Non-removable Sides- NO LIFT GATE

Changed to read:

ITEM	QUANTITY	DESCRIPTION
7	2	1 Ton Regular Cab 84" CA DRW 4x2 w/Stake Bed and Lift Gate

Changed to read:

ITEM	QUANTITY	DESCRIPTION
9	3	1 Ton Cab & Chassis 84" Cab to Axle DRW Pickup Truck with Traffic Utility Body

Changed to read:

ITEM	QUANTITY	DESCRIPTION
27	3	Flat Bed Pintle Hitch Dovetail Trailer Minimum 40,000 GVW

Item Added:

ITEM	QUANTITY	DESCRIPTION
32	1	16,001 - 19,500 lb. GVW 60" Cab to Axle, DRW, 4x4 Flat Bed Body w/Lift Gate

PRICE EACH: \$ \_\_\_\_\_

TOTAL: \$ \_\_\_\_\_

YEAR, MAKE & MODEL OF CAB & CHASSIS OFFERED:

\_\_\_\_\_

SPECIFIC MAKE & MODEL OF ENGINE OFFERED (INCLUDE SAE NET HP):

\_\_\_\_\_

CAB & CHASSIS WARRANTY:

\_\_\_\_\_

WARRANTY SERVICE PROVIDER FACILITY NAME:

\_\_\_\_\_

\_\_\_\_\_

WARRANTY SERVICE PROVIDER FACILITY ADDRESS:

\_\_\_\_\_  
\_\_\_\_\_

SPECIFIC MAKE & MODEL OF BOX & LIFT GATE OFFERED:

\_\_\_\_\_  
\_\_\_\_\_

BOX & LIFT GATE WARRANTY:

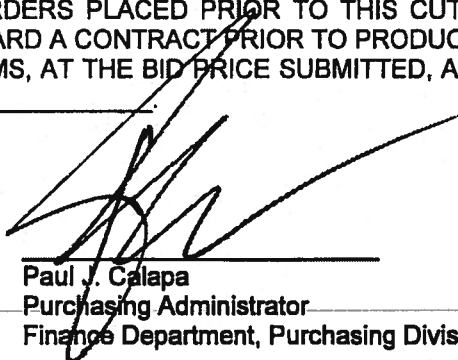
\_\_\_\_\_  
\_\_\_\_\_

DELIVERY WILL BE MADE WITHIN \_\_\_\_\_ CALENDER DAYS AFTER ISSUANCE OF PURCHASE ORDER.

PRODUCTION CUT-OFF DATE: \_\_\_\_\_

INDICATE THE LAST DAY THAT THE CITY CAN PLACE ORDERS UNDER THIS CONTRACT WITHOUT MISSING THE PRODUCTION CUT OFF DATE: \_\_\_\_\_

BID PRICES SHALL REMAIN FIRM FOR ALL ORDERS PLACED PRIOR TO THIS CUT OFF DATE. IN THE EVENT THAT CITY DOES NOT AWARD A CONTRACT PRIOR TO PRODUCTION CUT OFF DATE, CAN BIDDER PROVIDE BID ITEMS, AT THE BID PRICE SUBMITTED, AFTER THE PRODUCTION CUT OFF DATE? (YES/NO) \_\_\_\_\_

  
\_\_\_\_\_  
Paul J. Calapa  
Purchasing Administrator  
Finance Department, Purchasing Division

Date: 3/24/2017

Company Name: Grande Truck Center

Address: 4542 IH-10 East

City/State/Zip Code: San Antonio, TX 78219

Kent Shyld  
\_\_\_\_\_  
Signature



## City of San Antonio

### ADDENDUM IV

**SUBJECT:** Formal Invitation For Bid (IFB) 6100008495 PURCHASE OF MEDIUM AND HEAVY DUTY TRUCKS AND TRAILERS scheduled to open Wednesday, March 22, 2017 date of issue February 8, 2017.

**DATE:** March 20, 2017

**THE ABOVE MENTIONED INVITATION FOR BID (IFB) IS HEREBY AMENDED AS FOLLOWS:**

- 1. THE BID OPENING IS HEREBY EXTENDED TO MONDAY, MARCH 27, 2017 2:00 P.M. CENTRAL TIME.**
- 2. IFB Document Section 004 – Specifications / Scope of Services:**

**Changed to read:**

- 4.2.3 DELIVERY** - All deliveries are to be made inside the City limits of San Antonio. Vendor must deliver equipment to the following address:

City of San Antonio,  
Northeast Service Center,  
10303 Tool Yard, Bldg. #2,  
San Antonio, TX 78233  
Attn: Acquisitions

Delivery to a non-specified location will result in non-acceptance of the equipment by the City. All deliveries must be pre-arranged with a minimum 24-hour notification, NO EXCEPTIONS. Vehicles will be accepted 8:00 A.M. to 3:00 P.M. CST. Class 2 dual rear wheel trucks through class 8 may be allowed up to 2500 miles on the vehicle odometer. Class 1 and 2 single wheel rear wheel trucks shall have a maximum of 500 miles on the vehicle odometer or shall not be accepted. All vehicles are required to have a full tank(s) when delivered to City specified location.

<b>4.3</b>	<b>ITEM</b>	<b>QUANTITY</b>	<b>DESCRIPTION</b>
	<b>1</b>	<b>3</b>	<b>1 Ton Four Full Door Cab Long Bed 4x2 Pickup Truck</b>

**Changed to read:**

- 4.3.12 SAFTEY:** All vehicles will require an audible back up alarm and amber color LED strobe lights model Grote 77353, or equal. Strobe lights are to be installed on the front grill of chassis and rear panel body. Strobes to be wired to a factory type or toggle switch inside of the cab.

4.4.1	ITEM	QUANTITY	DESCRIPTION
	2	1	1 Ton Four Full Door Long Bed 4x2 Pickup Truck w/ Toolbox

Changed to read:

4.4.13 **SAFTEY:** All vehicles will require an audible back up alarm and amber color LED strobe lights model Grote 77353, or equal. Strobe lights are to be installed on the front grill of chassis and rear panel body. Strobes to be wired to a factory type or toggle switch inside of the cab.

4.5	ITEM	QUANTITY	DESCRIPTION
	3	1	1 Ton Four Full Door Long Bed 4x4 Pickup Truck With Toolbox

Changed to read:

4.5.13 **SAFTEY:** All vehicles will require an audible back up alarm and amber color LED strobe lights model Grote 77353, or equal. Strobe lights are to be installed on the front grill of chassis and rear panel body. Strobes to be wired to a factory type or toggle switch inside of the cab.

4.6	ITEM	QUANTITY	DESCRIPTION
	4	1	1 Ton Regular Cab 60" Cab to Axle DRW 4x2 9ft Flat Bed With Non-removable Sides- NO LIFT GATE

Changed to read:

4.6.10.10 **TOW BUMPER:** Unit shall have an ICC bumper that is flush mounted with the end of the platform bed. Unit shall have a combination ball hitch/pintle hook with a minimum capacity of 17,000 lbs. Hitch shall be bolted to ICC bumper. Hitch shall have a black powder coat finish. Hitch will have a 7 Way flat pin/blade vehicle connector. Receiver type hitch is acceptable. Equipped with an electric brake controller.

Changed to read:

4.6.11 **SAFTEY:** All vehicles will require an audible back up alarm and amber color LED strobe lights model Grote 77353, or equal. Strobe lights are to be installed on the front grill of chassis and rear panel body. Strobes to be wired to a factory type or toggle switch inside of the cab.

4.7	ITEM	QUANTITY	DESCRIPTION
	5	1	1 Ton 60" Cab to Axle, DRW 4x4 Flat Bed Body With Non-Removable Sides with Pipe Rack & Lift Gate Truck

Changed to read:

4.7.15 **SAFTEY:** All vehicles will require an audible back up alarm and amber color LED strobe lights model Grote 77353, or equal. Strobe lights are to be installed on the front grill of chassis and rear panel body. Strobes to be wired to a factory type or toggle switch inside of the cab.



4.8	ITEM	QUANTITY	DESCRIPTION
	6	1	1 Ton Regular Cab DRW Hi Side Body w/ Lift Gate

Changed to read:

4.8.11.11 SAFETY: Unit to be equipped with audible backup alarm and amber color LED strobe lights model Grote 77353, or equal installed on the front grill of chassis and rear panel body. Strobes to be wired to a factory type or toggle switch inside of the cab.

4.9	ITEM	QUANTITY	DESCRIPTION
	7	2	1 Ton Regular Cab 84" CA DRW 4x2 w/Stake Bed and Lift Gate

Changed to read:

4.9.12.7 TOW BUMPER: Unit shall have an ICC bumper that is flush mounted with the end of the platform bed. Unit shall have a combination ball hitch/pintle hook with a minimum capacity of 17,000 lbs. Hitch shall be bolted to ICC bumper. Hitch shall have a black powder coat finish. Hitch will have a 7 Way flat pin/blade vehicle connector. Equipped with electric brake controller. Receiver type hitch is not acceptable.

Changed to read:

4.9.12.10 SAFETY: Unit to be equipped with audible backup alarm and amber color LED strobe lights model Grote 77353, or equal, installed on the front grill of chassis and rear panel body. Strobes to be wired to a factory type or toggle switch inside of the cab.

Changed to read:

4.10	ITEM	QUANTITY	DESCRIPTION
	8	1	1 Ton Regular Cab 84" CA DRW with Stake Bed Body & Pintle Hitch- NO LIFT GATE

4.12	ITEM	QUANTITY	DESCRIPTION
	10	2	16,001-19,500 GVW Cab & Chassis Regular Cab 84" CA, 4x2 DRW Diesel Service Body with 4,000 lbs. Crane & Lift Gate

Changed to read:

4.12.13.15 SAFETY: All vehicles will require an audible back up alarm and amber color LED strobe lights model Grote 77353, or equal. Strobe lights are to be installed on the front grill of chassis and rear panel body. Strobes to be wired to a factory type or toggle switch inside of the cab.

4.13	ITEM	QUANTITY	DESCRIPTION
	11	1	16,001-19,500 GVW Cab & Chassis Regular Cab 84" CA, 4x2 DRW Diesel Service Body with 5,000 lbs. Crane & Lift Gate

Changed to read:

4.13.13.15 SAFETY: All vehicles will require an audible back up alarm and amber color LED strobe lights model Grote 77353, or equal. Strobe lights are to be installed on the front grill of chassis and rear panel body. Strobes to be wired to a factory type or toggle switch inside of the cab.

4.14	ITEM	QUANTITY	DESCRIPTION
	12	1	19,501-26,000 GVW Chipper Truck

Changed to read:

4.14.4 TRANSMISSION/ DRIVE: Electronic 5 speed (minimum) automatic transmission capable of a minimum 660 lbs. torque power output

Changed to read:

4.14.16 SAFETY: All vehicles will require an audible back up alarm and amber color LED strobe lights model Grote 77353, or equal. Strobe lights are to be installed on the front grill of chassis and rear panel body. Strobes to be wired to a factory type or toggle switch inside of the cab.

4.15	ITEM	QUANTITY	DESCRIPTION
	13	1	35K GVW 7 Cubic Yard Dump Truck – No Pintle Hitch

Changed to read:

4.15.3 TRANSMISSION/ DRIVE: Electronic 5 speed (minimum) automatic transmission capable of a minimum 660 lbs. torque power output.

4.16	ITEM	QUANTITY	DESCRIPTION
	14	1	35K GVW 7 Cubic Yard Dump Truck – With Pintle Hitch

Changed to read:

4.16.1 ENGINE: Diesel, minimum 330 H.P., engine will have automatic shutdown feature enabled after 5-minutes of idle time.

Changed to read:

4.16.3 TRANSMISSION/ DRIVE: Electronic 5 speed (minimum) automatic transmission capable of a minimum 660 lbs. torque power output.

Changed to read:

4.16.13.11 All vehicles will require an audible back up alarm and amber color LED strobe lights model Grote 77353, or equal. Strobe lights are to be installed

in all four corners (front grill and rear of dump body) of truck front grill of chassis and rear panel body. Strobes to be wired to a factory type or toggle switch inside of the cab.

4.17	ITEM	QUNATITY	DESCRIPTION
	15	13	52K GVW 12 Cubic Yard Dump Truck

Changed to read:

**4.17.3 TRANSMISSION/ DRIVE:** Eaton Fuller Manual; or proven equal. Minimum 10 speed. Transmission must be capable of 1,350 ft. lb. of gross torque output at/ between 1,100 and 1,300 RPM.

Changed to read:

**4.17.13.12** All vehicles will require an audible back up alarm and amber color LED strobe lights model Grote 77353, or equal. Strobe lights are to be installed in all four corners (front grill and rear of dump body) of truck front grill of chassis and rear panel body. Strobes to be wired to a factory type or toggle switch inside of the cab.

4.18	ITEM	QUANTITY	DESCRIPTION
	16	1	1 Ton Regular Cab DRW 4x4 Welder & Compressor Truck

Changed to read:

**4.18.12 TOW PACKAGE:** Unit shall have an ICC bumper that is flush mounted with the end of the platform bed. Unit shall have a combination ball hitch/pintle hook with a minimum capacity of 17,000 lbs. Hitch shall have a black powder coat finish. Hitch will have a 7 Way flat pin/blade vehicle connector. Equipped with electric brake controller. Receiver type hitch is acceptable.

Changed to read:

**4.18.13.20 SAFETY:** All vehicles will require an audible back up alarm and amber color LED strobe lights model Grote 77353, or equal. Strobe lights are to be installed on the front grill of chassis and rear panel body. Strobes to be wired to a factory type or toggle switch inside of the cab.

4.19	ITEM	QUANTITY	DESCRIPTION
	17	6	52K GVW Conventional Tractor Truck

Changed to read:

**4.19.3 TRANSMISSION/ DRIVE:** Manual transmission; Eaton Fuller or proven equal. 10 Speed Transmission must be capable of minimum 1,000 ft. lb. of gross torque output at/ between 1100 and 1300 RPM.

**Changed to read:**

**4.19.19 SAFTEY:** All vehicles will require an audible back up alarm and amber color LED strobe lights model Grote 77353, or equal. Two strobe lights are to be installed in the front grill. Strobes to be wired to a factory type or toggle switch inside of the cab.

4.20	ITEM	QUANTITY	DESCRIPTION
	18	1	60K GVWR 5th Wheel Tractor Truck

**Changed to read:**

**4.20.17 FIFTH WHEEL:** Holland FW-8-7401G4L06 "32" air slide (or proven equal). Fifth wheel to extend above rear fenders as to not cause trailer contacting fender under operations in uneven terrain.

**Changed to read:**

**4.20.22.9** All vehicles will require an audible back up alarm and amber color LED strobe lights model Grote 77353, or equal. Two strobe lights are to be installed on the front grill of chassis and rear panel body. Strobes to be wired to a factory type or toggle switch inside of the cab.

4.21	ITEM	QUANTITY	DESCRIPTION
	19	13	35K GVW Brush Truck w/ Grappler

**Changed to read:**

**4.21.3 TRANSMISSION/ DRIVE:** Electronic 5 speed (minimum) automatic transmission capable of a minimum 1,000 lbs. torque power output at 1,400 RPM.

**Changed to read:**

**4.21.5 FRONT AXLE:** Set back, minimum 14,000-lbs. capacity with minimum 14,000-lbs. springs, hub piloted steel hubs, ends equipped for disc brakes, with Stemco or equal front wheel visible cap bearing oiler. Front shock absorbers to be heaviest duty available for specified axle.

**Changed to read:**

**4.21.16.8** All vehicles will require an audible back up alarm and amber color LED strobe lights model Grote 77353, or equal. Strobe lights are to be installed on the front grill of chassis and rear panel body. Strobes to be wired to a factory type or toggle switch inside of the cab.

4.22	ITEM	QUANTITY	DESCRIPTION
	20	2	40K GVWR Brush Tractor Truck

**Changed to read:**

**4.22.3 TRANSMISSION/ DRIVE:** Automatic transmission capable of producing a minimum 1,000 lbs./ft. of gross torque output rated at not more than 1,600 RPM.

**Changed to read:**

**4.22.5 FRONT AXLE:** Minimum 20,000-lbs. capacity with 12,000-lbs. spring suspension capacity springs, hub piloted steel hubs, ends equipped for out-board mount type disc brakes, and Stemco or equal front wheel visible cap bearing oiler. Front shock absorbers to be heaviest duty available for specified axle

**Changed to read:**

**4.22.17 SAFETY:** All vehicles will require an audible back up alarm and amber color LED strobe lights model Grote 77353, or equal. Strobe lights are to be installed in the front grill and rear top corners of cab. Strobes to be wired to a factory type or toggle switch inside of the cab.

**Changed to read:**

**4.22.18 WET KIT:** A truck mounted wet kit will be provided and installed and must include an inline relief valve to prevent damage to the hydraulic system and trailer cylinder(s) if pump is engaged and trailer lines are not connected or not connected properly. The live tractor power wet kit will have a pump rated at the trailer manufactures recommended pressure and GPM requirements. A transmission mounted PTO and direct mount pump will be installed on the truck transmission. The pump shall be controlled through a speed device that will automatically engage the pump at the proper engine RPM and will not allow engagement unless the engine is under 1,000 RPM and the truck transmission is in the neutral position. Pump/PTO shall automatically disengage when RPM exceeds manufacturer's recommended RPM. Metal hydraulic reservoir to be mounted behind cab and be a minimum of 100 gallon capacity with spin-on hydraulic oil filter(s). Minimum, 100-mesh strainer must be installed in the suction outlet and a minimum 10-micron filter to be used for the return line. A magnet to be installed in tank, accessible for cleaning. Hydraulic controls shall be mounted on a panel on front left side of trailer. All valves and fittings required to make wet kit and trailer completely operational to include one female quick coupler (Aeroquip 6-5100-2516 or equal) attached to the hose ends, and one male quick coupler (Aeroquip 6-5100-52-16B or equal) attached to the trailer, will be included. Wet kit to be filled to capacity with SAE 10 hydraulic oil meeting MIL-L-46152 specifications. Hoses will remain with truck when disconnected from trailer and will be long enough to allow maximum articulation of truck and trailer. A spring assisted cab slide bar will be used to prevent hoses and all wires going to trailer from tangling, stretching when making turns, contacting drive line or other moving parts, or catching on hydraulic tank or other fixed items and support rod/pogo with spring mounted to support hoses and all wires going to trailer to prevent damage. One-quarter (1/4) turn ball valves will be installed to isolate the reservoir (suction and return lines) for service and maintenance. All hoses shall be wrapped with protective cover.

4.24	ITEM	QUANTITY	DESCRIPTION
	22	4	35 GVW Tanker Truck

**Changed to read:**

**4.24.4 TRANSMISSION:** Automatic, minimum 5 speed transmission capable of a minimum 660 lbs. of torque output.

**Changed to read:**

**4.24.5 FUEL SYSTEM:** Single 65 gallon tank and a minimum 4.7 gallon DEF tank

4.25	ITEM	QUANTITY	DESCRIPTION
	23	1	35K GVWR Turntable Winch Auger Truck, Auger Sheave Min 42.5 ft.

Changed to read:

**4.25.3 TRANSMISSION/DRIVE:** Electronic 5 speed (minimum) automatic transmission capable of a minimum 950 lbs. torque power output @ 1400 RPM.

Changed to read:

**4.25.13 AUGER BODY PLATFORM:** Platform to accommodate an auger sheave that extends at minimum up to 42.5 feet. Auger to be mounted on a heavy duty platform body of metal construction with an electrically insulated liner, truck to be in use near electrical hazards. Equipped with 2 steps from lower curb side. 2 vertical storage compartments with one shelf per compartment are to be mounted on each side of the bed behind the cab. The rear of the unit is to also have a step up ladder with rails for employees to safely climb up/down. Equipped with a safety cone holder at truck rear.

4.29	ITEM	QUANTITY	DESCRIPTION
	27	3	Flat Bed Pintle Hitch Dovetail Trailer Minimum 40,000 GVWR

Changed to read:

**4.29.6 BRAKES SYSTEM:** Full air brakes, minimum 12-1/4" x 7-1/2".

Changed to read:

**4.29.12 FLOORING:** 2" Nominal oak, or equivalent, firmly secured to frame members with recessed bolts or screws. Platform shall be approximate platform length is 24' x 8' with dove tail is approximately 30' Unit shall be equipped with a headboard the full width of the trailer.

4.30	ITEM	QUANTITY	DESCRIPTION
	28	1	14,001-16,000 GVW Utility Bed 41' Working Height Aerial Truck

Changed to read:

**4.30.12.7 HYDRAULIC SYSTEM:** The open-center hydraulic system shall deliver approximately 3 GPM at 2000 psi. Fluid level see thru gauge must be equipped on the tank. Hydraulic oil is to be included. The hydraulic power that produces the 3 GPM should be provided by the transmission mounted PTO and pump system.

4.31	ITEM	QUANTITY	DESCRIPTION
	29	1	52K GVW 2,000 Gallon Fuel & Lube Truck

Changed to read:

**4.31.5 FRONT AXLE:** Front Axle minimum 18,000 lbs.

**Changed to read:**

**4.31.15 COMPARTMENTS:** Truck to consist of 2 tanks. One (1) 700 gallon tank to will be used to hold Highway Diesel. One (1) 1300 gallon tank will be used to hold Off Road/Construction Diesel. A compartment equipped with a 50 gallon DEF tank to be included. DEF tank to be stainless steel.

**Changed to read:**

**4.31.17 HOSES/MEASUREMENT STICK:** Two (2) each – 7 "inch x 15' foot hoses tubes one each on each side and one (1) gauge stick , tube mounted, on curb side. Measuring stick to be a Bagby Gage 12 1/2' Folding Tank Gauge Stick, or equivalent.

**Changed to read:**

**4.31.18 VALVES/VENTS:** This truck will not be equipped for under truck discharge or refuel. EJ Ward has a vapor recovery fueling system that should be incorporated to the truck design function. Truck shall be DOT compliant for fuel trucks. This shall include two (2) 4" inch x 3" inch open able adaptor valve unloading spouts with 2" OPW dry breaks and any other ventilation features required by federal mandate, which may include but not be limited to:

**Changed to read:**

**4.31.18.1** Three (3) inch cable operated emergency valves with fusible links or equivalent function per manufacturer design.

**Changed to read:**

**4.31.18.2** Air operated 3" vents or equivalent function per DOT regulations.

**Changed to read:**

**4.31.18.3** Full length vapor proof flashing with in/out breathing vents as required per manufacturer design and DOT compliance.

**Changed to read:**

**4.31.21.1** 2"inch jumper/flexible hose with 2" inch dry break coupler

**Changed to read:**

**4.31.21.3** 2" inch LC meter with air eliminator, BPV and ticket printer that is to be stored in the middle curbside cabinet.

**Changed to read:**

**4.31.21.10** Deleted

**Changed to read:**

**4.31.22.3** ½" inch TXD Blackner pump with tee strainer or equal.

**Added:**

**4.31.22.5** Reelcraft hose reels with swivel and nozzles, or equivalent.

**Added:**

**4.31.22.6** Pumps are to be accessible in the rear compartment (curbside) below the hose reel storage.

<b>4.32</b>	<b>ITEM</b>	<b>QUANTITY</b>	<b>DESCRIPTION</b>
	<b>30</b>	<b>2</b>	<b>19,501- 26,000 Four Full Door GVW Flat/Stake Bed Truck w/ Lift Gate and Tow Package</b>

**Changed to read:**

**4.32.4 TRANSMISSION/DRIVE:** Electronic 5 speed (minimum) automatic transmission capable of a minimum 660 lbs. torque power output at 1,300 RPM.

**Changed to read:**

**4.32.14.12** **SAFTEY:** All vehicles will require an audible back up alarm and amber color LED strobe lights model Grote 77353, or equal. Strobe lights are to be installed on the front grill of chassis and rear panel body. Strobes to be wired to a factory type or toggle switch inside of the cab.

**Changed to read:**

**4.32.16 SPECIFICATIONS FLATBED BODY:**

**Changed to read:**

**4.32.16.5** **SIDE AND END RAILS:** Unit to be equipped with 3 individual toolboxes equal the length of the flatbed from cab to end on both sides. Toolboxes are to be lockable. Each toolbox is to be 12" H x 12" D x 5' L and OEM Black. A lockable bar the length of the 3 tool boxes on both sides of the bed to be equipped to secure contents in storage boxes.

**Added:**

**4.32.16.8** **TAILGATE:** Unit will have a hinged double swing type door as tailgate. Hinges will be welded to rear of toolboxes on both sides and a latch lock will be equipped in the middle. Double swing door tailgate will be 12"H (same as toolboxes) and be 3/8" inch steel. Tailgate will be OEM Black

**Added:**

**4.32.16.9** **HEADACHE RACK:** Unit will come equipped with a headache rack at front of cab. Rack will have a mesh "see thru" type material for safety. Rack will be equipped with two (2) amber beacon lights on both sides at front of cab. Rack will be OEM Black.

<b>4.33</b>	<b>ITEM</b>	<b>QUANTITY</b>	<b>DESCRIPTION</b>
	<b>31</b>	<b>2</b>	<b>14,001-16,000 GVW Cabover 14' Box Truck with Lift Gate</b>

**Changed to read:**

**4.33.3 TRANSMISSION/ DRIVE:** Automatic with overdrive; 6 speed minimum; Power Steering. Unit to deliver minimum torque output of 440 lbs. at 1,500 RPM.



**Changed to read:**

**4.33.12.14**      **SAFTEY:** All vehicles will require an audible back up alarm and amber color LED strobe lights model Grote 77353, or equal. Strobe lights are to be installed in all four corners (front grill and rear of box body) of truck. Strobes to be wired to a factory type or toggle switch inside of the cab.

4.34	ITEM	QUANTITY	DESCRIPTION
	32	1	16,001 – 19,500 lb. GVW 60" Cab to Axle, DRW, 4x4 Flat Bed Body w/Lift Gate

**Changed to read:**

**4.34.13 ARROW BAR/STICK:** An LED directional arrow to be installed on top of cab or high point on headache rack. The arrow stick to be connected to factory installed switches. The switches are to be configured to direct the lighting in different directions.

**PRICE SCHEDULE CHANGE**

**Description changed to read:**

ITEM	QUANTITY	DESCRIPTION
8	1	1 Ton Regular Cab 84" CA DRW with Stake Bed Body & Pintle Hitch- NO LIFT GATE


  
Paul J. Calapa  
Purchasing Administrator  
Finance Department, Purchasing Division

Date: 3/24/2017

Company Name: Grande Truck Center

Address: 4562 IH-10 East

City/State/Zip Code: SAN Antonio, TX 78219

  
Signature



## City of San Antonio

### ADDENDUM V

**SUBJECT:** Formal Invitation For Bid (IFB) 6100008495 PURCHASE OF MEDIUM AND HEAVY DUTY TRUCKS AND TRAILERS scheduled to open Monday, March 27, 2017 date of issue February 8, 2017.

**DATE:** March 22, 2017

THE ABOVE MENTIONED INVITATION FOR BID (IFB) IS HEREBY AMENDED AS FOLLOWS:

1. THE BID OPENING REMAINS MONDAY, MARCH 27, 2017 2:00 P.M. CENTRAL TIME.
2. IFB Document Section 004 – Specifications / Scope of Services:

4.16	ITEM	QUANTITY	DESCRIPTION
	14	1	35K GVW 7 Cubic Yard Dump Truck – With Pintle Hitch


Changed to read:

**4.16.1 ENGINE:** Diesel, minimum 250 H.P., 660 ft. lb. of torque at manufacturers recommended RPM, engine will have automatic shutdown feature enabled after 5-minutes of idle time.

4.24	ITEM	QUANTITY	DESCRIPTION
	22	4	35 GVW Tanker Truck

Changed to read:

**4.24.16.1 CAPACITY:** Minimum 1,900 gallons.

  
\_\_\_\_\_  
Paul J. Calapa  
Purchasing Administrator  
Finance Department, Purchasing Division

*Man*



**CITY OF SAN ANTONIO**  
**PURCHASING AND GENERAL SERVICES DEPARTMENT**

FORMAL INVITATION FOR BID ("IFB") NO.: 6100008495

PURCHASE OF MEDIUM AND HEAVY DUTY TRUCKS AND TRAILERS

Date Issued: FEBRUARY 8, 2017

**BIDS MUST BE RECEIVED NO LATER THAN:**  
**2:00 PM CENTRAL TIME, MARCH 27, 2017**

Bids may be submitted by any of the following means:  
Electronic submission through the Portal  
Hard copy in person or by mail

Address for hard copy responses:

Physical Address:

City Hall  
100 Military Plaza  
San Antonio, Texas 78205

Mailing Address:

City Clerk's Office  
P.O. Box 839966  
San Antonio, Texas 78283-3966

For Hard Copy Submissions, Mark Envelope

"PURCHASE OF MEDIUM AND DUTY TRUCKS AND TRAILER"

Bid Due Date: 2:00 p.m. CENTRAL TIME, MARCH 27, 2017

Bid No.: 6100008495

Bidder's Name and Address

Bid Bond: None      Performance Bond: None      Payment Bond: None      Other: None

See Supplemental Terms & Conditions for information on these requirements.

Affirmative Procurement Initiative:

DBE / ACDBE Requirements:

See Instructions for Bidders and Attachments sections for more information on these requirements.

Pre-Submittal Conference \* YES

\* If YES, the Pre-Submittal conference will be held on FEBRUARY 15, 2017 at 10:00 A.M. at FLEET TRAINING ROOM,  
329 S. FRIO ST., SAN ANTONIO, TX 78207

Staff Contact Person: LD MCGARITY, PROCUREMENT SPECIALIST II, P.O. Box 839966, San Antonio, TX 78283-3966.

Email: [ld.mcgarity@sanantonio.gov](mailto:ld.mcgarity@sanantonio.gov)

Phone: 210-207-2078  
Fax: 210-207-4360

## 002 - TABLE OF CONTENTS

002 - TABLE OF CONTENTS.....	2
003 - INSTRUCTIONS FOR BIDDERS .....	3
004 - SPECIFICATIONS / SCOPE OF SERVICES .....	10
005 - SUPPLEMENTAL TERMS & CONDITIONS .....	65
006 - GENERAL TERMS & CONDITIONS .....	68
007 - SIGNATURE PAGE .....	73
008 - STANDARD DEFINITIONS .....	74
009 - ATTACHMENTS .....	76

### 003 - INSTRUCTIONS FOR BIDDERS

#### Submission of Bids.

Submission of Hard Copy Bids. Submit one original bid, signed in ink, and two copies of the bid enclosed in a sealed envelope addressed to the City Clerk at the address and by the due date provided on the Cover Page. The name and address of Bidder, the date and hour of the bid opening, bid number and title of the bid solicitation shall be marked on the outside of the envelope(s). All times stated herein are Central Time. Any bid or modification received after the time and date stated on the Cover Page shall be rejected.

Submission of Electronic Bids. Submit one bid electronically by the due date provided on the Cover Page. All times stated herein are Central Time. Any bid or modification received after the time and date stated on the Cover Page shall be rejected. All forms in this solicitation which require a signature must have a signature affixed thereto, either by manually signing the document, prior to scanning it and uploading it with your submission, or affixing it electronically.

Bids sent to City by facsimile or email shall be rejected.

Modified Bids. Bids may be modified provided such modifications are received prior to the time and date set for submission of bids, and submitted in the same manner as original bids. For hard copy bids, provide a cover letter with the bid, indicating it is a modified bid and that the Original bid is being withdrawn. For electronic bids, a modified bid will automatically replace a prior bid submission. See below for information on submitting Alternate Bids.

City shall not be responsible for lost or misdirected bids or modifications.

Bidders must sign the Signature Page on hard copy bids and return the IFB document to City. For electronic bids, Bidder's electronic submission, with accompanying affirmations, constitutes a binding signature for all purposes.

Bidders are cautioned that they are responsible for the security of their log on ID and password, since unauthorized use could result in Bidder's being held liable for the submission.

Certified Vendor Registration Form. If Bidder has not completed City's Certified Vendor Registration (CVR) Form, Bidder is required to do so prior to the due date for submission of bids. The CVR form may be accessed at: <http://www.sanantonio.gov/purchasing/>. Bidders must identify the correct name of the entity that will be providing the goods and/or services under the contract. No nicknames, abbreviations (unless part of the legal title), shortened or short-hand names will be accepted in place of the full, true and correct legal name of the entity.

Alternate Bids. Alternate bids may be allowed at the sole discretion of City.

Hard Copy Alternate Bids. Alternate bids must be submitted in separate sealed envelopes in the same manner as submission of other bids. Alternate bids must be marked consecutively on the envelope as Alternate Bid No. 1, 2, etc. Failure to submit alternate bids in separate envelopes may result in rejection of a bid.

Electronic Alternate Bids Submitted Through the Portal. All alternate bids are recorded with original bids when submitted electronically.

#### Catalog Pricing. (This section applies to bids using catalog pricing.)

The bid will be based on manufacturer's latest dated price list(s). Said price list(s) must denote the manufacturer, latest effective date and price schedule.

Bidders shall be responsible for providing one copy of the manufacturer's catalog for each manufacturer for which a bid is submitted. Bidder shall provide said catalog at the time of submission of its bid. Manufacturers' catalogs may be submitted in any of the following formats: paper copy or CD ROM for bids submitted on paper, or PDF file for bids submitted electronically.

Bidders may submit price lists other than the manufacturer's price list. Said price list(s) must denote the company name, effective date and price schedule. These price lists are subject to approval of City Purchasing & General Services Department.

Specified items identified herein, if any, are for overall bid evaluation and represent the commonly and most used items. Net prices entered for those specified items must reflect the actual price derived from quoted price list less all discounts offered.

#### Restrictions on Communication.

Bidders are prohibited from communicating with: 1) elected City officials and their staff regarding the IFB or bids from the time the IFB has been released until the contract is posted as a City Council agenda item; and 2) City employees from the time the IFB has been released until the contract is awarded. These restrictions extend to "thank you" letters, phone calls, emails and any contact that results in the direct or indirect discussion of the IFB and/or bid submitted by Bidder. Violation of this provision by Bidder and/or its agent may lead to disqualification of Bidder's bid from consideration.

Exceptions to the restrictions on communication with City employees include:

Bidders may ask verbal questions concerning this IFB at the Pre-Submittal Conference.

Bidders may submit written questions, or objections to specifications, concerning this IFB to the Staff Contact Person listed on the Cover Page on or before 7 calendar days prior to the date bids are due. Questions received after the stated deadline will not be answered. Questions submitted and City's responses will be posted with this solicitation. All questions shall be sent by e-mail or through the portal.

Bidders may provide responses to questions asked of them by the Staff Contact Person after bids are received and opened. The Staff Contact Person may request clarification to assist in evaluating Bidder's response. The information provided is not intended to change the bid response in any fashion. Such additional information must be provided within two business days from City's request.

Bidders and/or their agents are encouraged to contact the Small Business Office of the International and Economic Development Department for assistance or clarification with issues specifically related to the City's Small Business Economic Development Advocacy (SBEDA) Program policy and/or completion of the SBEDA form(s), if any. The point of contact is identified on the Cover Page. Contacting the Small Business Office regarding this IFB after the bid due date is not permitted. If this solicitation contains Affirmative Procurement Initiatives, it will be noted on the Cover Page.

If this solicitation contains DBE/ACDBE requirements, bidders and/or their agents may contact the Aviation Department's DBE/ACDBE Liaison Officer for assistance or clarification with issues specifically related to the DBE/ACDBE policy and/or completion of the required form(s). Point of contact is Ms. Lisa Brice, who may be reached via telephone at (210) 207-3505 or through e-mail at [lisa.brice@sanantonio.gov](mailto:lisa.brice@sanantonio.gov). Bidders and/or their agents may contact Ms. Brice at any time prior to the due date for submission of bids. Contacting her or her office regarding this IFB after the bid due date is not permitted. If this solicitation contains DBE/ACDBE requirements, it will be noted on the Cover Page.

---

#### Pre-Submittal Conference.

If a Pre-Submittal Conference is scheduled, it will be held at the time and place noted on the Cover Page. Bidders are encouraged to prepare and submit their questions in writing in advance of the Pre-Submittal Conference in order to expedite the proceedings. City's responses to questions received prior to the conference may be distributed at the Pre-Submittal Conference and posted with this solicitation. Attendance at the Pre-Submittal Conference is optional, but highly encouraged.

This meeting place is accessible to disabled persons. Call the Staff Contact Person for information on the location of the wheelchair accessible entrance, or to request an interpreter for the deaf. Interpreters for the deaf must be requested at least 48 hours prior to the meeting. For other assistance, call (210) 207-7245 Voice/TTY.

Any oral response given at the Pre-Submittal Conference that is not confirmed in writing and posted with this solicitation shall not be official or binding on the City.

#### Changes to IFB.

Changes to this IFB made prior to bid opening shall be made directly to the original IFB. Changes are captured by creating a replacement version each time the IFB is changed. It is Bidder's responsibility to check for new versions

until the bid due date. City will assume that all bids received are based on the final version of the IFB as it exists on the day bids are due.

No oral statement of any person shall modify or otherwise change or affect the terms, conditions or specifications stated in the IFB.

#### Preparation of Bids.

All information required by the IFB must be furnished or the bid may be deemed non-responsive and rejected. Any ambiguity in the bid as a result of omission, error, unintelligible or illegible wording shall be construed in the favor of City.

Correct Legal Name. If Bidder is found to have incorrectly or incompletely stated the name of the entity that will provide goods and/or services, the bid may be rejected.

Line Item Bids. Any bid that is considered for award by each unit or line item, must include a price for each unit or line item for which Bidder wishes to be considered. All bids are awarded on the basis of low line item, low total line items, or in any other combination that serves the best interest of City, unless City designates this solicitation as an "all or none" bid in the Supplemental Terms & Conditions.

All or None Bids. Any bid that is considered for award on an "all or none" basis must include a price for all units or line items. In an "All or None" bid, a unit price left blank shall result in the bid being deemed nonresponsive and disqualified from consideration. An "All or None" bid is one in which City will award the entire contract to one bidder only.

Delivery Dates. Proposed delivery dates must be shown in the bid form where required and shall include weekends and holidays, unless specified otherwise in this IFB. Proposed delivery times must be specific. Phrases such as "as required", "as soon as possible" or "prompt" may result in disqualification of the bid. Special delivery instructions, if any, may be found in the Specifications / Scope of Services section of this document, or in the Purchase Order.

Tax Exemption. The City of San Antonio is exempt from payment of federal taxes, and State of Texas limited sales excise and use taxes. Bidders must not include such taxes in bid prices. An exemption certificate will be signed by City where applicable upon request by Bidder after contract award.

#### Description of Supplies.

Any brand names, catalog or manufacturer's reference used in describing an item is merely descriptive, and not restrictive, unless otherwise noted, and is used only to indicate quality and capability desired.

Bids submitted for comparable items must clearly identify the proposed product, model, and type, as applicable, and shall include manufacturer specification sheet(s) for each proposed item with bid response. Product specifications shall be the most current available and be sufficiently detailed and descriptive so as to permit City to determine the item's suitability and compliance with bid specifications. City shall be the sole judge of equality and suitability of comparable items.

Pro-rata adjustments to packaging and pricing may be allowed at the sole discretion of City.

Samples, Demonstrations and Pre-award Testing. If requested by City, Bidder shall provide product samples, demonstrations, and/or testing of items bid to ensure compliance with specifications prior to award of the contract. Samples, demonstrations and/or testing must be provided within 7 calendar days of City's request. Failure to comply with City's request may result in rejection of a bid. All samples (including return thereof), demonstrations, and/or testing shall be at Bidder's expense. Samples will be returned upon written request. Requests for return of samples must be made in writing at the time the samples are provided. Otherwise, samples will become property of City at no cost to City. Samples that are consumed or destroyed during demonstrations or testing will not be returned.

#### Estimated Quantities for Annual Contracts.

Designation as an "annual" contract is found in the contract's title on the Cover Page of this document. The quantities stated are estimates only and are in no way binding upon City. Estimated quantities are used for the purpose of evaluation. City may increase or decrease quantities as needed. Where a contract is awarded on a unit price basis, payment shall be based on the actual quantities supplied.

Bidders shall thoroughly examine the drawings, specifications, schedule(s), instructions and all other contract documents.

Bidders shall make all investigations necessary to thoroughly inform themselves regarding plant and facilities for delivery of material and equipment, or conditions and sites/locations for providing goods and services as required by this IFB. No plea of ignorance by Bidder will be accepted as a basis for varying the requirements of City or the compensation to Bidder.

Confidential or Proprietary Information. All bids become the property of the City upon receipt and will not be returned. Any information deemed to be confidential by Bidder should be clearly noted; however, City cannot guarantee that it will not be compelled to disclose all or part of any public record under the Texas Public Information Act, since information deemed to be confidential by Bidder may not be considered confidential under Texas law, or pursuant to a Court order. Note that pursuant to state law, bids are opened publicly and read aloud. In addition, bids are tabulated and posted to the City's website, so shall not be considered proprietary or confidential.

Interlocal Participation.

City may engage in cooperative purchasing with other governmental entities or governmental cooperatives ("Entity" or "Entities") to enhance City's purchasing power. At City's sole discretion and option, City may inform other Entities that they may acquire items listed in this IFB. If this contract will be subject to cooperative purchasing, such fact will be indicated in the Supplemental Terms and Conditions portion of this IFB. Such acquisition(s) shall be at the prices stated in the bid, and shall be subject to Bidder's acceptance. Entities desiring to acquire items listed in this IFB shall be listed on a rider attached hereto, if known at the time of issuance of the IFB. City may issue subsequent riders after contract award setting forth additional Entities desiring to utilize this bid.

Bidder must sign and submit the rider, if attached to this IFB, with its bid, indicating whether Bidder wishes to allow other Entities to use its bid. Bidder shall sign and return any subsequently issued riders within ten calendar days of receipt. Bidder's decision on whether to allow other Entities to use the bid shall not be a factor in awarding this IFB.

Costs of Bidding. Bidder shall bear any and all costs that are associated with the preparation of the Bid, attendance at the Pre-Submittal Conference, if any, or during any phase of the selection process.

Rejection of Bids.

City may reject any and all bids, in whole or in part, cancel the IFB and reissue the solicitation. City may reject a bid if:

Bidder misstates or conceals any material fact in the bid; or

The bid does not strictly conform to law or the requirements of the solicitation;

The bid is conditional; or

---

Any other reason that would lead City to believe that the bid is non-responsive or Bidder is not responsible.

City, in its sole discretion, may also waive any minor informalities or irregularities in any bid, such as failure to submit sufficient bid copies, failure to submit literature or similar attachments, or business affiliation information.

Variances and Exceptions to Bid Terms. In order to comply with State law, bidders must submit bids on the same material terms and conditions. Bids that contain material variances or exceptions to the terms and conditions, including additional terms and conditions, will be rejected.

Changes to Bid Form. Bids must be submitted on the forms furnished. Bids that change the format or content of City's IFB will be rejected.

Withdrawal of Bids. Bids may be withdrawn prior to the time set for the bid opening. Written notice of withdrawal shall be provided to the City Clerk for bids submitted in hard copy. Bids submitted electronically may be withdrawn electronically.

Bid Opening. Bids will be opened publicly and read aloud at 2:30 on the day the bids are due. Bid openings are held at Purchasing & General Services, Riverview Tower, 11<sup>th</sup> Floor, 111 Soledad, Suite 1100, San Antonio, Texas 78205.

Evaluation and Award of Contract.



Per Section §252.043 of the Texas Local Government Code, the contract will be awarded to the lowest responsible bidder. The Purchasing Division evaluates bids for responsiveness and the responsibility of the bidder, and makes a recommendation to the City Council. The City Council makes the final determination regarding award.

City reserves the right to make an award on the basis of low line item, low total line items, or in any other combination that serves the best interest of City, unless City designates this solicitation as an "all or none" bid in the Supplemental Terms & Conditions.

A written award of acceptance (manifested by a City Ordinance) and Purchase Order furnished to Bidder results in a binding contract without further action by either party. Vendor must have the Purchase Order before making any delivery.

City reserves the right to utilize historical usage data as a basis for evaluation of bids when future usages are unable to be determined.

Breaking of tie bids shall be in accordance with the Texas Local Government Code §271.901.

City reserves the right to delete items prior to the awarding of the contract, and purchase said items by other means.

#### Inspection of Facilities/Equipment.

Depending on the nature of the IFB, Bidders' facilities and equipment may be a determining factor in making the bid award. All bidders may be subject to inspection of their facilities and equipment.

Prospective bidders must prove beyond any doubt to City Purchasing Administrator that they are qualified and capable of performing the contract's requirements.

#### Prompt Payment Discount.

Provided Bidder meets the requirements stated herein, City shall take Bidder's offered prompt payment discount into consideration. The evaluation will not be based on the discount percentage alone, but rather the net price as determined by applying the discount to the bid price, either per line item or total bid amount. However, City reserves the right to reject a discount if the percentage is too low to be of value to City, all things considered. City may also reject a discount if the percentage is so high as to create an overly large disparity between the price City would pay if it is able to take advantage of the discount and the price City would pay if it were unable to pay within the discount period. City may always reject the discount and pay within the 30 day period, at City's sole option.

City will not consider discounts that provide fewer than 10 days to pay in order to receive the discount.

For example, payment terms of 2% 5, Net 30 will NOT be considered in bid evaluations or in the payment of invoices. However, payment terms of 2% 10, Net 30 will result in a two percent reduction in the bid price during bid evaluation, and City will take the 2% discount if the invoice is paid within the 10 day time period.

Tabulations. The Purchasing Division will post preliminary tabulations within 7 days of the advertised bid opening. The information on these tabulations will be posted for informational purposes only, and will be posted as read during the bid opening. This tabulation is not a notice of award of the contract. All bids are subject to review for completeness, accuracy and compliance with the terms set forth in the bid documents.

#### Bid Protest Procedures.

Any bidder who is adversely affected in connection with the solicitation, evaluation, or proposed award of a contract may file a protest with the Director and appeal any adverse decision to the City Manager of the City of San Antonio.

Bidder must deliver a written notice of protest to the Director within 7 calendar days of the posting of the intent to award. If Bidder does not file a written notice within this time, Bidder will have waived all rights to formally protest the intent to award. It is Bidder's responsibility to check the City's website posting.

Debriefing. Debriefing of contract award is available upon request and after award of the Contract.

Prohibited Financial Interest. The Charter of the City of San Antonio and its Ethics Code prohibit a City officer or employee, as those terms are defined in the Ethics Code, from having a financial interest in any contract with City or any City agency such as City-owned utilities. An officer or employee has a "prohibited financial interest" in a contract with City

or in the sale to City of land materials, supplies or service, if any of the following individual(s) or entities is a party to the contract or sale: the City officer or employee; his parent, child or spouse; a business entity in which he or his parent, child or spouse owns ten (10) percent or more of the voting stock or shares of the business entity, or ten (10) percent or more of the fair market value of the business entity; or a business entity in which any individual or entity above listed is a subcontractor on a City contract, a partner or a parent or subsidiary business entity.

**Conflict of Interest.** Effective January 1, 2006, Chapter 176 of the Texas Local Government Code requires that persons, or their agents, who seek to contract for the sale or purchase of property, goods, or services with the City, shall file a completed conflict of interest questionnaire with the City Clerk not later than the 7th business day after the date that the person: (1) begins contract discussions or negotiations with the City; or (2) submits to the City an application, response to a request for proposals or bids, correspondence, or another writing related to a potential agreement with the City. The conflict of interest questionnaire form is available from the Texas Ethics Commission at [www.ethics.state.tx.us](http://www.ethics.state.tx.us). Completed conflict of interest questionnaires may be mailed or delivered by hand to the Office of the City Clerk. If mailing a completed conflict of interest questionnaire, mail to: Office of the City Clerk, P.O. Box 839966, San Antonio, TX 78283-3966. If delivering a completed conflict of interest questionnaire, deliver to: Office of the City Clerk, City Hall, 2nd floor, 100 Military Plaza, San Antonio, TX 78205." Bidder should consult its own legal advisor with questions regarding the statute or form. Do not include this form with your sealed bid. The Purchasing Division will not deliver the form to the City Clerk for you.

**State of Texas Conflict of Interest Questionnaire (Form CIQ).** Chapter 176 of the Texas Local Government Code requires that persons, or their agents, who seek to contract for the sale or purchase of property, goods, or services with the City, shall file a completed Form CIQ with the City Clerk if those persons meet the requirements under 176.006(a) of the statute.

By law this questionnaire must be filed with the City Clerk not later than the 7th business day after the date the vendor becomes aware of facts that require the statement to be filed. See Section 176.006(a-1), Texas Local Government Code.

Form CIQ is available from the Texas Ethics Commission by accessing the following web address:

[https://www.ethics.state.tx.us/filinginfo/conflict\\_forms.htm](https://www.ethics.state.tx.us/filinginfo/conflict_forms.htm)

In addition, please complete the **City's Addendum to Form CIQ (Form CIQ-A)** and submit it with Form CIQ to the Office of the City Clerk. The Form CIQ-A can be found at:

<http://www.sanantonio.gov/atty/ethics/pdf/OCC-CIQ-Addendum.pdf>

When completed, the CIQ Form and the CIQ-A Form should be submitted together, either by mail or hand delivery, to the Office of the City Clerk. If mailing, mail to:

Office of the City Clerk, P.O. Box 839966, San Antonio, TX 78283-3966.

If delivering by hand, deliver to:

City Hall, 100 Military Plaza, San Antonio, TX 78205.

Do not include these forms with your sealed bid. The Purchasing Division will not deliver the forms to the City Clerk for you.

## Certificate of Interested Parties (Form 1295)

The Texas Government Code §2252.908, and the rules issued by the Texas Ethics Commission found in Title 1, Sections 46.1, 46.3 and 46.5 of the Texas Administrative Code, require a business entity to submit a completed Form 1295 to the City before the City may enter into a contract with that business entity.

Form 1295 must be completed online. It is available from the Texas Ethics Commission by accessing the following web address: [https://www.ethics.state.tx.us/whatsnew/elf\\_info\\_form1295.htm](https://www.ethics.state.tx.us/whatsnew/elf_info_form1295.htm).

**Print your completed Form 1295 and sign it in front of a notary. Submit your signed and notarized Form 1295 with your response to this solicitation. Where requested to provide the name of the public entity with whom you are contracting, insert "City of San Antonio". Where requested to provide the contract number, provide the solicitation number shown on the cover page of this solicitation (e.g. IFB 6100001234, RFO 6100001234 or RFCSP 6100001234).**

The following definitions found in the statute and Texas Ethics Commission rules may be helpful in completing Form 1295.

"Business entity" includes an entity through which business is conducted with a governmental entity or state agency, regardless of whether the entity is a for-profit or nonprofit entity. The term does not include a governmental entity or state agency. (NOTE: The City of San Antonio should never be listed as the "Business entity".)

"Controlling interest" means: (1) an ownership interest or participating interest in a business entity by virtue of units, percentage, shares, stock, or otherwise that exceeds 10 percent; (2) membership on the board of directors or other governing body of a business entity of which the board or other governing body is composed of not more than 10 members; or (3) service as an officer of a business entity that has four or fewer officers, or service as one of the four officers most highly compensated by a business entity that has more than four officers. Subsection (3) of this section does not apply to an officer of a publicly held business entity or its wholly owned subsidiaries.

"Interested party" means: (1) a person who has a controlling interest in a business entity with whom a governmental entity or state agency contracts; or (2) an intermediary.

"Intermediary," for purposes of this rule, means a person who actively participates in the facilitation of the contract or negotiating the contract, including a broker, adviser, attorney, or representative of or agent for the business entity who:

- (1) receives compensation from the business entity for the person's participation;
- (2) communicates directly with the governmental entity or state agency on behalf of the business entity regarding the contract; and
- (3) is not an employee of the business entity or of an entity with a controlling interest in the business entity.

## 004 - SPECIFICATIONS / SCOPE OF SERVICES

- 4.1** SCOPE: The City of San Antonio is soliciting bids to provide 70 medium and heavy trucks and 5 trailers in accordance with the Building and Equipment Services Department specifications listed herein. This equipment will be utilized by the Solid Waste Management, Parks & Recreation, Animal Care Services, and Transportation and Capital Improvements departments for various construction and/or repair projects across the City.
- 4.2** GENERAL CONDITIONS: The following general conditions will apply to all items within this bid unless specifically excluded within any item.
- 4.2.1** Equipment shall be manufacturer's latest design, standard production model and shall have been manufactured within the last 12 months from the date of delivery to City. All components shall be installed new, unused, and shall be manufacturer's standard equipment unless otherwise specified or replaced herein. Equipment is to be inspected, serviced, and adjusted in accordance with manufacturer's recommended pre-delivery checklist, and ready for operation upon delivery. Manufacturer's Statement of Origin (MSO) showing manufacture within the last 12 calendar months, and completed pre-delivery checklists will be required at delivery. Equipment offered under the below listed specifications will be considered unacceptable if, for any reason, the equipment's, or major component's, long term availability on the U.S. market, or in the local area, is in doubt. All equipment will conform to the best practice known to the body trade in design, quality of material and workmanship. Assemblies, subassemblies and component parts to be standard and interchangeable throughout the entire quantity of units as specified in this invitation to bid. The equipment furnished must conform to ANSI Safety Standard Z245.1-1999.
- 4.2.2** Equipment must include the maximum standard manufacturer's warranty on all components, with parts and service included. All components, parts and service shall include, as a minimum, a one year unlimited mileage/hours warranty. All warranty times shall start the date the vehicle is placed in service as determined by the City, not on the delivery date. The dealer will be notified by letter of the in-service date of each vehicle by serial number. Bidder shall fully explain the warranty by attaching separate, authenticated correspondence or entering such information in the remarks section of this bid. Warranty, reliability, and replacement captive parts costs and availability shall be a consideration in award of this bid. Warranty parts and service must be available within 50 mile radius of San Antonio City Hall from and by a factory-authorized dealer (NO EXCEPTIONS). In the event that a unit purchased from a vendor requires transportation outside of Bexar County for a repair covered under warranty, that vendor shall be responsible for paying for all cost associated with the transportation to and from the warranty repair facility. If the vendor chooses to travel to inspect the unit to determine if the repair needed is covered under warranty, all expenses shall be paid for by the vendor. All warranty repairs must be completed within three (3) business days from the date equipment is delivered to the vendor unless otherwise approved by the appropriate City of San Antonio BESD Fleet Operations Manager or designate. Bidders must certify that all repairs needed after the warranty period will be available within 50 mile radius of San Antonio City Hall.
- 4.2.3** DELIVERY - All deliveries are to be made inside the City limits of San Antonio. Vendor must deliver equipment to the following address:

City of San Antonio,  
Northeast Service Center,  
10303 Tool Yard, Bldg. #2,  
San Antonio, TX 78233  
Attn: Acquisitions

Delivery to a non-specified location will result in non-acceptance of the equipment by the City. All deliveries must be pre-arranged with a minimum 24-hour notification, NO EXCEPTIONS. Vehicles will be accepted 8:00 A.M. to 3:00 P.M. CST. Class 2 dual rear wheel trucks through class 8 may be allowed up to 2500 miles on the vehicle odometer. Class 1 and 2 single wheel rear wheel trucks shall have a maximum of 500 miles on the vehicle odometer or shall not be accepted. All vehicles are required to have a full tank(s) when delivered to City specified location.

- 4.2.4** Literature and Equipment Manuals – The supplier shall furnish (2) complete sets per vehicle type, of the following: Parts Manual, Maintenance Manual, Service Manual, and Operators Manual, or (4) USB drives with Parts Manual, Maintenance Manual, Service Manual, and Operators Manual. The supplier shall furnish (4) complete sets of detailed literature and specifications of each vehicle type upon contract award.
- 4.2.5** Training – The City may require operational and maintenance training for equipment. If so, training shall be provided by a qualified instructor and conducted at a designated City facility. The City will not pay any cost

incurred by the successful bidder in providing training. Training shall be provided no later than 30 days after the City takes delivery and accepts the new equipment at the specified City facility. Unless otherwise specified, training shall consist of a minimum (1) eight hour day. Payment for new equipment will not be made to successful bidder until training is completed. Operator training shall be coordinated with Fleet Operations staff. For equipment requiring more complex operation the City may require job site operational training that could last multiple days to assure proper machine operation.

- 4.2.6 DEMONSTRATIONS** – The City may request, from selected vendors, a demonstration of proposed equipment. The City is under no obligation to demo all products proposed by vendors. If a demonstration is required, the City's Fleet Operations Manager will contact the vendor to schedule the product demonstration. This request will be considered an integral part of the bid process. Failure to comply may result in the bid being deemed nonresponsive, and therefore, not considered for award. Upon request, the vendor shall have a minimum of five (5) working days to provide and deliver the equipment to a location specified by City for the demonstration. The vendor shall make the equipment available for a minimum of five (5) working days at City's location, but not to exceed ten (10) working days.
- 4.2.7 EVALUATION** – In the event that a demonstration is required, the equipment will be evaluated to determine if the unit meets the minimum bid specifications at the City's discretion.
- 4.2.8** All prices will be quoted F.O.B., designated City of San Antonio facility. All bids should include complete manufacturer's specifications for each model being bid.
- 4.2.9** Units shall be equipped with OEM, or equal, warning and shut down systems for low oil pressure and or high coolant temperature at a minimum. This requirement applies to all bid line items.
- 4.2.10** The Manufacturer's Statement of Origin (MSO), Dealer Temporary license plates/tags, proper Invoice, Texas state inspection certificate, signed 130U form and State Weight Certificate/slip (for trucks over one ton) are required upon delivery of each vehicle. Any of these missing items will deem the vehicle delivered Not as Specified and will not be processed or accepted vehicle all required paperwork is completed and provided to Fleet Acquisition.
- 4.2.11** All bodies and components in this bid will be installed in accordance with the appropriate complete Vehicle Data Manual. Certification of compliance will be posted on the left door post of the vehicle. Except for manufacturer's data plates (maximum 4" x 6"), vendor or manufacturer's identifying markings (decals and plates) will not be applied to the vehicle or mounted components. Installation will be completed in compliance with Federal Motor Vehicle Department of Transportation Standards and Texas State Highway requirements. Installation of body and accessories on City furnished vehicles will be accomplished by drilling holes in the frame. Welding on or cutting of frame is not authorized forward of the rear spring hanger or support. Bidders will be responsible for the relocation of any truck components to facilitate installation of the body and equipment. Such relocation must be included as part of the basic bid. No dealership nameplates, markings or decals will be permitted on the vehicles.
- 4.2.12** All vehicles are to be equipped at the factory with air conditioning/Heater/defroster, (Maximum capacity cooling system offered by manufacturer), full headliner minimum OEM AM/FM radio, power steering, power ABS brakes, power and heated mirrors, manual tilt steering wheel and power windows and door locks. Each unit shall have a minimum three (3) sets of keys. Convenience Features: Vehicle shall be equipped with adjustable seats; intermittent wipers, cruise control. All lighting shall be LED where available.
- 4.2.13** All units shall be equipped with safety equipment as required by the Federal Government. All units shall MEET ALL SAFETY STANDARDS AND REQUIREMENTS.
- 4.2.14** Any diesel engine being bid must conform to latest NOx EPA and GHG emission standard in effect at the time of offer. Vendor must supply a copy of the latest Emissions Certificate of Conformity for the vehicles bid. Only engines using selective catalytic reduction (SCR) technology will be accepted.
- 4.2.15** All vehicles provided shall be equipped with OEM tinted glass.
- 4.2.16** Vehicles provided shall have a minimum of a driver's seat and one passenger seat, unless otherwise specified.
- 4.2.17** Exterior and Interior Color: Unless otherwise specified, each vehicle shall have a white exterior body color. Unless otherwise specified, interior coloring shall be grey.
- 4.2.18 DELETED:**

4.3	ITEM	QUANTITY	DESCRIPTION
-----	------	----------	-------------

1	3	1 Ton Four Full Door Cab Long Bed 4x2 Pickup Truck
---	---	--

4.3.1 **ENGINE:** Minimum 6 cylinder, able to deliver a minimum 350 HP.

4.3.2 **GVWR:** Minimum 10,001 lbs.

4.3.3 **TRANSMISSION/DRIVE:** Automatic with overdrive; 5 speed minimum; Power Steering; 4x2 design.

4.3.4 **SUSPENSION:** Heaviest Duty available to include heavy duty shock absorbers and independent struts with stabilization.

4.3.5 **BRAKES:** Equipped with 4-wheel brake system, and front vented discs minimum.

4.3.6 **DIMENSIONS:** Four full door cab configuration. Minimum 96" bed length.

4.3.7 **WHEELBASE:** Wheelbase to be a minimum 145" inches.

4.3.8 **TIRES & WHEELS:** Tires to meet or exceed minimum gross vehicle weight rating of vehicle, all season tread design.

4.3.9 **FUEL SYSTEM:** Minimum 30 gallon tank capacity and to be certified to run on 87 Octane Gasoline.

4.3.10 **MIRRORS:** OEM standard type inside. Power mirrors outside, left and right, collapsible, below eye level type. Recreational swing or telescoping type. Largest size available in model offered. Remote controlled from driver.

4.3.11 **REAR BUMPER:** Tow package to include receiver hitch with 2" hitch opening, OEM in-cab mounted trailer brake controller and both a 4-Way flat vehicle connector and 7-Way round vehicle connector (Flat Pin).

4.3.12 **SAFTEY:** All vehicles will require an audible back up alarm and amber color LED strobe lights model Grote 77353, or equal. Strobe lights are to be installed on the front grill of chassis and rear panel body. Strobes to be wired to a factory type or toggle switch inside of the cab.

4.4.1	ITEM	QUANTITY	DESCRIPTION
-------	------	----------	-------------

2	1	1 Ton Four Full Door Long Bed 4x2 Pickup Truck w/ Toolbox
---	---	---

4.4.2 **ENGINE:** Minimum 6 cylinders able to deliver a minimum 350 HP.

4.4.3 **GVWR:** Minimum 10,001 lbs.

4.4.4 **TRANSMISSION/DRIVE:** Automatic with overdrive; 5 speed minimum. 4x2 design.

4.4.5 **SUSPENSION:** Heaviest Duty available to include heavy duty shock absorbers, independent struts with stabilization.

4.4.6 **DIMENSIONS:** Four full door configuration. Wheelbase to be a minimum of 145 inches. Long bed design, minimum 96 inches.

4.4.7 **BRAKES:** Equipped with 4-wheel automatic brake system, and front vented discs minimum.

4.4.8 **TIRES & WHEELS:** Tires to meet or exceed minimum gross vehicle weight rating of vehicle, all season tread design.

4.4.9 **FUEL SYSTEM:** Minimum 30 gallon tank capacity and to be certified to run on 87 Octane Gasoline.

- 4.4.10 MIRRORS:** OEM standard type inside. Power mirrors outside, left and right, collapsible, below eye level type. Recreational swing or telescoping type. Largest size available in model offered. Remote controlled from driver.
- 4.4.11 TOW PACKAGES:** Tow package to include receiver hitch with 2" hitch opening, OEM in-cab mounted trailer brake controller and both a 4-Way flat vehicle connector and 7-Way round vehicle connector (Flat Pin).
- 4.4.12 TOOLBOX:** Unit to be equipped with a truck bed tool box. The box is to be made of heavy duty diamond tread plate aluminum to prevent rusting and be equipped with 2 locks. Tool box is to be flush against the cab of the truck and bolted down on bed rails. The dimensions of the tool box to be a minimum 69"L x 12"W x 13"H and to be black in color.
- 4.4.13 SAFTEY:** All vehicles will require an audible back up alarm and amber color LED strobe lights model Grote 77353, or equal. Strobe lights are to be installed on the front grill of chassis and rear panel body. Strobes to be wired to a factory type or toggle switch inside of the cab.

4.5	ITEM	QUANTITY	DESCRIPTION
	3	1	<b>1 Ton Four Full Door Long Bed 4x4 Pickup Truck With Toolbox</b>
4.5.1	<b>ENGINE:</b> Minimum 6 cylinder, able to deliver a minimum 350 HP.		
4.5.2	<b>GVWR:</b> Minimum 10,001 lbs.		
4.5.3	<b>TRANSMISSION/DRIVE:</b> Automatic transmission with overdrive; 5 speed minimum. 4X4 Drive train - Two speed transfer case with electronic shift control.		
4.5.4	<b>SUSPENSION:</b> Heaviest duty available to include heavy duty shock absorbers and independent struts with stabilization.		
4.5.5	<b>BRAKES:</b> Equipped with 4-wheel brake system, and front vented discs minimum.		
4.5.6	<b>DIMENSIONS:</b> Four full door cab configuration. Long bed design; minimum 96" bed length.		
4.5.7	<b>WHEELBASE:</b> Wheelbase to be a minimum 145" inches.		
4.5.8	<b>TIRES &amp; WHEELS:</b> Tires to meet or exceed minimum gross vehicle weight rating of vehicle, all season tread design.		
4.5.9	<b>FUEL SYSTEM:</b> Minimum 30 gallon tank capacity and to be certified to run on 87 Octane Gasoline.		
4.5.10	<b>MIRRORS:</b> OEM standard type inside. Power mirrors outside, left and right, collapsible, below eye level type. Recreational swing or telescoping type. Largest size available in model offered. Remote controlled from driver.		
4.5.11	<b>REAR BUMPER:</b> Tow package to include receiver hitch with 2" hitch opening, OEM in-cab mounted trailer brake controller and both a 4-Way flat vehicle connector and 7-Way round vehicle connector (Flat Pin).		
4.5.12	<b>TOOLBOX:</b> Unit to be equipped with a truck bed tool box. The box is to be made of heavy duty diamond tread plate aluminum to prevent rusting and be equipped with 2 locks. Tool box is to be flush against the cab of the truck and bolted down on bed rails. The dimensions of the tool box to be a minimum 69"L x 12"W x 13"H and to be black in color.		
4.5.13	<b>SAFTEY:</b> All vehicles will require an audible back up alarm and amber color LED strobe lights model Grote 77353, or equal. Strobe lights are to be installed on the front grill of chassis and rear panel body. Strobes to be wired to a factory type or toggle switch inside of the cab.		

4.6	ITEM	QUANTITY	DESCRIPTION
	4	1	<b>1 Ton Regular Cab 60" Cab to Axle DRW 4x2 9ft Flat Bed With Non-removable Sides- NO LIFT GATE</b>
4.6.1	<b>ENGINE:</b> Minimum 6 cylinder, able to deliver a minimum 300 HP.		
4.6.2	<b>GVWR:</b> Minimum 10,001 lbs.		
4.6.3	<b>TRANSMISSION/DRIVE:</b> Automatic with overdrive, 5 speed minimum; Power Steering; 4x2 design.		
4.6.4	<b>SUSPENSION:</b> Heaviest Duty available to include heavy duty shock absorbers and independent struts with stabilization.		
4.6.5	<b>BRAKES:</b> Equipped with 4-wheel brake system and front vented discs minimum.		
4.6.6	<b>DIMENSIONS:</b> Regular cab configuration, 60 inch CA.		
4.6.7	<b>WHEELBASE:</b> Wheelbase to be a minimum 135 inches.		
4.6.8	<b>TIRES &amp; WHEELS:</b> Dual rear wheel design. Tires to meet or exceed minimum gross vehicle weight rating of vehicle, all season tread design.		
4.6.8.a	<b>FUEL SYSTEM:</b> Minimum 30 gallon tank capacity and to be certified to run on 87 Octane Gasoline.		
4.6.9	<b>MIRRORS:</b> OEM standard type inside. Power mirrors outside, left and right, collapsible, below eye level type. Recreational swing or telescoping type. Largest size available in model offered. Remote controlled from driver.		
4.6.10	<b>FLAT BED BODY SPECIFICATIONS:</b>		
4.6.10.1	<b>LENGTH:</b> Minimum 9 feet.		
4.6.10.2	<b>WIDTH:</b> Approximately 7.5 feet.		
4.6.10.3	<b>HEIGHT:</b> Approximately 13 inches high, both sides. Non-removable		
4.6.10.4	<b>FLOOR:</b> One-piece, 3/16" steel. 2" formed in floor-to-side radius.		
4.6.10.5	<b>HEADSHEET:</b> 12 gauge steel with integral mesh cab shield.		
4.6.10.6	<b>CAPACITY:</b> Able to transport 3 cubic yards of material.		
4.6.10.7	<b>TAILGATE:</b> One-piece, 12-gauge steel. Double wall sheet with full perimeter boxing and sloped top rail. Flush-mount, off-set tailgate hinge plates with easy-release pins. 1" top and 1-1/4" bottom latch pins. Manual over-center tailgate release mechanism with rubber covered handle or Quick-release, drop-down tailgate.		
4.6.10.8	<b>LIGHT PACKAGE:</b> Stop/turn/tail lights are mounted in rear corner posts. I.C.C. and rear clearance lights with reflectors included. All lights are rubber mounted, shock resistant and feature one-piece sealed wiring harness.		
4.6.10.9	<b>BODY PREPARATION:</b> Primed with high quality primer then painted black.		
4.6.10.10	<b>TOW BUMPER:</b> Unit shall have an ICC bumper that is flush mounted with the end of the platform bed. Unit shall have a combination ball hitch/pintle hook with a minimum capacity of 17,000 lbs. Hitch shall be bolted to ICC bumper. Hitch shall have a black powder coat finish. Hitch will have a 7 Way flat pin/blade vehicle connector. Receiver type hitch is acceptable. Equipped with an electric brake controller.		



**4.6.11 SAFTEY:** All vehicles will require an audible back up alarm and amber color LED strobe lights model Grote 77353, or equal. Strobe lights are to be installed on the front grill of chassis and rear panel body. Strobes to be wired to a factory type or toggle switch inside of the cab.

4.7	ITEM	QUANTITY	DESCRIPTION
	5	1	1 Ton 60" Cab to Axle, DRW 4x4 Flat Bed Body With Non-Removable Sides with Pipe Rack & Lift Gate Truck

**4.7.1 ENGINE:** Minimum 6 cylinder, able to deliver a minimum 300 HP.

**4.7.2 GVWR:** Minimum 10,001 lbs.

**4.7.3 TRANSMISSION/ DRIVE:** Automatic transmission with overdrive; 5 speed minimum. 4X4 Drive train - Two speed transfer case with electronic shift control.

**4.7.4 SUSPENSION:** Heaviest Duty available to include heavy duty shock absorbers and independent struts with stabilization.

**4.7.5 BRAKES:** Equipped with 4-wheel braking system, and front vented discs minimum.

**4.7.6 DIMENSIONS:** Regular cab configuration. 60" Cab to Axle

**4.7.7 WHEELBASE:** Wheelbase to be a minimum 135" inches

**4.7.8 TIRE & WHEELS:** Dual rear wheel design. Tires to meet or exceed the minimum gross vehicle weight rating of the vehicle, all season tread design.

**4.7.9 FUEL SYSTEM:** Minimum 30 gallon tank capacity and to be certified to run on 87 Octane Gasoline.

**4.7.10 MIRRORS:** OEM standard type inside. Power mirrors outside, left and right, collapsible, below eye level type. Recreational swing or telescoping type. Largest size available in model offered. Remote controlled from driver.

**4.7.11 FLAT BED BODY SPECIFICATIONS:**

**4.7.11.1 LENGTH:** Minimum 9 feet.

**4.7.11.2 WIDTH:** Approximately 7.5 feet.

**4.7.11.3 HEIGHT:** Approximately 13 inches high, both sides. (Non-removable)

**4.7.11.4 FLOOR:** One-piece, 3/16" steel. 2" formed in floor-to-side radius.

**4.7.11.5 HEADSHEET:** 12 gauge steel with integral mesh cab shield.

**4.7.11.6 CAPACITY:** Able to transport 3 cubic yards.

**4.7.11.7 STORAGE BOX:** A lockable storage box will be mounted under passenger side of bed behind cab. Box dimensions to be a minimum 30"wide x 16"high x 20"deep.

**4.7.12 PIPE RACK:** Pipe rack to be as wide and long as entire bed of unit. Rack to be painted black in color. Rack shall mount to front and rear ends of dump body. Front and sides of pipe storage to be metal with metal mesh all around. Front and sides to be a minimum 12 inches in height designed to prevent items from falling out during transit

**4.7.13 BODY PREPARATION:** Primed with high quality primer then painted black.

**4.7.14 LIFT GATE:** Minimum 1,500 lb. lift capacity heavy duty hydraulic electric power lift gate (non-tuck-a-way) to be in place of tailgate. Material shall be tread plate steel with two piece platform, minimum 42"wide x 36" long loading deck. Lift gate to be painted Black.

**4.7.15 SAFTEY:** All vehicles will require an audible back up alarm and amber color LED strobe lights model Grote 77353, or equal. Strobe lights are to be installed on the front grill of chassis and rear panel body. Strobes to be wired to a factory type or toggle switch inside of the cab.

4.8	ITEM	QUANTITY	DESCRIPTION
	6	1	<b>1 Ton Regular Cab DRW Hi Side Body w/ Lift Gate</b>

**4.8.1 ENGINE:** Minimum 6 cylinder capable to deliver a minimum 350 HP.

**4.8.2 GVWR:** Minimum 10,001 lbs. and maximum 14,000 lbs.

**4.8.3 TRANSMISSION/ DRIVE:** Automatic with overdrive; 5 speed minimum; Power Steering; 4x2 design

**4.8.4 SUSPENSION:** Heaviest Duty available to include heavy duty shock absorbers and independent struts with stabilization.

**4.8.5 BRAKES:** Equipped with 4-wheel braking system, and front vented discs minimum.

**4.8.6 DIMENSIONS:** Regular cab configuration; 84 inch cab to axle.

**4.8.7 WHEELBASE:** Wheelbase to be a minimum 160 inches.

**4.8.8 TIRES & WHEELS:** Dual rear wheel design. Tires to meet or exceed minimum gross vehicle weight rating of vehicle, all season tread design.

**4.8.9 FUEL SYSTEM:** Minimum 30 gallon tank capacity and to be certified to run on 87 Octane Gasoline.

**4.8.10 MIRRORS:** OEM standard type inside. Power mirrors outside, left and right, collapsible, below eye level type. Recreational swing or telescoping type. Largest size available in model offered. Remote controlled from driver.

**4.8.11 HI-SIDES BODY SPECIFICATIONS:**

**4.8.11.1 MATERIAL:** 12 gauge steel on both sides and front behind cab. No behind the cab steel mesh design required. Rear of bed to be left open.

**4.8.11.2 LENGTH:** Minimum 10 feet.

**4.8.11.3 WIDTH:** Approximately 8 feet.

**4.8.11.4 HEIGHT:** Approximately 48 inches high, all sides.

**4.8.11.5 FLOOR:** One-piece 3/8 inch thick steel.

**4.8.11.6 CAPACITY:** Able to transport 3 cubic yards /6,000 lbs. of material

**4.8.11.7 LIFT GATE:** Minimum 1,500 lb. lift capacity heavy duty hydraulic electric power lift gate (non-tuck-a-way) to be in place of tailgate. Material shall be tread plate steel with two piece platform, minimum 42" loading deck. Lift gate to be painted Black.

**4.8.11.8 LIGHT PACKAGE:** Stop/turn/tail lights are mounted in rear corner posts and rear clearance lights with all around safety reflectors included. All lights are rubber mounted, shock resistant and feature one-piece sealed wiring harness.

**4.8.11.9 BODY PREPARATION** Primed with high quality primer; painted black.

**4.8.11.10 MUDFLAPS:** Unit to be equipped with black, no logo/ no manufacture name mudflaps.

- 4.8.11.11 SAFETY:** Unit to be equipped with audible backup alarm and amber color LED strobe lights model Grote 77353, or equal installed on the front grill of chassis and rear panel body. Strobes to be wired to a factory type or toggle switch inside of the cab.

4.9	ITEM	QUANTITY	DESCRIPTION
	7	2	1 Ton Regular Cab 84" CA DRW 4x2 w/Stake Bed and Lift Gate
4.9.1	<b>ENGINE:</b> Minimum 6 cylinder capable to deliver a minimum 350 HP.		
4.9.2	<b>GVWR:</b> Minimum 10,001 lbs. and maximum 14,000 lbs.		
4.9.3	<b>TRANSMISSION/ DRIVE:</b> Automatic with overdrive; 5 speed minimum, power steering, 4x2 design.		
4.9.4	<b>SUSPENSION:</b> Heaviest Duty available to include heavy duty shock absorbers and independent struts with stabilization.		
4.9.5	<b>BRAKES:</b> Equipped with 4-wheel brake system, and front vented discs minimum.		
4.9.6	<b>DIMENSIONS:</b> Regular cab configuration; 84 inch cab to axle.		
4.9.7	<b>WHEELBASE:</b> Wheelbase to be a minimum 160 inches.		
4.9.8	<b>TIRES &amp; WHEELS:</b> Dual rear wheel design. Tires to meet or exceed the minimum gross vehicle weight rating of the vehicle, all season tread design.		
4.9.9	Reserved:		
4.9.10	<b>FUEL SYSTEM:</b> Minimum 30 gallon tank capacity and to be certified to run on 87 Octane Gasoline.		
4.9.11	<b>MIRRORS:</b> OEM standard type inside. Power mirrors outside, left and right, collapsible, below eye level type. Recreational swing or telescoping type. Largest size available in model offered. Remote controlled from driver.		
4.9.12	<b>STAKE BED SPECIFICATIONS</b>		
4.9.12.1	<b>LENGTH</b> Approximately 10' feet.		
4.9.12.2	<b>WIDTH:</b> Approximately 8 feet.		
4.9.12.3	<b>LONGITUDINAL SILLS:</b> Minimum 4" channel, 5.6 pound, high strength steel.		
4.9.12.4	<b>CROSS SILLS:</b> Minimum 4" formed box channel of "C" section high strength steel, 11 gauge. All cross sills to be welded to longitudinal sills on all sides.		
4.9.12.5	<b>STORAGE BOX:</b> A lockable storage box to be mounted under the passenger side of the bed behind the cab. Box dimensions to be approximately 18" Wide x 18" High x 18" Deep. Box to be painted Black.		
4.9.12.6	<b>SIDES, END RAILS, &amp; STAKES:</b> Five inch deep, minimum 11 gauge, with built in box type stake pockets. Minimum 40" removable, inter-lockable stakes sides to be provided to enclose entire bed. Metal or hard plastic acceptable.		
4.9.12.7	<b>TOW BUMPER:</b> Unit shall have an ICC bumper that is flush mounted with the end of the platform bed. Unit shall have a combination ball hitch/pintle hook with a minimum capacity of 17,000 lbs. Hitch shall be bolted to ICC bumper. Hitch shall have a black powder coat finish. Hitch will have a 7 Way flat pin/blade vehicle connector. Equipped with electric brake controller. Receiver type hitch is not acceptable.		

- 4.9.12.8 LIFT GATE:** Minimum 1,500 lb. lift capacity heavy duty hydraulic electric power lift gate (non-tuck-a-way) to be in place of tailgate. Material shall be tread plate steel with two piece platform, minimum 42" loading deck. Lift gate to be painted Black.
- 4.9.12.9 BODY PREPARATION:** Primed with high quality primer then painted black.
- 4.9.12.10 SAFETY:** Unit to be equipped with audible backup alarm and amber color LED strobe lights model Grote 77353, or equal, installed on the front grill of chassis and rear panel body. Strobes to be wired to a factory type or toggle switch inside of the cab.

4.10	ITEM	QUANTITY	DESCRIPTION
	8	1	<b>1 Ton Regular Cab 84" CA DRW with Stake Bed Body &amp; Pintle Hitch-NO LIFT GATE</b>

- 4.10.1 ENGINE:** Minimum 6 cylinder, capable to deliver a minimum 350 HP.
- 4.10.2 GVWR:** Minimum 10,001 lbs.
- 4.10.3 TRANSMISSION/ DRIVE:** Automatic with overdrive, 5 speed minimum; Power Steering; 4x2 design.
- 4.10.4 SUSPENSION:** Heaviest Duty available to include heavy duty shock absorbers and independent struts with stabilization.
- 4.10.5 BRAKES:** Equipped with 4-wheel brake system, and front vented discs minimum.
- 4.10.6 DIMENSIONS:** Regular cab configuration; 60 inch cab to axle.
- 4.10.7 WHEELBASE:** Wheelbase to be a minimum 160 inches.
- 4.10.8 TIRES & WHEELS:** Dual rear wheel design. Tires to meet or exceed minimum gross vehicle weight rating of vehicle, all season tread design.
- 4.10.9 FUEL SYSTEM:** Minimum 30 gallon tank capacity and to be certified to run on 87 Octane Gasoline.
- 4.10.10 MIRRORS:** OEM standard type inside. Power mirrors outside, left and right, collapsible, below eye level type. Recreational swing or telescoping type. Largest size available in model offered. Remote controlled from driver.
- 4.10.11 STAKE BED SPECIFICATIONS:**
- 
- 4.10.11.1 LENGTH:** Approximately 9.5' to 11 feet.
- 4.10.11.2 WIDTH:** Approximately 8 feet.
- 4.10.11.3 LONGITUDINAL SILLS:** Minimum 4" channel, 5.6 pound, high strength steel.
- 4.10.11.4 CROSS SILLS:** Minimum 4" formed box channel of "C" section high strength steel, 11 gauge. All cross sills to be welded to longitudinal sills on all sides.
- 4.10.11.5 SIDES, END RAILS, & STAKES:** Five inch deep, minimum 11 gauge, with built in box type stake pockets. Minimum 40" removable, inter-lockable stakes sides to be provided to enclose entire bed. Metal or hard plastic acceptable.
- 4.10.11.6 TOW BUMPER:** Unit shall have an ICC bumper that is flush mounted with the end of the platform bed. Unit shall have a combination ball hitch/pintle hook with a minimum capacity of 17,000 lbs. Hitch shall be bolted to ICC bumper. Hitch shall have a black powder coat finish. Hitch will have a 7 Way flat pin/blade vehicle connector. Receiver type hitch is acceptable. Bumper to be equipped with 2 D-rings.
- 4.10.11.7 BODY PREPARATION:** Primed with high quality primer then painted black.

4.11	ITEM	QUANTITY	DESCRIPTION
	9	3	<b>1 Ton Cab &amp; Chassis 84" Cab to Axle DRW Pickup Truck with Traffic Utility Body</b>
4.11.1	<b>ENGINE:</b> Minimum 6 cylinder capable to deliver a minimum 350 HP.		
4.11.2	<b>GVWR:</b> Minimum 10,001 lbs.		
4.11.3	<b>TRANSMISSION/ DRIVE:</b> Automatic with overdrive; 5 speed minimum; Power Steering; 4x2 design		
4.11.4	<b>SUSPENSION:</b> Heaviest Duty available to include heavy duty shock absorbers and independent struts with stabilization.		
4.11.5	<b>BRAKES:</b> Equipped with 4-wheel brake system, and front vented discs minimum.		
4.11.6	<b>DIMENSIONS:</b> Regular cab configuration; 84 inch cab to axle.		
4.11.7	<b>WHEELBASE:</b> Wheelbase to be a minimum 160 inches		
4.11.8	<b>TIRES &amp; WHEELS:</b> Dual rear wheel design. Tires to meet or exceed minimum gross vehicle weight rating of vehicle, all season tread design.		
4.11.9	<b>FUEL SYSTEM:</b> Minimum 30 gallon tank capacity and to be certified to run on 87 Octane Gasoline.		
4.11.10	<b>MIRRORS:</b> OEM standard type inside. Power mirrors outside, left and right, collapsible, below eye level type. Recreational swing or telescoping type. Largest size available in model offered. Remote controlled from driver.		
4.11.11	<b>REAR BUMPER:</b> Rear bumper must include a heavy duty 6" jaw width, 6" jaw opening with a 180 degree swivel base with lockdown and powder coated vise. Vise shall have large anvil work surface with built-in pipe jaws to handle various pipe sizes. Vise shall be mounted curb side on vise bracket. <i>Wilton 656 HD</i> or equal.		
4.11.12	<b>FRONT BUMPER POLE PULL:</b> Unit to be equipped with a Diversified PPF 203 Regular Duty, or equivalent, Pole Pull adaptive to a ¾ ton truck or larger.		
4.11.12.1	<b>BOOM EXTENSION:</b> Extension should reach out at least 30" inches.		
4.11.12.2	<b>SIDE REACH:</b> To be a minimum 91 ½" from pivot point.		
4.11.12.3	<b>PULLING POWER:</b> Equipment will have a minimum 10,000 lbs. pulling power.		
4.11.12.4	<b>MATERIAL:</b> Unit to have a 4' x 4' steel tower support. The steel tower is to be a minimum 2". All frame extensions are to be 8 x 8x 3/8" plate.		
4.11.12.5	<b>CYLINDERS:</b> The boom lift shall have a 2" bore and 6" stroke. The boom extend is to have a 2" bore, 12" stroke, and 1 ¼ " rod.		
4.11.13	Reserved:		
4.11.14	<b>TRAFFIC UTILITY BED SPECIFICATIONS</b>		
4.11.14.1	<b>LENGTH:</b> Approximately 11.5 feet long.		
4.11.14.2	<b>WIDTH:</b> Approximately 8 feet wide.		
4.11.14.3	<b>CONSTRUCTION:</b> 1/8" inch steel tread plate floor, 4" inch steel structural channel long sills, 3 ½ inches formed 10 gauge cross members on 15" centers, 2" square tubing frame. Platform body sides, rear, and bumper to be marked with reflective conspicuity tape and reflectors.		
4.11.14.4	<b>HEADACHE RACK:</b> Headache rack to measure width of platform and a minimum 42" inch tall made of square tubing and expanded metal.		

- 4.11.14.5 SIGN HOLDERS:** Street sign holders- mounted street side against inside of toolboxes.
- 4.11.14.6 PIPE/TUBING RACK:** Pipe and tubing rack made with square tubing and expanding metal to measure a minimum 18" inches wide x 10" tall x 148" long mounted on top of a cage that has an access door that is lockable. Cage to be constructed of square tubing and expanded metal.
- 4.11.14.7 MISCELLANEOUS:** 5 gallon water cast with mount, mounted curbside on top of tool box. Unit to have removable panel tailgate.
- 4.11.14.8 LEDGE BUMPER:** A 2' foot ledge platform bumper, with safety cone holder on street side, (1) 12" x 32"x 16" elevated entry box and one 6" inch mechanics vise mounted on curbside. Vise shall be mounted at a height that will allow the entry box to be used as a support for material while being used in the vice. License plate and light shall be mounted on entry box. Entry box shall have mechanism to allow it to be locked. Side boxes will have master locking devices. Removable rear platform tailgate panel.
- 4.11.14.9 HINGED BOXES:** Two (2) horizontally hinged boxes are to be mounted on curb and street side long enough to cover the length of the platform body, which shall be 16" tall and 13" deep, with reinforced 1/8" steel treadplate top plate and (1) 18"x18"x36" jack hammer chest box to be mounted against bulkhead.
- 4.11.14.10 MUD FLAPS:** Vehicle body must have black unmarked mud flaps with anti-sail device positioned in front and rear of rear axle.
- 4.11.14.11 LIGHTING:** Unit must have state required lighting system Unit shall have front side marker mounted Hide-A-Way LED strobe lights and one (1) Amber strobe light shall be installed and mounted on a 12" inch mast welded to the rear street side tool box. All strobe lights must be wired to OEM up fitter switches.
- 4.11.14.12 ARROW BAR/STICK:** An LED directional arrow to be installed on top of cab. The arrow stick to be connected to factory installed switches. The switches are to be configured to direct the lighting in different directions.
- 4.11.14.13 BODY PREPARATION:** Primed with high quality primer then painted black.

<b>4.12</b>	<b>ITEM</b>	<b>QUANTITY</b>	<b>DESCRIPTION</b>
	<b>10</b>	<b>2</b>	<b>16,001-19,500 GVW Cab &amp; Chassis Regular Cab 84" CA, 4x2 DRW Diesel Service Body with 4,000 lbs. Crane &amp; Lift Gate</b>

- 4.12.1 ENGINE:** Minimum 6 cylinder capable to deliver a minimum 300 HP.
- 4.12.2 GVWR:** Between 16,001 and 19,500 lbs.
- 4.12.3 TRANSMISSION/ DRIVE:** Automatic with overdrive; 5 speed minimum; Power Steering; 4x2 design.
- 4.12.4 SUSPENSION:** Heaviest Duty available to include heavy duty shock absorbers and independent struts with stabilization.
- 4.12.5 BRAKES:** Equipped with 4-wheel brake system, and front vented discs minimum.
- 4.12.6 DIMENSIONS:** Regular cab configuration. Cab to Axle to be a minimum 84" inches.
- 4.12.7 WHEELBASE:** Wheelbase to be a minimum 150" inches.
- 4.12.8 TIRES & WHEELS:** Tires to meet or exceed minimum gross vehicle weight rating of vehicle, all season tread design.
- 4.12.9 FUEL SYSTEM:** Minimum 30 gallon tank capacity and to be certified to run on Ultra Low Sulfur Diesel and be equipped with a Diesel Exhaust Fuel (DEF) tank; if applicable.

- 4.12.10 MIRRORS:** OEM standard type inside. Power mirrors outside, left and right, collapsible, below eye level type. Recreational swing or telescoping type. Largest size available in model offered. Remote controlled from driver.
- 4.12.11 LIFT GATE:** Service body type lift gate to be installed in place of tailgate. Lift gate heavy duty hydraulic electric with a maximum 1,300 lbs. Platform treadplate to be 1 piece, steel, with a minimum 27" inch loading depth and a minimum 3" inch taper end. Lift gate to be painted Black.
- 4.12.12 MISCELLEANOUS:** Cab and Chassis to be equipped with an auxiliary start system. Model number SST 312; or equivalent. Auxiliary start system port to be located front of unit.

#### **4.12.13 UTILITY BODY SPECIFICATIONS**

- 4.12.13.1 MATERIAL:** 12 gauge steel construction.
- 4.12.13.2 BODY LENGTH:** Approximately 132" inches.
- 4.12.13.3 BODY WIDTH:** Approximately 94" inches.
- 4.12.13.4 FLOOR WIDTH:** Approximately 50" inches.
- 4.12.13.5 HEIGHT:** Approximately 44" inches.
- 4.12.13.6 COMPARTMENTS:** Curbside front compartment to be raised compartment to fit gas bottles for welding. Compartment shall have gas bottle holders. Street side front compartment to have roll-out tool box tray and one adjustable removable shelf with minimum of six (6) dividers. Right and left horizontal compartments to have a reinforced shelf, each with a minimum of ten (10) adjustable dividers for each side. Horizontal compartments to be a minimum 20" inches deep, approximately 58" to 68" inches long, and a minimum of 17" inches high with heavy duty chain supports. Rear doors to be half or full size when horizontal compartment extends through rear door. Lower rear compartment must have one (1) adjustable/ removable shelf with a minimum of four (4) adjustable dividers. All doors to be weather-sealed and positive horizontal door holders. Unit shall have a set of grab handles. Unit shall have cab rear window grill for window protection. A master locking system must be used for all compartments.
- 4.12.13.7 CRANE:** Utility body must be crane reinforced to accommodate up to a 1,000 lb. crane. Crane must have a maximum lifting capacity of 4,000 lbs. @ 4 ft. and a maximum 1,000 lbs. @ 16ft. Crane boom must extend with power assist up to 16' feet manually. Crane must have 360 degree power rotation. Crane must have automatic overload protection. Utility body must contain heavy duty adjustable crane boom support.
- 4.12.13.8 OUTRIGGERS:** Utility body must be equipped with a rear set of outriggers. Outriggers are to be manually operated.
- 4.12.13.9 BUMPER:** Heavy duty, plain treadplate with a 12" inch raised mount. Bolted to the mount will be a 6" vice with replaceable jaws. Bumpers are to be designed to accommodate outriggers. Bumperettes design not to interfere with operation of lift gate.
- 4.12.13.10 LIGHTS:** Rear brake, parking, turn signal and back-up lights are to be mounted in highest possible location and must be hi intensity LED. Utility body must have once set (2 each) of rear work lights mounted on each side of the body facing rearward. Two 4" round amber strobe lights are to be mounted above or next to brake, parking and turn signal lights. All lights must be wired to up-fitter switches located inside of the cab of the truck.
- 4.12.13.11 WELDER:** A standalone welder is to be mounted on service body street side. Box must face forward position of service body. Welder to include a 50'feet spool of ground wire and 75'feet spool of stinger wire. Welder is to have a minimum rated output of 250A AC/25V/ 100% and 250A DC/25V/ 100%. The generator output is to have minimum 10,000 watts peak, 9,000 watts continuous. Unit is to be gasoline powered. Acceptable model Miller Bobcat 250 gas; or equivalent.

- 4.12.13.12 AIR COMPRESSOR:** A standalone air compressor is to be mounted in most forward position of service body floor. The air compressor to be plumed as to supply air to a 50 feet hose reel located on street side of utility body. Air compressor is to be gasoline powered.
- 4.12.13.13 LUBE CONTAINER BRACKETS:** Utility body floor to contain brackets and support to accommodate 5qty, 5 gallon Jerry Can containers that will hold various fluids. Dimensions will be approximately 14"W x 7" D x 18 ¾" H.
- 4.12.13.14 ICE CHEST/WATER BRACKET:** A water cask bracket shall be installed street side of the service body.
- 4.12.13.15 SAFTEY:** All vehicles will require an audible back up alarm and amber color LED strobe lights model Grote 77353, or equal. Strobe lights are to be installed on the front grill of chassis and rear panel body. Strobes to be wired to a factory type or toggle switch inside of the cab.

4.13	ITEM	QUANTITY	DESCRIPTION
	11	1	<b>16,001-19,500 GVW Cab &amp; Chassis Regular Cab 84" CA, 4x2 DRW Diesel Service Body with 5,000 lbs. Crane &amp; Lift Gate</b>
4.13.1	<b>ENGINE:</b> Minimum 6 cylinder capable to deliver a minimum 300 HP.		
4.13.2	<b>GVWR:</b> Between 16,001 and 19,500 lbs.		
4.13.3	<b>TRANSMISSION/ DRIVE:</b> Automatic with overdrive; 5 speed minimum; Power Steering; 4x2 design		
4.13.4	<b>SUSPENSION:</b> Heaviest Duty available to include heavy duty shock absorbers and independent struts with stabilization.		
4.13.5	<b>BRAKES:</b> Equipped with 4-wheel brake system, and front vented discs minimum.		
4.13.6	<b>DIMENSIONS:</b> Regular cab configuration. Cab to Axle to be a minimum 84" inches.		
4.13.7	<b>WHEELBASE:</b> Wheelbase to be a minimum 150" inches.		
4.13.8	<b>TIRES &amp; WHEELS:</b> Tires to meet or exceed minimum gross vehicle weight rating of vehicle, all season tread design.		
4.13.9	<b>FUEL SYSTEM:</b> Minimum 30 gallon tank capacity and to be certified to run on Ultra Low Sulfur Diesel and be equipped with a Diesel Exhaust Fuel (DEF) tank; if applicable.		
4.13.10	<b>MIRRORS:</b> OEM standard type inside. Power mirrors outside, left and right, collapsible, below eye level type. Recreational swing or telescoping type. Largest size available in model offered. Remote controlled from driver.		
4.13.11	<b>LIFT GATE:</b> Service body type lift gate to be installed in place of tailgate. Lift gate heavy duty hydraulic electric with a maximum 1,300 lbs. Platform treadplate to be 1 piece, steel, with a minimum 27" inch loading depth and a minimum 3" inch taper end. Lift gate to be painted Black.		
4.13.12	<b>MISCELLEANOUS:</b> Cab and Chassis to be equipped with an auxiliary start system. Model number SST 312; or equivalent. Auxiliary start system port to be located front of unit.		
4.13.13	<b>UTILTY BODY SPECIFICATIONS:</b>		
4.13.13.1	<b>MATERIAL:</b> 12 gauge steel construction.		
4.13.13.2	<b>BODY LENGTH:</b> Approximately 132" inches.		
4.13.13.3	<b>BODY WIDTH:</b> Approximately 94" inches.		
4.13.13.4	<b>FLOOR WIDTH:</b> Approximately 50" inches.		



- 4.13.13.5 HEIGHT:** Approximately 44" inches.
- 4.13.13.6 COMPARTMENTS:** Curbside front compartment to be raised compartment to fit gas bottles for welding. Compartment shall have gas bottle holders. Street side front compartment to have roll-out tool box tray and one adjustable removable shelf with minimum of six (6) dividers. Right and left horizontal compartments to have a reinforced shelf, each with a minimum of ten (10) adjustable dividers for each side. Horizontal compartments to be a minimum 20" inches deep, approximately 58" to 68" inches long, and a minimum of 17" inches high with heavy duty chain supports. Rear doors to be half or full size when horizontal compartment extends through rear door. Lower rear compartment must have one (1) adjustable/ removable shelf with a minimum of four (4) adjustable dividers. All doors to be weather-sealed and positive horizontal door holders. Unit shall have a set of grab handles. Unit shall have cab rear window grill for window protection. A master locking system must be used for all compartments.
- 4.13.13.7 CRANE:** Utility body must be crane reinforced to accommodate up to a 1,400 lbs. crane. Crane must have a maximum lifting capacity of 5,000 lbs. @ 5ft and a maximum 1,250 lbs. @ 20ft. Crane boom must extend with power assist up to 16' feet and 20' through a wireless radio control. Crane must have 360 degree power rotation. Crane must have automatic overload protection. Utility body must contain heavy duty adjustable crane boom support.
- 4.13.13.8 OUTRIGGERS:** Utility body must be equipped with a rear set of outriggers. Outriggers are to be manually operated.
- 4.13.13.9 BUMPER:** Heavy duty, plain treadplate with a 12" inch raised mount. Bolted to the mount will be a 6" vice with replaceable jaws. Bumpers are to be designed to accommodate outriggers. Bumperettes design not to interfere with operation of lift gate.
- 4.13.13.10 LIGHTS:** Rear brake, parking, turn signal and back-up lights are to be mounted in highest possible location and must be hi intensity LED. Utility body must have once set (2 each) of rear work lights mounted on each side of the body facing rearward. Two 4" round amber strobe lights are to be mounted above or next to brake, parking and turn signal lights. All lights must be wired to up-fitter switches located inside of the cab of the truck.
- 4.13.13.11 WELDER:** A welder is to be mounted on service body street side. Box must face forward position of service body. Welder to include a 50'feet spool of ground wire and 75'feet spool of stinger wire gauge 1-0. Unit is to come equipped with a rod holder. Welder is to have a minimum rated output of 250A AC/25V/ 100% and 250A DC/25V/ 100%. The generator output is to have minimum 10,000 watts peak, 9,000 watts continuous. Lug nuts must be provided to hook up ground & stinger to machine. Unit is to be gasoline powered. Acceptable model Miller Bobcat 250 gas; or equivalent.
- 4.13.13.12 AIR COMPRESSOR:** An air compressor is to be mounted in most forward position of service body floor. The air compressor to be plumbed as to supply air to a 75 feet hose reel located on street side of utility body. Air compressor is to be gasoline powered.
- 4.13.13.13 LUBE CONTAINER BRACKETS:** Utility body floor to contain brackets and support to accommodate 5qty, 5 gallon Jerry Can containers that will hold various fluids. Dimensions will be approximately 14"W x 7" D x 18 ¾" H.
- 4.13.13.14 ICE CHEST/WATER BRACKET:** A water cask bracket shall be installed street side of the service body.
- 4.13.13.15 SAFTEY:** All vehicles will require an audible back up alarm and amber color LED strobe lights model Grote 77353, or equal. Strobe lights are to be installed on the front grill of chassis and rear panel body. Strobes to be wired to a factory type or toggle switch inside of the cab.

4.14	ITEM	QUANTITY	DESCRIPTION
	12	1	19,501-26,000 GVW Chipper Truck

- 4.14.1 CAB:** Standard cab with running boards, tilt hood and fenders. Left and right hand cab grab handles. Doors to have armrests. Units to be factory equipped with installed OEM air conditioner, integral heater, defroster units, cab headliner, standard left and right side sun visor, standard left and right outside mirrors, West Coast type spring loaded retractable heavy duty 6" x 16" painted, split focus type (approximately 2/3 flat area, 1/3 adjustable convex) mirrors, and manufacturer's standard AM/FM radio. Heavy-duty vinyl split bench seat for driver and two passengers. Driver seat to be reclining with high back and passenger seating to be a 2 man bench type.
- 4.14.2 ENGINE:** Diesel, minimum 260 net horsepower with gear ratio to attain 65 mph +/- 2 mph at full engine governed RPM. Engines to be equipped with OEM or equal shut down control on high water temperature and low oil pressure. Electronic engine controls must have all necessary components and wiring to allow for complete operation of a power take off at a pre-determined RPM using an in-cab control (must be load sensitive). Engine will have automatic shutdown feature enabled after 5-minutes of idle time.
- 4.14.3 GVWR:** Not to exceed 26,000 lbs.
- 4.14.4 TRANSMISSION/ DRIVE:** Electronic 5 speed (minimum) automatic transmission capable of a minimum 660 lbs. torque power output.
- 4.14.5 FRAME:** Minimum 1,400,000 RBM steel. Two (2) front tow hooks installed on frame and strengthened sufficiently to lift, pull, and tow truck.
- 4.14.6 FRONT AXLE:** Minimum 8,000 lbs. equipped with hub piloted steel hubs, outboard mount type brake drums with Stemco or equal front wheel visible cap bearing oiler. Front shock absorbers to be heaviest duty available for specified axle.
- 4.14.7 REAR AXLE:** Minimum 17,000 lbs., single speeds, ratio geared to attain 65 mph +/- 2 mph, equipped with hub piloted steel hubs, out-board mount type brake drums. Stemco or equal oil rear seals.
- 4.14.8 SUSPENSION:** Equipped with manufacturer's heavy duty suspension applicable to axle ratings and overall gross vehicle weight
- 4.14.9 TIRES & WHEELS:** Wheels to be 10 hole hub piloted steel disk wheel, minimum 11R22.5 steel belted tubeless radials, minimum load range G tires. Front tires to be conventional tread. Rear dual wheel application to be on-off, self-cleaning, lug design. All wheels to be equipped with fluorescent loose lug indicators.
- 4.14.10 BRAKES:** Full air, S-cam service brakes. Front and rear Rockwell or equal, automatic slack adjusters. Minimum 13 CFM compressor, Midland Pure Air Plus Dryer Model DA33100 or equal with automatic drain valves Model KN24,000 or equal on all tanks and pull chains accessible from the side of the truck. Spring set parking brakes. All brake drums to be cast iron. Brake linings to be non-asbestos. Quick connect couplings to be located in a protected area near the front bumper. 1/2" to air tanks, female coupling 1/2" to the air valve.
- 
- 4.14.11 FUEL SYSTEM:** To be equipped with under cab minimum 45 gallon left or right hand tanks. Tank to be step type or frame type not to extend more than 20" behind cab. Fuel filtration system to include primary and secondary type fuel filters with automatic water separator. Diesel Exhaust Fluid (DEF) Gauge inside of the cab.
- 4.14.12 ELECTRICAL:** Minimum 130 amp alternator. Alternator to be equipped with a spare (unused) external type starter terminal for electronic speed control.
- 4.14.13 EXHAUST:** Muffler with horizontal exhaust tailpipe, or vertical type with turnout.
- 4.14.14 MUD FLAPS:** Mud flaps manufactured of a rubber base material are to be installed on both sides of vehicle, front and rear of rear tires. Front mud flaps to have anti-sail device. Mud flaps to be minimum one point five (1.5) pounds per square foot and plain black without identifying markings.
- 4.14.15 SEATING:** Vinyl or premium synthetic upholstery. Air-ride driver seat with a two man bench passenger seat.
- 4.14.16 SAFETY:** All vehicles will require an audible back up alarm and amber color LED strobe lights model Grote 77353, or equal. Strobe lights are to be installed on the front grill of chassis and rear panel body. Strobes to be wired to a factory type or toggle switch inside of the cab.
- 4.14.17 EXTERIOR & INTERIOR COLOR:** Each vehicle shall have a white exterior body color. Interior coloring shall be dark grey.

#### **4.14.18 TRUCK TO BE EQUIPPED WITH THE FOLLOWING ADDITIONAL EQUIPMENT:**

- 4.14.18.1** Minimum one (1) electrical and one (1) air horns.
- 4.14.18.2** Integral power steering
- 4.14.18.3** Turn indicators, front and rear, stop and tail lights.
- 4.14.18.4** Tachometer
- 4.14.18.5** Adjustable steering Column
- 4.14.18.6** Water Temperature, Oil Pressure, and volt/amp gauges
- 4.14.18.7** Air ride, adjustable driver seat; Vinyl. Driver seat to be reclining with high back,
- 4.14.18.8** Passenger seating to be 2 man bench type.
- 4.14.18.9** Power Port/ USB charging port
- 4.14.18.10** DOT reflector flare kit
- 4.14.18.11** 5 lb. Fire extinguisher mounted in cab out of operator's area.
- 4.14.18.12 Deleted**
- 4.14.18.13** Fixed interval wiper control with windshield washer.
- 4.14.18.14** Minimum four (4) factory installed up-fitter switches.

**4.14.19 MISCELLANEOUS:** Must be equipped with a bracket at the front and rear of vehicle to store safety cones. Include an LED arrow stick, Whelen TACF85LH or approved equal directing traffic left, right or both be mounted on the rear of the vehicle in line of approaching traffic from the rear. Controls shall be mounted inside of the truck cab. Four (4) white LED work lights wired to a factory type switch. The switch is to be located inside of cab. Unit must be equipped with two (2) "L" shaped locking storage boxes on both sides of the truck, mounted behind the cab of truck, under the bed for the storage of equipment.

#### **4.14.20 CHIPPER CATCH BODY/ BOX SPECIFICATIONS**

- 4.14.20.1 BODY:** Length minimum 14 ft. and width minimum of 8 feet
- 4.14.20.2 FLOOR:** Minimum 3" structural channel cross members with minimum 5" run sills. Floor to be minimum 10 gauge galvanized or proven equal. Two (2) 7" X 1/4" formed channel on rear of floor and will also be used for upright support posts. Two (2) minimum 7 gauge corner gusset plates with light pockets. One (1) 4" X 4" X 1/4" rear support tube. 12" high, minimum 12 gauge formed light box with light pockets and license plate recess.
- 4.14.20.3 SIDE PANEL:** Minimum 12 gauge galvanized, or proven equal, with 5" formed radius at top.
- 4.14.20.4 TOP PANEL:** Minimum 14 gauge galvanized, or proven equal, with latitudinal ribs with formed roof top rib vents.
- 4.14.20.5 FRONT PANEL:** Minimum 12 gauge galvanized, or proven equal, flat panel with formed seams.
- 4.14.20.6 TAILGATE:** Minimum 16 gauge, double paneled maximum 30" high with two (2) 4" long heavy duty welded hinges, minimum 3/4" hardened bolt pins and sleeves with grease zerk fittings. Must have positive close latch system, right hand swing minimum 270 degree with hold open retainer. Scissor type dumping mechanism with control inside of cab.
- 4.14.20.7 COMPARTMENTS:** Ladder box with pruner shelf inside chip box on street side with all components constructed of minimum 12 gauge galvanized, or proven equal. Flat rear access door with offset / strap hinges and ergonomic T-handle latch. Inside box dimensions are 17-1/2" wide X 26" X full body length. An L-Shaped set of tool/storage boxes are to be configured at both sides front of chipper box. The larger vertical compartment of the "L" shaped design is to be a pass through door to be equipped at front of chipper box for long item/equipment storage. Large vertical door to be at minimum 36 "H x 20" W. Small horizontal doors to be at minimum 12"H x 16"W.
- 4.14.20.8 TOW PACKAGE:** ICC underside protection is required. Minimum 6" structural channel with two (2) minimum 8" X 1/4" formed side channel welded to chassis frame at a 45 degree angle. Two (2) towing rings with 2-1/4" inside diameter, and a seven (7) pin round connector. All wires are to be harnessed in automotive type plastic loom completely enclosed. A T-60 swivel pintle tow eye will be installed.

**4.14.20.9 LIGHTING:** Seven (7) 2-1/2" Truck-Lite # 10205R, or equal side marker clearance lights. Four (4) 4" Truck-Lite # 40202R, or equal stop, tail and turn lights. Two (2) 4" Truck-Lite # 40204, or equal back up lights. One (1) Arrow # 449-00, or equal license plate light. Two (2) 2-1/2" Truck-Lite # 302004, or equal front marker clearance lights. All reflectors and lighting required for Federal, State and Local laws. Two (2) strobe lights with brush guards must be installed on both sides in the front and rear of body. These strobe lights are to be wired for key on operation (no switch control).

**4.14.21 ADDITIONAL EQUIPMENT:** Back up alarm, electric brake controller and two (2) rubber wheel chocks with holders, 8" X 7" X 10". Unit will be equipped with plain black mud flaps, and anti-sail devices where needed.

**4.14.22 PAINTING:** The body must be cleaned with a high temperature, high pressure chemical solution, and primed with a high grade automotive primer. The finish coat will be of a high quality automotive white enamel paint. The inside of the body will be treated with Coal Tar Epoxy, or equal. The underside of floor, tool boxes, and wheel wells must be under coated.

**4.14.23 HYDRALUIC CATCH BODY/ BOX DUMP:** Hoist shall be heavy duty, double lift arm hoist, Galion U850HD, Perfection 825, or proven equal, conforming to the most current National Truck Equipment Association's (N.T.E.A.) criteria for Class 50 lifting capacity. Hoist to be type V, underbody hoist, as defined in the N.T.E.A. second edition, Dump Body Hoist Chart. Fifty degree (50 degree) dump angle +/-2 degrees, with truck chassis frame tapered at rear to form a positive stop with rails of dump box (a full mating surface is required) at maximum dump angle. NO OTHER STOP IS ACCEPTABLE. Hydraulic pump to be close couple direct mount to power take off. Pump to be Chelsea DPH25, Munci D2XL27-2BPRL (minimum 19 GPM at 1,000 RPM) or equal, air controlled with feathering valve. Hydraulic system to include in-line hydraulic filter. Power take off to be Chelsea 445XSES, Muncie TG6S Powerflex or equal, with air shift controls. Pump and P.T.O. controls to be firmly mounted on vehicle dash board easily accessible from driver's position. Cable or rod operated controls are not acceptable. Units will be provided with safety limit equipment designed to stop the dump body at its maximum dump angle. Safety limit equipment to include a flexible wand type switch, Micro BZE6-2RN18-8631, and an air solenoid valve rated at not less than 125 PSI, Humphrey 062E-3-11-20-35, no exceptions. Hoist installation must provide for use of the entire cylinder stroke when reaching maximum dump angle. The only acceptable substitute to the above requirement for a flexible wand type switch and air solenoid valve will be for a system designed with an internal bypass stroke limit system, Perfection Dump Hoist Design or proven equal. Hoist assemblies with the tie rod design for cylinder construction are not acceptable.

4.15	ITEM	QUANTITY	DESCRIPTION
	13	1	35K GVW 7 Cubic Yard Dump Truck – No Pintle Hitch

**4.15.1 ENGINE:** Diesel, minimum 250 H.P., Engine will have automatic shutdown feature enabled after 5-minutes of idle time.

**4.15.2 GVWR:** Minimum 35,000 lbs.

**4.15.3 TRANSMISSION/ DRIVE:** Electronic 5 speed (minimum) automatic transmission capable of a minimum 660 lbs. torque power output.

**4.15.4 FRAME:** Minimum 1,740,000 RBM.

**4.15.5 FRONT AXLE:** Minimum 12,000 lbs., equipped with hub piloted steel hubs, out-board mount type brake drums with front wheel visible caps bearing oiler. Front shock absorbers to be heaviest duty available for specified axle.

**4.15.6 REAR AXLE:** Minimum 23,000 lbs., single speed, ratio geared to attain 65 mph +/-2 mph, equipped with hub piloted steel hubs, out-board mount type brake drums.

**4.15.7 SUSPENSION:** Equipped with manufacturer's heavy duty suspension applicable to axle ratings and overall gross vehicle weight.

**4.15.8 TIRES & WHEELS:** Wheels to be 10 hole hub piloted steel disk wheel, minimum 11R22.5 steel belted tubeless radials, minimum load range G tires. Front tires to be conventional tread. Rear dual wheel application to be on-off, self-cleaning, lug design. All wheels to be equipped with fluorescent loose lug indicators.

**4.15.9 BRAKES:** Full air, S-cam type, manufacturer's heavy duty brake shoes, spring set parking brakes. Front and rear automatic slack adjusters. Gear or belt driven compressor. Minimum 13 CFM compressor, Midland Pure Air Plus Dryer Model DA33100 or equal with automatic drain valves Model KN24000 or equal on all tanks. Spring set parking brakes on both rear axles. All brake drums to be cast iron. Quick connect couplings to be located in a protected area near the front bumper. Couplings will not be mounted to the bumper. Female coupling ½" Milton M Type or approved equal to air tanks.

**4.15.10 FUEL SYSTEM:** To be equipped with under cab minimum 65 gallon left or right hand tank. Fuel filtration system to include primary and secondary type fuel filters with automatic water separator. Diesel Exhaust Fluid (DEF) Gauge inside of cab.

**4.15.11 EXHAUST SYSTEM:** Vertical tailpipe, heat guard, and turnout, mounted to allow full utilization of specified cab-to-trunion length or horizontally mounted.

**4.15.12 UNIT TO BE EQUIPPED WITH THE FOLLOWING:**

- 4.15.12.1** Minimum one (1) electrical and one (1) air horns.
- 4.15.12.2** Integral power steering
- 4.15.12.3** Turn indicators, front and rear, stop and tail lights.
- 4.15.12.4** Tachometer
- 4.15.12.5** Adjustable steering Column
- 4.15.12.6** Water Temperature, Oil Pressure, and volt/amp gauges
- 4.15.12.7** Air ride, adjustable driver seat. Vinyl or premium synthetic upholstery. Driver seat to be reclining with high back, and passenger seating to be 2 man bench type.
- 4.15.12.8** Power Port/ USB charging port
- 4.15.12.9** DOT reflector flare kit
- 4.15.12.10** 5 lb. Fire extinguisher mounted in cab out of operator's area.
- 4.15.12.11** Electronic/ audible back up alarm
- 4.15.12.12** Fixed interval wiper control with windshield washer
- 4.15.12.13** Minimum four (4) factory installed up-fitter switches.

**4.15.13 SPECIFICATIONS HYDRAULIC DUMP: 7 CY DUMP BODY**

**4.15.13.1 STANDARD BODY CONSTRUCTION:** Body to be 10' X 7' inside and be constructed of minimum 8 gauge steel that meets the ASTM A572 Standard, having a 15 to 20 carbon content. Body shall have a 2" radius between sides and floor to provide easier and cleaner discharge of load. Sides shall be adequately side braced and rub rails be sloped dirt-free self-cleaning type. All welds shall be continuous on floor side, head seams, braces, etc., NO SKIP WELDS. Side boards to be minimum 2" x 6" x ¼" structural rectangular tubing. Long sills shall be constructed of minimum 5" I-beam with a ¼" web. Crossmembers shall be constructed of minimum 4" I-beam with a 3/16" web. Crossmembers to be on maximum 14" centers, must extend under rub rails and side post, be gusseted to body long sills and welded to long sills on all sides. Rear corner posts shall be a minimum of 12" wide and constructed of minimum 8 gauge steel which meets the above mentioned standard. Body shall have a half size cab protector. Body sub-frame to have external guides installed to guide body into proper alignment with sub-frame, to prevent side movement during travel.

**4.15.13.2 TAILGATE:** Tailgate shall be of the double-acting type, constructed with boxed type reinforcements on all sides with a basic sheet wrapped over top and under bottom with a minimum of two vertical box braces and one horizontal box brace in center, or one vertical box brace in center and two horizontal box braces. Base section must be of the sloped, dirt-free self-cleaning type. Upper tailgate hardware to be minimum 7/8" thick, flame cut steel. Tailgate locks must be easy to manipulate and provide firm locking. Tailgate spreader chains to be attached directly under upper tailgate crossmember and configured to allow multiple positioning of tailgate to include horizontal. All welds to be continuous, no spot or skip welding.

**4.15.13.3 PIVOTS & PINS:** All pivots shall be equipped with grease fittings.

- 4.15.13.3.1** Rear Hinge Pins - Minimum 2" O.D.
- 4.15.13.3.2** Upper Tailgate Pins - Minimum 1" O.D.
- 4.15.13.3.3** Lower Tailgate Pins - Minimum 1-1/4" O.D.

- 4.15.13.4 HYDRAULICS:** Hoist shall be heavy duty, double lift arm hoist, Galion U850HD, Perfection 825, or proven equal, conforming to the most current National Truck Equipment Association's (N.T.E.A.) criteria for Class 50 lifting capacity. Hoist to be type V, underbody hoist, as defined in the N.T.E.A. second edition, Dump Body Hoist Chart. Fifty degree (50 degree) dump angle +/- 2 degrees, with truck chassis frame tapered at rear to form a positive stop with rails of dump box (a full mating surface is required) at maximum dump angle. NO OTHER STOP IS ACCEPTABLE. Hydraulic pump to be close couple direct mount to power take off. Pump to be Chelsea DPH25, Munci D2XL27-2BPRL (minimum 19 GPM at 1,000 RPM) or equal, air controlled with feathering valve. Hydraulic system to include in-line hydraulic filter. Power take off to be Chelsea 445XSES, Muncie TG6S Powerflex or equal, with air shift controls. Pump and P.T.O. controls to be firmly mounted on vehicle dash board easily accessible from driver's position. Cable or rod operated controls are not acceptable. Units will be provided with safety limit equipment designed to stop the dump body at its maximum dump angle. Safety limit equipment to include a flexible wand type switch, Micro BZE6-2RN18-8631, and an air solenoid valve rated at not less than 125 PSI, Humphrey 062E-3-11-20-35, no exceptions. Hoist installation must provide for use of the entire cylinder stroke when reaching maximum dump angle. The only acceptable substitute to the above requirement for a flexible wand type switch and air solenoid valve will be for a system designed with an internal bypass stroke limit system, Perfection Dump Hoist Design or proven equal. Hoist assemblies with the tie rod design for cylinder construction are not acceptable.
- 4.15.13.5 OTHER EQUIPMENT:** All necessary clearance lights, marker lights, reflectors, mud flaps and mechanical back up alarm to be included must meet State Inspection requirement.
- 4.15.13.6 TARP SYSTEM:** Electric tarp from front to rear of bed with manual override. Heavy duty tarp is to cover entire length of trailer cargo space to prevent loose debris from falling out during transport. Tarp controls to be installed inside of cab.
- 4.15.13.7 WORK QUALITY:** Bodies with inferior welds (i.e., pin holes and non-penetrating welds) will not be accepted. Welds on sub-frames or body components will be such as not to interfere with any other frame or body component. All components are to be new (overhauled items are NOT acceptable).

4.16	ITEM	QUANTITY	DESCRIPTION
------	------	----------	-------------

	14	1	35K GVW 7 Cubic Yard Dump Truck – With Pintle Hitch
--	----	---	---

**4.16.1 ENGINE:** Diesel, minimum 250 H.P., 660 ft. lb. of torque at manufacturers recommended RPM, engine will have automatic shutdown feature enabled after 5-minutes of idle time.

**4.16.2 GVWR:** Minimum 35,000 lbs.

**4.16.3 TRANSMISSION/ DRIVE:** Electronic 5 speed (minimum) automatic transmission capable of a minimum 660 lbs. torque power output.

**4.16.4 FRAME:** Minimum 1,740,000 RBM.

**4.16.5 FRONT AXLE:** Minimum 12,000 lbs., equipped with hub piloted steel hubs, out-board mount type brake drums with front wheel visible caps bearing oiler. Front shock absorbers to be heaviest duty available for specified axle.

**4.16.6 REAR AXLE:** Minimum 23,000 lbs., single speed, ratio geared to attain 65 mph +/-2 mph, equipped with hub piloted steel hubs, out-board mount type brake drums.

**4.16.7 SUSPENSION:** Equipped with manufacturer's heavy duty suspension applicable to axle ratings and overall gross vehicle weight.

**4.16.8 TIRES & WHEELS:** Wheels to be 10 hole hub piloted steel disk wheel, minimum 11R22.5 steel belted tubeless radials, minimum load range G tires. Front tires to be conventional tread. Rear dual wheel application to be on-off, self-cleaning, lug design. All wheels to be equipped with fluorescent loose lug indicators.

**4.16.9 BRAKES:** Full air, S-cam type, manufacturer's heavy duty brake shoes, spring set parking brakes. Front and rear automatic slack adjusters. Gear or belt driven compressor. Minimum 13 CFM compressor, Midland Pure Air Plus

Dryer Model DA33100 or equal with automatic drain valves Model KN24000 or equal on all tanks. Spring set parking brakes on both rear axles. All brake drums to be cast iron. Quick connect couplings to be located in a protected area near the front bumper. Couplings will not be mounted to the bumper. Female coupling ½" Milton M Type or approved equal to air tanks.

**4.16.10 FUEL SYSTEM:** To be equipped with under cab minimum 65 gallon left or right hand tank. Fuel filtration system to include primary and secondary type fuel filters with automatic water separator. Diesel Exhaust Fluid (DEF) Gauge inside of cab.

**4.16.11 EXHAUST SYSTEM:** Vertical tailpipe, heat guard, and turnout, mounted to allow full utilization of specified cab-to-trunion length or horizontally mounted.

**4.16.12 TOW PACKAGE:** 49,000 lb. swivel type pintle hook mounted 33 ½ inches from ground to center of pintle hook, 7 pin trailer electrical connection and glad hands compatible with ABS air brakes. Pintle hook, glad hands/air and electrical connections will be located in a protected area that will not interfere with or be damaged by the operation of the dump body or objects being dumped. D-rings are to be equipped on both sides of the hitch.

**4.16.13 UNIT TO BE EQUIPPED WITH THE FOLLOWING:**

- 4.16.13.1** Minimum one (1) electrical and one (1) air horns.
- 4.16.13.2** Integral power steering
- 4.16.13.3** Turn indicators, front and rear, stop and tail lights.
- 4.16.13.4** Tachometer
- 4.16.13.5** Adjustable steering Column
- 4.16.13.6** Water Temperature, Oil Pressure, and volt/amp gauges
- 4.16.13.7** Air ride, adjustable driver seat. Vinyl or premium synthetic upholstery. Driver seat to be reclining with high back, and passenger seating to be 2 man bench type.
- 4.16.13.8** Power Port/ USB charging port
- 4.16.13.9** DOT reflector flare kit
- 4.16.13.10** 5 lb. Fire extinguisher mounted in cab out of operator's area.
- 4.16.13.11** All vehicles will require an audible back up alarm and amber color LED strobe lights model Grote 77353, or equal. Strobe lights are to be installed in all four corners (front grill and rear of dump body) of truck front grill of chassis and rear panel body. Strobes to be wired to a factory type or toggle switch inside of the cab.
- 4.16.13.12** Fixed interval wiper control with windshield washer
- 4.16.13.13** Minimum four (4) factory installed up-fitter switches.

**4.16.14 SPECIFICATIONS HYDRAULIC DUMP: 7 CY DUMP BODY**

**4.16.15 STANDARD BODY CONSTRUCTION:** Body to be 10' X 7' inside and be constructed of minimum 8 gauge steel that meets the ASTM A572 Standard, having a 15 to 20 carbon content. Body shall have a 2" radius between sides and floor to provide easier and cleaner discharge of load. Sides shall be adequately side braced and rub rails be sloped dirt-free self-cleaning type. All welds shall be continuous on floor side, head seams, braces, etc., NO SKIP WELDS. Side boards to be minimum 2" x 6" x ¼" structural rectangular tubing. Long sills shall be constructed of minimum 5" I-beam with a ¼" web. Crossmembers shall be constructed of minimum 4" I-beam with a 3/16" web. Crossmembers to be on maximum 14" centers, must extend under rub rails and side post, be gusseted to body long sills and welded to long sills on all sides. Rear corner posts shall be a minimum of 12" wide and constructed of minimum 8 gauge steel which meets the above mentioned standard. Body shall have a half size cab protector. Body sub-frame to have external guides installed to guide body into proper alignment with sub-frame, to prevent side movement during travel.

**4.16.16 TAILGATE:** Tailgate shall be of the double-acting type, constructed with boxed type reinforcements on all sides with a basic sheet wrapped over top and under bottom with a minimum of two vertical box braces and one horizontal box brace in center, or one vertical box brace in center and two horizontal box braces. Base section must be of the sloped, dirt-free self-cleaning type. Upper tailgate hardware to be minimum 7/8" thick, flame cut steel. Tailgate locks must be easy to manipulate and provide firm locking. Tailgate spreader chains to be attached directly under upper tailgate crossmember and configured to allow multiple positioning of tailgate to include horizontal. All welds to be continuous, no spot or skip welding

**4.16.17 PIVOTS & PINS:** All pivots shall be equipped with grease fittings.

- 4.16.17.1** Rear Hinge Pins - Minimum 2" O.D.



- 4.16.17.2** Upper Tailgate Pins - Minimum 1" O.D.  
**4.16.17.3** Lower Tailgate Pins - Minimum 1-1/4" O.D.

**4.16.18 HYDRAULICS:** Hoist shall be heavy duty, double lift arm hoist, Galion U850HD, Perfection 825, or proven equal, conforming to the most current National Truck Equipment Association's (N.T.E.A.) criteria for Class 50 lifting capacity. Hoist to be type V, underbody hoist, as defined in the N.T.E.A. second edition, Dump Body Hoist Chart. Fifty degree (50 degree) dump angle +/- 2 degrees, with truck chassis frame tapered at rear to form a positive stop with rails of dump box (a full mating surface is required) at maximum dump angle. NO OTHER STOP IS ACCEPTABLE. Hydraulic pump to be close couple direct mount to power take off. Pump to be Chelsea DPH25, Munci D2XL27-2BPRL (minimum 19 GPM at 1,000 RPM) or equal, air controlled with feathering valve. Hydraulic system to include in-line hydraulic filter. Power take off to be Chelsea 445XSES, Muncie TG6S Powerflex or equal, with air shift controls. Pump and P.T.O. controls to be firmly mounted on vehicle dash board easily accessible from driver's position. Cable or rod operated controls are not acceptable. Units will be provided with safety limit equipment designed to stop the dump body at its maximum dump angle. Safety limit equipment to include a flexible wand type switch, Micro BZE6-2RN18-8631, and an air solenoid valve rated at not less than 125 PSI, Humphrey 062E-3-11-20-35, no exceptions. Hoist installation must provide for use of the entire cylinder stroke when reaching maximum dump angle. The only acceptable substitute to the above requirement for a flexible wand type switch and air solenoid valve will be for a system designed with an internal bypass stroke limit system, Perfection Dump Hoist Design or proven equal. Hoist assemblies with the tie rod design for cylinder construction are not acceptable.

**4.16.19 OTHER EQUIPMENT:** All necessary clearance lights, marker lights, reflectors, mud flaps and mechanical back up alarm to be included must meet State Inspection requirement.

**4.16.20 TARP SYSTEM:** Electric tarp from front to rear of bed with manual override. Heavy duty tarp is to cover entire length of trailer cargo space to prevent loose debris from falling out during transport. Tarp controls to be installed inside of cab.

**4.16.21 WORK QUALITY:** Bodies with inferior welds (i.e., pin holes and non-penetrating welds) will not be accepted. Welds on sub-frames or body components will be such as not to interfere with any other frame or body component. All components are to be new (overhauled items are NOT acceptable).

4.17	ITEM	QUNATITY	DESCRIPTION
	15	13	52K GVW 12 Cubic Yard Dump Truck

**4.17.1 ENGINE:** Diesel, Minimum 12 liter water cooled, minimum 345 net horsepower rated at not more than 1800 RPM. Engine will have automatic shutdown feature enabled after 5-minutes of idle time.

**4.17.2 GVWR:** Minimum 52,000 lbs.

**4.17.3 TRANSMISSION/ DRIVE:** Eaton Fuller Manual; or proven equal. Minimum 10 speed. Transmission must be capable of 1,350 ft. lb. of gross torque output at/ between 1,100 and 1,300 RPM.

**4.17.4 FRAME:** Minimum 2,000,000 RBM.

**4.17.5 FRONT AXLE:** Minimum 12,000 lbs. capacity with 12,000 lbs. spring capacity.

**4.17.6 REAR AXLE:** Minimum 40,000 lbs. capacity with 40,000 lbs. spring capacity, equipped with hub piloted steel hubs, outboard mount type brake drums. Rear axle equipped with heavy duty springs plus auxiliary springs. Stemco or equal rear oil seals. Gear ratio will be determined by the best start ability and grade ability. Unit shall be equipped with a full locking differential.

**4.17.7 SUSPENSION:** Equipped with manufacturer's heavy duty walking beam suspension applicable to axle ratings and overall gross vehicle weight

**4.17.8 TIRES & WHEELS:** 6 x 4 design. Wheels to be 10 hole hub piloted steel disk wheel, minimum 11R 22.5, steel belted tubeless radials, minimum load range G tires, on/off highway tread design. Front wheels to be highway tread design. Rear dual wheel application to be on-off, self-cleaning, lug design. All wheels to be equipped with fluorescent loose lug indicators.



**4.17.9 BRAKES:** Full air, S-cam type, manufacture's heavy duty brake shoes, spring set parking brakes. Front and rear automatic slack adjusters. Minimum 13 CFM compressor, Midland Pure Air Plus Dryer Model DA33100 or equal with automatic drain valves Model KN24000 or equal on all tanks. Spring set parking brakes on both rear axles. Quick connect couplings to be located in a protected area near the front bumper. Couplings will not be mounted to the bumper. Female coupling ½" Milton M Type or approved equal to air tanks. Equipped with glad-hands suitable for ABS brakes.

**4.17.10 FUEL SYSTEM:** Single left or right hand tank mounted under cab or dual left and right hand step tanks mounted under cab. Minimum total fuel capacity to be 70 gallons. Minimum 3 gallon DEF tank to be equipped. Fuel filtration to include primary and secondary filtering systems. Fuel filtration to be combination primary filter, automatic water separator.

**4.17.11 EXHAUST SYSTEM:** Vertical tailpipe, heat guard, and turnout, mounted to allow full utilization of specified cab-to-trunion length.

**4.17.12 ELECTRICAL:** Units to be equipped with three (3) minimum 12-volt, heavy duty batteries (total 1800 CCA). Minimum 130 amp alternator.

**4.17.13 UNIT TO BE EQUIPPED WITH THE FOLLOWING:**

- 4.17.13.1** Minimum one (1) electrical and one (1) air horns.
- 4.17.13.2** Integral power steering
- 4.17.13.3** Turn indicators, front and rear, stop and tail lights.
- 4.17.13.4** Diesel Exhaust Fluid (DEF) gauge in cab.
- 4.17.13.5** Tachometer
- 4.17.13.6** Water Temperature, Oil Pressure, and volt/amp gauges
- 4.17.13.7** Air ride, adjustable driver seat. Bench passenger seating for 2
- 4.17.13.8** Adjustable steering column
- 4.17.13.9** Power Port/ USB charging port
- 4.17.13.10** DOT reflectors flare kit
- 4.17.13.11** 5 lb. Fire extinguisher mounted in cab out of operator's area.
- 4.17.13.12** All vehicles will require an audible back up alarm and amber color LED strobe lights model Grote 77353, or equal. Strobe lights are to be installed in all four corners (front grill and rear of dump body) of truck front grill of chassis and rear panel body. Strobes to be wired to a factory type or toggle switch inside of the cab.
- 4.17.13.13** Fixed interval wiper control with windshield washer
- 4.17.13.14** Minimum four (4) factory installed up-fitter switches.

**4.17.14 TOW PACKAGE:** 49,000 lb. swivel type pintle hook mounted 33 ½ inches from ground to center of pintle hook, 7 pin trailer electrical connection and glad hands compatible with ABS air brakes. Pintle hook, air and electrical connections will be located in a protected area that will not interfere with or be damaged by the operation of the dump body or objects being dumped. D-rings are to be equipped on both sides of the hitch.

**4.17.15 SPECIFICATIONS HYDRAULIC DUMP: 12 CY DUMP BODY**

**4.17.16 BODY CONSTRUCTION:** Body must be 14' x 7' inside and be constructed of minimum seven (7) gauge steel which meets the ASTM A1011 High Tensile Standard. Body must have a diagonal slope between sides and floor to provide cleaner discharge of load. Sides must be adequately side braced and rub rails be sloped dirt-free type. Floor to be constructed of minimum ¼" AR-400 steel. All welds must be continuous on floor seams, braces, etc., NO SKIP WELDS. Side boards of channel steel minimum 2.60" x 10" x .240" to be installed to present a smooth face on inside of body. Body height to be a minimum 40", 7 gauge steel. Long sills must be constructed of 7" structural I-beam or channel (minimum). Crossmembers must be constructed of 4", 7.7 lbs. per foot structural I-beam or channel (minimum). Under structure must include standard front and rear 4" structural I-beams or channel and intermediate crossmembers maximum on 12" centers evenly spaced from front to rear. Rear corner posts must be a minimum of 10" wide and constructed of seven (7) gauge steel which meets the above mentioned standard. Body must have half size cab protector. Body sub-frame to have external guides installed to guide body into proper alignment with sub-frame and to prevent side movement during travel. Bottom end of body floor shall incorporate a material chute which shall be constructed of ¼" steel.

**4.17.17 TAILGATE:** Tailgate must be of the double-acting type, constructed with boxed type reinforcements on all sides with a basic sheet wrapped over top and under bottom with a minimum of two vertical box braces and one horizontal box brace in center, or one vertical box brace in center and two horizontal box braces. Base section

must be of the sloped, dirt-free type. Upper tailgate hardware 1" (minimum) thick flame cut steel. Tailgate latch 5/8" (minimum) thick flame cut steel.

**4.17.18 PIVOTS & PINS:** All pivots must be equipped with grease fittings. Rear hinge pins 2" O.D. minimum, upper tailgate pin 1" O.D. minimum. Lower tailgate pin 2" O.D. minimum.

**4.17.19 HYDRAULICS:** Hoist must be a class 110 minimum, full sub-frame type head mount telescopic hoist which conforms to National Truck Equipment Association (NTEA), Hydraulic Hoist and Dump Body Classification Chart. Fifty degree (50 degree) dump angle +/-2 degrees, with truck chassis frame tapered at rear to form a positive stop with rails of dump box at maximum dump angle. A full mating surface is required. Hydraulic pump to be close couple direct mount to power take off. Pump to be minimum 25 GPM at 1,000 RPM with feathering valve. Hydraulic system to include in-line hydraulic filter. Transmission Power Take Off (P.T.O.) to be Chelsea 276 or Muncie CS series (or equal) with air shift controls. Pump and P.T.O. controls to be firmly mounted in cab where it is easily accessible from driver's position. Cable or rod operated controls are not acceptable. Unit will be provided with safety limit equipment designed to stop the dump body at its maximum dump angle. Safety limit equipment to include a flexible wand type switch, and an air solenoid valve rated at not less than 125 PSI. Hoist installation must provide for use of the entire cylinder stroke when reaching maximum dump angle. Controls must include capability of hoisting, holding or lowering body.

**4.17.20 OTHER EQUIPMENT:** All necessary clearance lights, marker lights, reflectors, mud flaps and mechanical back up alarm to be included must meet State Inspection requirement. Four High intensity strobe lights to be installed, two (2) in or near, the front grill and two (2) flush mounted near the top of the rear tailgates. All strobe lights, front and rear, will operate whenever ignition switch is on.

**4.17.21 TARP SYSTEM:** Electric tarp from front to rear of bed with manual override. Heavy duty tarp is to cover entire length of trailer cargo space to prevent loose debris from falling out during transport. Tarp controls to be installed inside of cab.

**4.17.22 SAFETY:** Equipped with driver and passenger seatbelts, amber colored strobe lights to be installed in all four corners (front grill and rear of dump body) of truck. All strobes to be wired to a factory type switch located in cab.

4.18	ITEM	QUANTITY	DESCRIPTION
	16	1	1 Ton Regular Cab DRW 4x4 Welder & Compressor Truck

**4.18.1 ENGINE:** Minimum 6 cylinder capable to deliver a minimum 350 HP.

**4.18.2 GVWR:** Between 10,001 and 14,000 lbs.

**4.18.3 TRANSMISSION/ DRIVE:** Automatic transmission with overdrive; 5 speed minimum. 4X4 Drive train - Two speed transfer case with electronic shift control.

**4.18.4 SUSPENSION:** Heaviest Duty available to include heavy duty shock absorbers and independent struts with stabilization.

**4.18.5 BRAKES:** Equipped with 4-wheel braking system, and front vented discs minimum.

**4.18.6 DIMENSIONS:** Regular cab configuration; 60 inch cab to axle.

**4.18.7 WHEELBASE:** Wheelbase to be a minimum 135 inches

**4.18.8 WHEELS & TIRES:** Dual rear wheel design. Tires to meet or exceed minimum gross vehicle weight rating of vehicle, all season tread design.

**4.18.9 FUEL SYSTEM:** Minimum 30 gallon tank capacity and to be certified to run on 87 Octane Gasoline.

**4.18.10 RUNNING BOARDS:** Unit to be equipped with driver and passenger step/running boards.

**4.18.11 MIRRORS:** OEM standard type inside. Power mirrors outside, left and right, collapsible, below eye level type. Recreational swing or telescoping type. Largest size available in model offered. Remote controlled from driver.

**4.18.12 TOW PACKAGE:** Unit shall have an ICC bumper that is flush mounted with the end of the platform bed. Unit shall have a combination ball hitch/pintle hook with a minimum capacity of 17,000 lbs. Hitch shall have a black powder coat finish. Hitch will have a 7 Way flat pin/blade vehicle connector. Equipped with electric brake controller. Receiver type hitch is acceptable.

**4.18.13 WELDER BODY SPECIFICATIONS:**

**4.18.13.1 BED:** Welding bed to be assembled and installed on vehicle including wiring. Bed must fit a 1 ton regular cab 60" cab to axle and be an all steel frame construction.

**4.18.13.2 RAILS:** 4" steel channel frame rails

**4.18.13.3 CROSS MEMBERS:** 3" steel roll formed 3/16 inch cross members.

**4.18.13.4 DECK:** 1/8" steel tread plate deck

**4.18.13.5 HEADACHE RACK:** Steel tubing headache rack with round easy view of window grill.

**4.18.13.6 SIDE SKIRT & FENDERS:** Full length side skirt with rolled fenders

**4.18.13.7 RUB RAILS:** Side rub rails with stake pockets.

**4.18.13.8 SIDE RAILS:** Removable 4" tall side rails.

**4.18.13.9 TOOL BOXES:** Two lockable, under bed- one per each side, plush front mounted tool boxes with paddle handle rotary latches, and two paddle handle , one per each side, rotary latched top mounted tool boxes on both sides of welder bed towards the cab. Under bed toolboxes to be a minimum 20" W x 16" H x 20" D. Top side toolboxes to be a minimum 33"W x 20"H x 20"D.

**4.18.13.10 REAR SKIRT:** Full length rear skirt bumper with ICC hitch.

**4.18.13.11 VICE & VICE MOUNT:** Removable 8-inch vice. Vise mount mounted on rear passenger corner of bed to be provided.

**4.18.13.12 OXYGEN BOTTLE HOLDER:** Two bottle holders with protective covers to be provided. Holder shall be installed horizontally in front of bed behind the cab. One hose reel to be equipped for tank on passenger side.

**4.18.13.13 ACETYLENE BOTTLE HOLDER:** One large bottle vertical holder with protective cover to be provided. Holder shall accommodate a large size Acetylene bottle.

**4.18.13.14 WELDING/ GENERATOR MOUNT:** A factory standard recessed mount located behind the Oxygen Bottle holder for a welder/generator being provided.

**4.18.13.15 COMPRESSOR MOUNT:** Compressor to be mounted in front of the welder/generator.

**4.18.13.16 REELS STANDS:** Two additional upright reel stands are to be equipped alongside the Oxygen/ Acetylene hose reel. One reel stand to be utilized as the ground lead cable and the other reel stand is to be utilized as the positive lead cable to be used for welding.

**4.18.13.17 LIGHT PACKAGE:** Top/turn/tail lights are mounted in rear corner posts and rear clearance lights with all around safety reflectors included. All lights are rubber mounted, shock resistant and feature one-piece sealed wiring harness.

**4.18.13.18 BODY PREPARATION:** Primed with high quality primer; painted black.

**4.18.13.19 MUDDLAPS:** Unit to be equipped with black, no logo/ no manufacture name mudflaps.

**4.18.13.20 SAFETY:** All vehicles will require an audible back up alarm and amber color LED strobe lights model Grote 77353, or equal. Strobe lights are to be installed on the front grill of chassis and rear panel body. Strobes to be wired to a factory type or toggle switch inside of the cab.

**4.18.13.21 WELDING/ GENERATOR SPECIFICATIONS:**

**4.18.13.22 RATED OUTPUT:** 250A / 30V / 100% and 300A / 32V / 60%

**4.18.13.23 OUTPUT RANGE:** Minimum 50-390A DC

**4.18.13.24 GENERATOR OUTPUT:** Minimum 3,000 watts

**4.18.13.25 ENGINE:** Diesel minimum 7 gallons, EPA Tier 4

**4.18.13.26 HP & SPEED:** 24.7 Horsepower @ 1,800.

**4.18.13.27 CYLINDERS:** Minimum 3

**4.18.13.28 DIMENSIONS:** Minimum 37"H x 24"W x 62"D

**4.18.23.29 NEW WEIGHT:** Not to exceed 1,500 lbs.

**4.18.13.30 PROCESSES:** Unit to be capable of the following processes: Stick, TIG, MIG, (CV wire welding with wire feed module), Flux-Cored (CV wire welding with wire feed module), and Gouging

**4.18.14 COMPRESSOR SPECIFICATIONS:**

**4.18.14.1 PRESSURE RATING:** Minimum 175 psi

**4.18.14.2 FREE AIR FLOW:** 24 CFM @ maximum pressure

**4.18.14.3 FUEL:** Minimum 8 gallons; Gasoline.

**4.18.14.4 ENGINE HORSEPOWER:** Minimum 12.5HP

**4.18.14.5 VOLTAGE:** 12 Volts or better

**4.18.14.6 SPEED:** 1500 RPM or better

**4.18.14.7 DIMENSIONS:**

**4.18.14.7.1** Length to be no more than 45" inches.

**4.18.14.7.2** Width to be no more than 25" inches

**4.18.14.7.3** Height to be no more than 50" inches

**4.18.14.8 TANK CAPACITY:** Minimum 30 gallons

**4.18.14.9 HOSE:** A 75ft hose to come equipped with compressor. Hose to be mounted on a manual retractable hose reel.

4.19	ITEM	QUANTITY	DESCRIPTION
	17	6	52K GVW Conventional Tractor Truck
4.19.1	<b>ENGINE:</b> Diesel, minimum 12 Liter, 470 net horsepower rated at manufacturers recommended RPM, Engine will have automatic shutdown feature enabled after 5-minutes of idle time.		
4.19.2	<b>GVWR:</b> Minimum 52,000 lbs.		
4.19.3	<b>TRANSMISSION/ DRIVE:</b> Manual transmission; Eaton Fuller or proven equal. 10 Speed Transmission must be capable of minimum 1,000 ft. lb. of gross torque output at/ between 1100 and 1300 RPM.		
4.19.4	<b>FRONT AXLE:</b> Minimum 12,000 lbs. capacity with 12,000 lbs. spring with Stemco or proven equal front wheel bearing oiler or maintenance free axle approved. To include heavy duty front shocks		

- 4.19.5 REAR AXLE:** Tandem axle configuration- 6x4 design. Single speed tandem drive, minimum 40,000 lbs. capacity. Gear ratio installed must be capable of 70 +/- 2 mph geared road speed at full engine governed RPM. Driver controlled differential locks on both rear axles.
- 4.19.6 SUSPENSION:** Equipped with manufacturer's heavy duty spring suspension applicable to axle ratings and overall gross vehicle weight
- 4.19.7 TIRES & WHEELS:** Wheels to be 10 hole hub piloted steel disk wheel, minimum 11R-22.5, steel belted tubeless radials, minimum load range G tires, on/off highway tread design. Front wheels to be highway tread design. Rear dual wheel application to be on-off, self-cleaning, lug design. All wheels to be equipped with fluorescent loose lug indicators.
- 4.19.8 BRAKES:** Full air, S-cam type, manufacture's heavy duty brake shoes, spring set parking brakes. Unit must be equipped with a 2 Stage "J" Brake. Front and rear automatic slack adjusters. Minimum 13 CFM compressor, Midland Pure Air Plus Dryer Model DA33100 or equal with automatic drain valves Model KN24000 or equal on all tanks. Spring set parking brakes on both rear axles. Quick connect couplings to be located in a protected area near the front bumper. Couplings will not be mounted to the bumper. Equipped with glad-hands suitable for ABS brakes. Female coupling ½" Milton M Type or approved equal to air tanks.
- 4.19.9 STEERING:** Integral power steering
- 4.19.10 FUEL SYSTEM:** Single left or right hand metal tank mounted under cab or dual left and right hand step tanks mounted under cab. Minimum to fuel capacity to be 70 gallons. Fuel filtration to include primary and secondary filtering systems with automatic water separator. Diesel Exhaust Fluid (DEF) tank and gauge to be equipped if applicable.
- 4.19.11 EXHAUST SYSTEM:** Vertical tailpipe, heat guard, and turn out, mounted to allow full utilization of specified cab-to-trunion length
- 4.19.12 ELECTRICAL:** Units to be equipped with three (3) minimum 12-volt, heavy duty batteries (total 2100 CCA).
- 4.19.13 CAB:** Air suspension cab with, tilt hood, left and right hand cab grab handles, and manufacturer's standard AM/FM radio. Convex mirrors installed on both front fenders to provide view of obstacles on right side of truck from front bumper to rear wheels. Driver seat to be air ride, high back bucket type. Passenger seating to be bench seat. Seat belt will be safety orange (seat belt cover not acceptable).
- 4.19.14 TOW HOOKS:** Two front tow hooks installed on frame and strengthened sufficiently to lift, pull, and tow truck without damaging bumper or other body parts. A wire rope, minimum 1" inch in diameter, shall be provided and fastened to both tow hooks to attach tow equipment.
- 4.19.15 CLUTCH:** Minimum 15.5", 2 plate, heavy duty ceramic faced. Release bearing to have an extension hose.
- 
- 4.19.16 ACCESSORIES:** Tractor air brake system and 7-line trailer connector. Two (2) high intensity strobe lights to be installed, two (2) in the front. All strobe lights will operate automatically whenever ignition switch is on, and also from OEM dash mounted toggle switch with no key in ignition. A catwalk and access steps constructed of expanded metal grating or perforated metal to provide a non-slip surface. Aluminum will be acceptable unfinished. Provided and installed between the truck frame rails behind the cab and to extend all the way to the fifth wheel slide, to provide the operator a place to stand while making hydraulic, electrical, and pneumatic connections. Catwalk will be mounted as to not contact trailer while traversing uneven terrain. Vehicle shall have full coverage split rear steel fenders covering all wheels as to not contact trailer. Battery disconnect switch will be installed in cab. Prior to delivery of unit to the City, vendor will reach out to end user department and identify the necessary connections for the trailer being utilized.
- 4.19.17 FIFTH WHEEL:** Unit to be a non-tilt convertible fifth wheel design Holland FW 35, 36" air slide or proven equal. Fifth wheel to extend above rear fenders as to not cause trailer contacting fender under operations in uneven terrain.
- 4.19.18 WET KIT:** A truck mounted wet kit will be provided and installed to pull a Warren WRDT-2424-2-SS dump trailer; kit to also include in-cab controls. A hot shift PTO mounted and a direct mount pump will be installed on the truck transmission which produces 50-90% of engine RPM. A metal hydraulic reservoir to be mounted behind cab and be a minimum of 70 gallon capacity. Hydraulic controls to be mounted inside truck cab readily accessible to the

driver. All valves and fittings required to make wet kit and trailer completely operational to include one female quick coupler and one make quick coupler. Wet kit to be filled to capacity with SAE 10 Hydraulic oil.

**4.19.19 SAFTEY:** All vehicles will require an audible back up alarm and amber color LED strobe lights model Grote 77353, or equal. Strobe lights are to be installed in the front grill. Strobes to be wired to a factory type or toggle switch inside of the cab.

4.20	ITEM	QUANTITY	DESCRIPTION
	18	1	60K GVWR 5th Wheel Tractor Truck

**4.20.1 ENGINE:** Diesel, minimum 500 net horsepower. Engine will have automatic shutdown feature enabled after 5-minutes of idle time.

**4.20.2 ELECTRICAL:** Units to be equipped with three (3) minimum 12-volt, heavy duty batteries (total 2100 CCA).

**4.20.3 TRANSMISSION/ DRIVE:** Manual transmission; Eaton Fuller or proven equal. rated at manufacturers recommended RPM, producing a minimum of 1850 ft. lb. of gross torque and should be at +/- 70% of engine ground RMP. Nominal torque rise minimum 25%, with viscous or electromagnetic fan clutch. Road speed electronically governed to 70 MPH + / - 2 MPH. 18 Speed minimum.

**4.20.4 FRAME:** Full depth, high performance, minimum 3,000,000 RBM

**4.20.5 CLUTCH:** Minimum 15.5", 2 plate, heavy duty ceramic faced. Release bearing to have Zerk extension hose

**4.20.6 FRONT AXLE:** Minimum 20,000 lbs. capacity with 20,000 lbs. spring with Stemco or proven equal front wheel bearing oiler or maintenance free axle approved. To include heavy duty front shocks.

**4.20.7 REAR AXLE:** Tandem axle configuration- 6x4 design. Single speed tandem drive, minimum 40,000 lbs. capacity to be Rockwell RT 46-160 or equal. Gear ratio installed must be capable of 65 +/- 2 mph geared road speed at full engine governed RPM. Driver controlled differential locks on both rear axles.

**4.20.8 SUSPENSION:** Minimum 46,000 lbs. capacity.

**4.20.9 TIRES & WHEELS:** Front wheels to be 10 hole hub piloted , 22.5X 9" steel disk wheels, minimum 315/80R 22.5, steel belted tubeless radials, rated 10,000 lbs. each. Front wheels to be highway tread design. Real dual wheel application to be 11R22.5 self-cleaning, lug design. All wheels to be equipped with fluorescent loose lug indicators.

**4.20.10 BRAKES:** Full air, S-cam type, manufacturer's heavy duty brake shoes, spring set parking brakes. Front and rear Rockwell or equal, automatic slack adjusters. Minimum 13 CFM compressor, Midland Pure Air Plus Dryer Model DA33100 or equal with automatic drain valves Model KN24000 or equal on all tanks. Spring set parking brakes on both rear axles. All brake drums to be cast iron. Brake linings to be non-asbestos. Quick connect couplings to be located in a protected area near the front bumper. Couplings will not be mounted to the bumper. Female coupling ½" Milton M Type or approved equal to air tanks.

**4.20.11 FUEL SYSTEM:** Single left or right hand steel tank mounted under cab or dual left and right hand step tanks mounted under cab. Minimum total fuel capacity to be 100 gallons. Fuel filtration to include primary and secondary filtering systems with automatic water separator. Diesel Exhaust Fluid (DEF) tank to be equipped, if applicable.

**4.20.12 COLOR:** OEM white

**4.20.13 HOOD:** Tilt hood type.

**4.20.14 EXHAUST SYSTEM:** Muffler, vertical tailpipe, heat guard, and rain cap or turnout.

**4.20.15 COOLANT SYSTEM:** Largest capacity radiator available.

**4.20.16 ACCESSORIES:** Tractor air brake system and 7-line trailer connector. Two (2) high intensity strobe lights (Whelen TIR-6, P/N 01-0663507A33B, Super LED, 500 Series Directional Warning Light or proven equal) to be

installed, tow (2) in the front. All strobe lights will operate automatically whenever ignition switch is on, and also from OEM dash mounted toggle switch with no key in ignition. A catwalk and access steps constructed of expanded metal grating or perforated metal to provide a non-slip surface. Material finish will be in black color. Aluminum will be acceptable unfinished. Provided and installed between the truck frame rails behind the cab and to extend all the way to the fifth wheel slide, to provide the operator a place to stand while making hydraulic, electrical, and pneumatic connections. Catwalk will be mounted as to not contact trailer while traversing uneven terrain. Vehicle shall have full coverage split rear steel fenders covering all wheels as to not contact trailer. An 8" convex mirror to be installed below the door mirror on both sides and fender mirrors to be installed on the right and left front fenders.

**4.20.17 FIFTH WHEEL:** Holland FW-8-7401G4L06 "32" air slide (or proven equal). Fifth wheel to extend above rear fenders as to not cause trailer contacting fender under operations in uneven terrain.

**4.20.18 HEADER RACK:** To hold ½ inch chains and booms with full expanded metal coverage; material to be heavy gauge metal or heavy gauge aluminum, finish will be black color.

**4.20.19 EMERGENCY LIGHT BAR:** Acceptable model will be equal to or greater than the Whelan model FX2AAAA all amber. Two (2) halogen or LED rear work lights (acceptable model, Whelan model FLWL2) to include two (2) amber inboard super LED light heads. (Acceptable model Whelan model FLDA or equal). Light bar/light stick to be wired to switchbox located in cab.

**4.20.20 WET KIT:** A truck mounted wet kit will be provided and installed to pull a Ranco 26 YD round bottom end dump trailer; shall also include in-cab controls. A transmission mounted PTO and direct mount pump will be installed on the truck transmission to produce 50-90% of engine RPM; no Hot Shift PTO is required. A metal hydraulic reservoir to be mounted behind cab and be a minimum of 75 gallon capacity. Hydraulic controls to be mounted inside truck cab readily accessible to the driver. All valves and fittings required to make wet kit and trailer completely operational to include one female quick coupler (Aeroquip 6-5100-2516 or equal) and one male quick coupler (Aeroquip 6-5100-52-16B or equal). Wet kit to be filled to capacity with SAE 10 Hydraulic oil meeting MIL-L-46152 specifications.

**4.20.21 PUSHER AXLE:** To be configured as a tri axle, to be a minimum of 13,000 lbs. and be air actuated to lift when not in operation. Ride height of a minimum 6 inches.

**4.20.22 UNIT TO BE EQUIPPED WITH THE FOLLOWING ADDITIONAL EQUIPMENT:**

- 4.20.22.1 Two (2) horns; One (1) air horn, One (1) electrical
- 4.20.22.2 Integral power steer
- 4.20.22.3 Turn Indicators, front and rear, stop and tail lights
- 4.20.22.4 Tachometer
- 4.20.22.5 Adjustable steering column
- 4.20.22.6 Cigar lighter/power port for use with cell phone
- 4.20.22.7 Water temperature, oil pressure, tachometer and volt or amp gauges.
- 4.20.22.8 DOT reflector flare kit
- 4.20.22.9 All vehicles will require an audible back up alarm and amber color LED strobe lights model Grote 77353, or equal. Strobe lights are to be installed on the front grill of chassis and rear panel body. Strobes to be wired to a factory type or toggle switch inside of the cab.
- 4.20.22.10 Minimum AM/FM radio
- 4.20.22.11 5lb fire extinguisher
- 4.20.22.12 Fixed interval wiper control with windshield washer
- 4.20.22.13 Air ride driver seat and bench passenger seating for two

4.21	ITEM	QUANTITY	DESCRIPTION
	19	13	35K GVW Brush Truck w/ Grappler

**4.21.1 ENGINE:** In line six (6) cylinder, minimum 8.3 liter, diesel, minimum 330 net HP rated at not more than 2400-RPM. Engines to be equipped with OEM or equal shut down control on high water temperature and low oil pressure. Electronic engine controls must have all necessary components and wiring to allow for complete operation of a power take off at a pre-determined RPM using an in-cab control (must be load sensitive). Maximum road speed to be electronically limited to 70-MPH +/-2-MPH. Cruise control will not be activated. Engine will have automatic shutdown feature enabled after 5-minutes of idle time.

- 4.21.2 GVWR:** Minimum 35,000 lbs.
- 4.21.3 TRANSMISSION/ DRIVE:** Electronic 5 speed (minimum) automatic transmission capable of a minimum 1,000 lbs. torque power output at 1,400 RPM.
- 4.21.4 FRAME:** Minimum 3,200,000-RBM, full re-enforced, "C" channel, heat treated, 110,000 - PSI steel. Fenders: 2 double heavy duty steel over rear tires.
- 4.21.5 FRONT AXLE:** Set back, minimum 14,000-lbs. capacity with minimum 14,000-lbs. springs, hub piloted steel hubs, ends equipped for disc brakes, with Stemco or equal front wheel visible cap bearing oiler. Front shock absorbers to be heaviest duty available for specified axle.
- 4.21.6 REAR AXLE:** Minimum 23,000-lbs. capacity with 23,000-lbs. spring capacity, minimum 3,000-lbs. multi leaf auxiliary springs, equipped with hub piloted steel hubs, ends equipped for disc brakes. Will be equipped with driver controlled differential lock (DCDL) with warning light and buzzer to indicate engagement located on dash. Stemco or equal oil rear seals. Drive train geared to attain 70-MPH +/- 2-MPH at full engine governed RPM
- 4.21.7 WHEELS & TIRES:** Wheels to be 10-hole hub piloted steel disk wheel, minimum size 22.5 X 8 ¼ painted white. Tires – Front tires are to be 315/80R 22.5 20 ply and rear tires are to be 11R 22.5 14 ply, tubeless steel belted radial tires. All wheels to be equipped with fluorescent loose lug indicators.
- 4.21.8 BRAKES:** Full air disc brake with dust shields and ABS brake control system. Brakes to be the maximum O.E.M size offered of disc brakes front and rear to meet or exceed Federal brake requirements. Air disc brake internal adjuster's front and rear. Minimum 15 CFM compressor, Midland Pure Air Plus dryer model DA- 33100, or proven equal, with automatic drain valves Model KN24000 or equal on all tanks. It is preferred that the air tanks be grouped together, easily accessible to an operator standing at the side of the truck. If not possible, all air tank drains shall be plumbed to a manifold system where drain valves are at one location, easily accessible to an operator standing at the side of the truck. Spring set parking brakes on rear axle. Female coupling ½" Milton M Type or approved equal to air tanks connected to the emergency side of air system, to be located in a protected area near the front bumper.
- 4.21.9 FUEL SYSTEM:** To be equipped with minimum capacity of 50-gallons, aluminum or steel tank. Fuel filtration system to include primary and secondary filter with water separator. Fuel filler neck is required to have a, full flow screen. DEF tank to be equipped with gauge inside cab, if applicable. Fuel tank and DEF tank shall be mounted street side and shall be delivered full.
- 4.21.10 EXHAUST SYSTEM:** Muffler with horizontal exhaust tailpipe and defuser. Must extend to the rear of the vehicle to allow for a 22-foot body (termination within two feet of rear axle is acceptable.) A heat shield, installed under frame rails and around the muffler and exhaust pipes, to protect but not interfere with PTO, hydraulic pump or hoses and to keep excessive heat from radiating to the operator position.
- 4.21.11 ELECTRICAL:** Minimum 1800 CCA battery with a master battery cut-off switch located in the cab of vehicle and accessible from outside of driver door. Alternator shall be rated a minimum 130 amp capacity. To be equipped with oil pressure, water temperature, tachometer, hour meter, and volt or amp gauges. All wiring to be of high quality, abrasion resistant, and to be protected by looms or conduit and terminate in a watertight junction box (unprotected wiring is not acceptable). All wire terminals to be self-sealing and water proof. Jump start studs shall be provided and installed in an area easily accessible for use.
- 4.21.12 LIGHTING:** All lights on cab and chassis and or bodies are to be of LED (Light Emitting Diode) type with an On/Off control switch when truck is powered down. If LED front turn signals are not available from the chassis OEM, standard lights may be used. Two strobe lights (WHELEN TIR-6, P/N 01-0663507A33B, SUPER-LED, 500 SERIES DIRECTIONAL WARNING LIGHT or proven equal) will be mounted as high as possible in the grill of the truck. The two (2) front grill mounted strobe lights and rear strobe lights will be wired to be lit whenever the battery disconnect switch is in the "on" position.
- 4.21.13 CAB:** Air ride suspension cab with running boards, tilt hood, and fenders, left and right hand cab grab handles, and manufacturer's standard AM/FM with CD and Auxiliary input radio. Exterior sun visor, painted the same color as truck. Doors to have armrests. Units to be factory equipped with installed OEM air conditioner, integral heater, defroster units, insulated cab headliner, standard left and right side sun visor, left and right outside mirrors, motorized, west coast type, right and left hand, heavy-duty, 6-inches x 16-inches split focus, (approximately 2/3 flat area, 1/3 adjustable convex) breakaway type. Parabolic mirrors installed on both front fenders to provide view



of obstacles on right side of truck from front bumper to rear wheels. Driver seat to be high back bucket type, National Cush-n-Aire or equal. Passenger seat to be non-suspension two man bench seat. Seat belts will be safety orange (seat belt cover not acceptable). Doors will have power windows and locks. Side and rear windows will have factory or aftermarket tinting at the darkest allowable by Window Tint Standards under Texas Administrative Code, Title 37, Part 1, Rule 21.3. The minimum cab width shall be 72".

**4.21.14 PTO:** A transmission mounted PTO and direct, or driveline mounted, pump rated at the loader manufactures recommended pressure and GPM requirements, will be installed and compatible with the truck transmission. The pump must not require more than 1,400-RPM to produce the optimal pressure and flow needed to operate the loader. Pump must be controlled through a speed device that will not allow engagement unless the engine is at idle and the truck transmission is in the neutral position. Pump/ PTO must automatically disengage when transmission is shifted out of neutral or engine RPMs exceed 1,400-RPM. Hydraulic oil cooler will be provided.

**4.21.15 TOW HOOKS/ WINCH ASSEMBLY:** Two front tow hooks installed on frame and strengthened sufficiently to lift, pull, and tow truck without damaging bumper or other body parts. A wire rope, minimum 1-inch diameter, shall be provided and fastened to both tow hooks to attach tow equipment.

**4.21.16 UNIT TO BE EQUIPPED WITH THE FOLLOWING:**

- 4.21.16.1** Minimum one (1) electrical and one (1) air horns that meet DOT standards.
- 4.21.16.2** Integral power steering
- 4.21.16.3** Air ride, adjustable driver seat/ bench passenger seating
- 4.21.16.4** Turn indicators, front and rear, stop and tail lights.
- 4.21.16.5** Windshield washers and variable speed wipers
- 4.21.16.6** Adjustable steering column
- 4.21.16.7** Power Port/ USB charging port
- 4.21.16.8** All vehicles will require an audible back up alarm and amber color LED strobe lights model Grote 77353, or equal. Strobe lights are to be installed on the front grill of chassis and rear panel body. Strobes to be wired to a factory type or toggle switch inside of the cab.
- 4.21.16.9** DOT triangle kit and reflector flare kit securely mounted in the cab
- 4.21.16.10** 5-lb ABC rated fire extinguisher securely mounted in cab
- 4.21.16.11** Bracket for 3 ½-gallon water cooler mounted at a location approved by Solid
- 4.21.16.13** Waste Coordinator before delivery of the first unit.
- 4.21.16.14** Decal showing the total height of the unit displayed on the dash.
- 4.21.16.15** Cone rack mounted between cab and body.
- 4.21.16.16** Power door windows and locks.
- 4.21.16.17** Hour meter.
- 4.21.16.18** Two (2) pitch fork racks installed on the front body of trailer.

**4.21.17 SPECIFICATIONS GRAPPLER BODY**

**4.21.18 LENGTH:** Approximately 22' feet, sized to accept trash bucket in travel position with boom straight not more than 6-inches of empty space between rear end of bucket and tailgate with the boom in the horizontal position.

**4.21.19 INSIDE WIDTH:** Minimum 94" inches

**4.21.20 LONGITUDINAL SILLS:** Minimum 7-inch, 9.8-lb., high strength steel channel or 2" x 6" x ¼" inch structural tubing.

**4.21.21 CROSS SILLS:** Minimum 4" inches, formed box channel of "C" section high strength steel, 10-gauge, or 3" inch, 4.1-lb. structural channel. Sills to be installed on maximum 12" inch centers

**4.21.22 SIDE AND END RAILS:** Minimum 5" inch deep, 10-gauge, 3" inch deep for units using 4.1-lb. structural channel.

**4.21.23 FLOOR:** Minimum 1/4-inch, steel tread plate for units with floor welded to cross members or minimum 3/16-inch, steel tread plate for units with a minimum of 5, floor support long sills, formed of minimum 12-gauge steel channel with floor welded to long sills. All welds may be stitched welded, no spot-welding. A 1/2-inch steel plate will be welded to the floor (bed width and 4-feet long) at the rear of floor and directly under the trash bucket travel position (opened, with jaws to the left and right sides of the body longitudinal centerline).

**4.21.24 LIGHTING:** All lighting and reflectors will meet or exceed D.O.T. requirements. Reflectors shall be attached with mechanical fasteners. Stop lights, turn signals, backup, marker, and clearance lights shall be LED-type and

mounted to reduce the possibility of damage from contact with brush. Four, high intensity strobe lights (WHELEN TIR-6, P/N 01-0663507A33B, SUPER-LED, 500 SERIES DIRECTIONAL WARNING LIGHT or proven equal) to be installed, one in each corner of the tailgate. The two (2) front grill mounted strobe lights and rear strobe lights will be wired to be lit whenever the battery disconnect switch is in the "on" position. Amber mid-ship clearance/turn signal lights shall be mounted on both sides of body

**4.21.25 SIDES & HEAD:** Body sides and head to be manufactured of 10-gauge steel (minimum ASTM A-570) with a 3-inch wide return type rolled upper rail. Single piece construction of sides is desirable. Two-piece construction is acceptable only if seams are vertical and centered on the body with one additional vertical brace centered and welded to the outside of the seam. Heads will be of single piece construction. Side vertical braces (minimum 7), evenly spaced each side for structural channel, and formed, 6-inch x 3-inch channel, manufactured of minimum 10-gauge steel, firmly welded to sides and floor. Head to have a minimum of two such vertical braces evenly spaced from sides and center. Sides and head to be bed length and 48-inches high from bed level. All sides, head, and braces, to be welded to body floor. Self-cleaning sides will be installed to outside of bed (minimum 10-gauge material) at approximately a 45 degree angle. Install minimum 3/16-inch plates on inside of bed to form self-cleaning floor at approximately 45 degrees. Ends of self-cleaning sides must be completely boxed. All welds to be continuous, no spot-welding. Designs using 4-inch X 3-inch box tubing instead of 3-inch wide return type rolled upper rails are acceptable if such tubing is installed using a continuous weld from front to rear at the upper edge of the body so that ends are completely boxed.

**4.21.26 TAILGATE:** Barn door type, hinged at right side of tailgate allowing tailgate to swing out fully to right side of trailer. Two hinges evenly spaced from top to bottom, with minimum 1"-inch hinge pins. Heavy-duty provisions to secure door in full open position against body side required. Tailgate to be manufactured of minimum 10-gauge steel with boxed type reinforcements on all sides with basic sheet wrapped over top and under bottom. Base section must be sloped to form a dirt-free self-cleaning edge. A positive firm locking latch, which can be operated from ground level, will be used to secure the doors in the closed position. Minimum three (3) each, ratchet type cam locks, along with guides to be installed on left side of door to ensure proper door closure. Design of door must include support of door on body platform instead of sides when door are closed. All hinges will have Zerk fittings to facilitate lubrication.

**4.21.27 TOOLBOX:** A lockable, watertight, toolbox, approximately 18-inches high X 20-inches wide X 18-inches deep to be mounted on the curb side of vehicle frame, under the body. All components to be designed, installed, tested, and adjusted prior to delivery. Unit to be fully functional and ready for use upon delivery.

**4.21.28 SAND BOX:** A metal container to carry approximately 200 lb. of sand will be attached to the sidewalk side of the truck. Exact location will be determined with first article.

**4.21.29 PAINT:** Body must be properly cleaned and prepared prior to painting. Primer coat to be thoroughly dry prior to final two coats. Body color will be Medium Grey Metallic, Sherwin-Williams, Dimensions, urethane enamel, paint code – DFP386, mix code - # 50374.

---

#### **4.21.30 SPECIFICATIONS HYDRAULIC LOADER:**

**4.21.31 CONSTRUCTION:** High tensile strength steel used in all major structural members such as A-frame legs, boom ears, boom spars, and stabilizers. Positive lubrication must be available to each wear point Boom rotation must be made through a hydraulic rotary drive motor. Elevation and knuckling of boom and operation of stabilizing outrigger jacks will be through double acting hydraulic cylinders with controls located at the operator's platform. All movements – swing, knuckle, lift, rotate, and bucket action will be able to be accomplished simultaneously without jerking or other unnatural actions of the loader. A two stage pump, per manufacturer's flow design, will be provided to meet this requirement. All boom and outrigger pivot points to have bronze, brass, or steel bushings with grease fittings.

**4.21.32 BOOM LENGTH:** Maximum 23 feet, minimum 21 feet, without telescoping boom.

**4.21.33 BOOM ELEVATION:** Minimum 75-degrees above horizontal

**4.21.34 WORK SPACE:** A minimum 24" +/- 3" inch work space will be maintained between back of cab and loader and a minimum 12" inch work space between loader and body.

**4.21.35 OUTRIGGERS:** Outriggers to be hydraulic telescoping type with stabilizer pads, individually adjustable for operating height. Outside shell of out riggers will be braced/ reinforced to prevent bowing. Replaceable wear blocks and/or an effective lubrication system will be installed to prevent excessive wear of the internal leg of the

outrigger. Edges of stabilizer pads will curve up to prevent gouging street material. A 90-decibel audio alarm will sound when the outriggers are being extended. Two eye hooks capable of securing outriggers in the travel mode will be installed as back up for hydraulic failure.

**4.21.36 ROTATION OF BOOM:** 360 degree continuous rotation. An electrical Collector will be installed to ensure electrical wiring will not be damaged by continuous rotation of the boom. A boom lock will be installed at the operator station to prevent boom swing during transport.

**4.21.37 SWIVEL COUPLINGS:** Hoses must be equipped with swivel couplings which prevent twisting of hoses when boom is swung through its entire rotational arc.

**4.21.38 CONSTRUCTION:** High tensile strength steel used in all major structural members such as a-frame legs, boom ears, boom spars, and stabilizers. Positive lubrication must be available to each wear point.

**4.21.39 TRASH BUCKET:** Combination type bucket designed for solid waste and brush collection with fully enclosed sides. Bucket to be Rotobec model 045W (City of San Antonio option to include curved jaws and special closing cylinders); or equivalent as evaluated by the Solid Waste Management Department with submitted literature with bid. Cylinders, hoses, and hydraulic lines must be protected from debris protruding through bucket with steel plates. Hoses will also be covered with anti-wear material.

**4.21.40 BOOM LENGTH:** Maximum 22 feet, minimum 21 feet, without telescoping boom.

**4.21.41 CRANE STABILITY:** Minimum 2-inches upper and lower steel plates will be used to mount the crane to the vehicle frame. The frame will be reinforced with minimum 3-inches braces located adjacent to the mounting bolts, with stops welded on chassis frame to prevent sliding. Stops cannot be welded directly to truck frame.

**4.21.42** Minimum lifting capacity less bucket:

<b>4.21.42.1</b>	<b><u>LOAD</u></b>	<b><u>RADIUS FROM CENTER</u></b>
	5,400-lbs	15-feet
	8,000-lbs	10-feet

**4.21.43 CAMERA:** AWTI - 3rd Eye Mobile Vision with AWT07MLEDSD- SD/DVR Monitor, four (4) AWT1020W Cameras color video camera system, with four (4) mounted cameras, installed to ensure proper and safe operation of the truck. One (1) camera to be facing forward mounted on dash. One (1) camera to be mounted under each mirror configuration to be facing the rear of the unit. One (1) camera mounted at the rear of the unit acting as a backup camera. Automatic video feed switch feature, with optional remote switch, must be capable of switching between cameras based on operation controls, transmission setting, or operator's preference. Monitor to have a 4-way split screen capability and provision to add another camera without modification. Cameras to have built in infra-red night vision, minimum 130° field of view, and sun shade device

**4.21.44 ADDITIONAL REQUIREMENTS:** Install a safety cradle around operator seat approximately 3-inches wider than seat, level with the seat in the folded position, and not more than 18" inches to the rear. Material to be 1 1/4- inches steel tubing firmly mounted and must not interfere with operator's range of motion. Main engine cutoff switches to be equipped in the grapple operator area. Install a safety belt on operator's seat. All safety equipment required meeting Federal and State safety standards to include under ride protection and conspicuity markings will be furnished and installed. Ladders to provide access to work station on left and right side of loader, configured with minimum of 4 non-slip step, minimum 1-inch tread depth. Ladders will angle towards loader from bottom rail. Hand rails will be provided. A switch, easily accessible to the crane operator, to sound a signaling device. Signal must be loud enough to be heard over the loader during operation. Boom guards will be installed on both boom segments. Adequate sized wheel chock to support a minimum 35,000 GVWR shall be supplied with mounting brackets on the street side of the body.

<b>4.22</b>	<b>ITEM</b>	<b>QUANTITY</b>	<b>DESCRIPTION</b>
	<b>20</b>	<b>2</b>	<b>40K GVWR Brush Tractor Truck</b>

**4.22.1 ENGINE:** In line six cylinders with a minimum 7.2L displacement. Minimum 330 net HP rated at not more than 2400 RPM. Engines to be equipped with OEM or equal shut down control on high water temperature and low oil pressure. Electronic engine controls must have all necessary components and wiring to allow for complete operation of a power take off at a pre-determined RPM using an in-cab control (must be load sensitive).

Maximum road speed to be electronically limited to 70-MPH +/- 2-MPH. Cruise control will not be activated. Engine will shut down after 5-minutes of idle time when PTO is not engaged.

- 4.22.2 ELECTRICAL:** Units to be equipped with three (3) minimum 12-volt, heavy duty batteries (total 2100 CCA). Battery cut-off switch to be mounted inside of the cab.
- 4.22.3 TRANSMISSION/ DRIVE:** Automatic transmission capable of producing a minimum 1,000 lbs./ft. of gross torque output rated at not more than 1,600 RPM.
- 4.22.4 FRAME:** Full depth, high performance, minimum 1,740,000 RBM
- 4.22.5 FRONT AXLE:** Minimum 20,000-lbs. capacity with 12,000-lbs. spring suspension capacity springs, hub piloted steel hubs, ends equipped for out-board mount type disc brakes, and Stemco or equal front wheel visible cap bearing oiler. Front shock absorbers to be heaviest duty available for specified axle
- 4.22.6 REAR A-XLE:** Minimum 40,000 lbs. capacity tandem axle with 28,000-lbs. spring suspension capacity, minimum 3,000-lbs. multi leaf auxiliary springs, ends equipped with hub piloted steel hubs, outboard mount type brake drums. Gear ratio installed must be capable of 70-MPH +/- 2-MPH geared road speed at full engine governed RPM. Will be equipped with driver controlled differential lock (DCDL) for both axles with a warning light and buzzer to indicate engagement located on dash. Stemco or equal oil rear seals.
- 4.22.7 SUSPENSION:** Minimum 40,000 lbs. capacity.
- 4.22.8 TIRES & WHEELS:** Front wheels to be 10 hole hub piloted , 22.5X 9" steel disk wheels, minimum 315/80R 22.5, steel belted tubeless radials, rated 10,000 lbs. each. Front wheels to be highway tread design. Real dual wheel application to be 11R22.5 self-cleaning, lug design. All wheels to be equipped with fluorescent loose lug indicators.
- 4.22.9 BRAKES:** Full air, S-cam type, manufacturer's heavy duty spring set parking brakes. Front and rear Rockwell or equal, automatic slack adjusters. Minimum 13 CFM compressor, Midland Pure Air Plus Dryer Model DA33100 or equal with automatic drain valves Model KN24000 or equal on all tanks. Spring set parking brakes on both rear axles. Brake linings to be non-asbestos. Quick connect couplings to be located in a protected area near the front bumper. Couplings will not be mounted to the bumper. Female coupling ½" Milton M Type or approved equal to air tanks.
- 4.22.10 FUEL SYSTEM:** Single left or right hand aluminum or steel tank mounted under cab or dual left and right hand step tanks mounted under cab. Minimum total fuel capacity to be 70 gallons. Tank(s), if dual, must not extend more than 4" behind cab. Fuel filtration to include primary and secondary filtering systems with automatic water separator. Truck shall be equipped with a DEF, if applicable. Truck will be delivered with full fuel and DEF tanks.
- 4.22.11 COLOR:** OEM white
- 
- 4.22.12 CAB:** Standard cab with running boards, tilt hood and fenders, left and right hand cab grab handles, and manufacturer's standard AM/FM radio. Doors to have armrests. Units to be factory equipped with installed OEM air conditioner, integral heater, defroster units, insulated cab headliner, standard left and right side sun visor, left and right outside manual mirrors, West Coast type, single piece, minimum 7-inches x 16-inches painted, split focus type (flat area, adjustable convex), spring loaded, retractable, heavy duty mirrors. Parabolic mirror installed on right front fender to provide view of obstacles on right side of tractor from front bumper to rear wheels. Driver seat to be bucket type, National Cush-n-Aire or equal. Passenger seat to be non-suspension bench seat. All seat belts to be Safety Orange colored (seat belt covers will not be acceptable). A decal showing the highest point of the tractor trailer combo will be displayed on the dash.
- 4.22.13 EXHAUST SYSTEM:** Muffler, horizontal tailpipe, heat guard, and outlet behind the cab guarded with a diffuser if necessary. A heat shield shall be installed under frame rails to prevent but not interfere with PTO and hydraulic hoses.
- 4.22.14 COOLANT SYSTEM:** Largest capacity radiator available.
- 4.22.15 ACCESSORIES:** Tractor air brake system and 7-line trailer connector. Two (2) high intensity strobe lights (Whelen TIR-6, P/N 01-0663507A33B, Super LED, 500 Series Directional Warning Light or proven equal) to be installed, two (2) in the front. All strobe lights will operate automatically whenever ignition switch is on, and also from OEM dash mounted toggle switch with no key in ignition. A catwalk and access steps constructed of

expanded metal grating or perforated metal to provide a non-slip surface. Material finish will be in black color. Aluminum will be acceptable unfinished. Provided and installed between the truck frame rails behind the cab and to extend all the way to the fifth wheel slide, to provide the operator a place to stand while making hydraulic, electrical, and pneumatic connections. Catwalk will be mounted as to not contact trailer while traversing uneven terrain. Vehicle shall have full coverage split rear steel fenders covering all wheels as to not contact trailer. An 8" convex mirror to be installed below the door mirror on both sides and fender mirrors to be installed on the right and left front fenders.

**4.22.16 FIFTH WHEEL:** Heavy-duty type "A" mechanical spring lock with positive safety latch, angle on frame mounting and left hand release is required. Mounted to be compatible with trailer kingpin position and height, Holland FW-35 Series or equal, low profile. Unit shall be equipped with grease fittings to be able to service while trailer is connected.

**4.22.17 SAFETY:** All vehicles will require an audible back up alarm and amber color LED strobe lights model Grote 77353, or equal. Strobe lights are to be installed in the front grill and rear top corners of cab. Strobes to be wired to a factory type or toggle switch inside of the cab.

**4.22.18 WET KIT:** A truck mounted wet kit will be provided and installed and must include an inline relief valve to prevent damage to the hydraulic system and trailer cylinder(s) if pump is engaged and trailer lines are not connected or not connected properly. The live tractor power wet kit will have a pump rated at the trailer manufactures recommended pressure and GPM requirements. A transmission mounted PTO and direct mount pump will be installed on the truck transmission. The pump shall be controlled through a speed device that will automatically engage the pump at the proper engine RPM and will not allow engagement unless the engine is under 1,000 RPM and the truck transmission is in the neutral position. Pump/PTO shall automatically disengage when RPM exceeds manufacturer's recommended RPM. Metal hydraulic reservoir to be mounted behind cab and be a minimum of 100 gallon capacity with spin-on hydraulic oil filter(s). Minimum, 100-mesh strainer must be installed in the suction outlet and a minimum 10-micron filter to be used for the return line. A magnet to be installed in tank, accessible for cleaning. Hydraulic controls shall be mounted on a panel on front left side of trailer. All valves and fittings required to make wet kit and trailer completely operational to include one female quick coupler (Aeroquip 6-5100-2516 or equal) attached to the hose ends, and one male quick coupler (Aeroquip 6-5100-52-16B or equal) attached to the trailer, will be included. Wet kit to be filled to capacity with SAE 10 hydraulic oil meeting MIL-L-46152 specifications. Hoses will remain with truck when disconnected from trailer and will be long enough to allow maximum articulation of truck and trailer. A spring assisted cab slide bar will be used to prevent hoses and all wires going to trailer from tangling, stretching when making turns, contacting drive line or other moving parts, or catching on hydraulic tank or other fixed items and support rod/pogo with spring mounted to support hoses and all wires going to trailer to prevent damage. One-quarter (1/4) turn ball valves will be installed to isolate the reservoir (suction and return lines) for service and maintenance. All hoses shall be wrapped with protective cover.

**4.22.19 CAT WALK:** A catwalk and access steps will be provided and installed between the truck frame rails behind the cab to provide the operator a place to stand while making hydraulic, electrical and pneumatic connections. Catwalk will be mounted as to not contact trailer while traversing uneven terrain.

**4.22.20 UNIT TO BE EQUIPPED WITH THE FOLLOWING ADDITIONAL EQUIPMENT:**

- 4.22.20.1** Two (2) horns; One (1) air horn, One (1) electric
- 4.22.20.2** Integral power steering
- 4.22.20.3** Turn Indicators, front and rear, stop and tail lights
- 4.22.20.4** Tachometer
- 4.22.20.5** Adjustable steering column
- 4.22.20.6** USB/power port for use with cell phone
- 4.22.20.7** Water temperature, oil pressure, tachometer and volt or amp gauges.
- 4.22.20.8** DOT reflector flare kit
- 4.22.20.9** Deleted
- 4.22.20.10** Minimum AM/FM radio
- 4.22.20.11** 5lb ABC fire extinguisher
- 4.22.20.12** Fixed interval wiper control with windshield washer
- 4.22.20.13** AWTI - 3<sup>rd</sup> Eye Mobile Vision with AWT07MLESD- SD/DVR Monitor, three (3) AWT1020W Cameras. One (1) camera to be mounted under each mirror configuration to be facing the rear of the unit. One (1) camera mounted at the rear of the unit acting as a backup camera

4.23	ITEM	QUANTITY	DESCRIPTION
	21	1	<b>66,000 GVWR Catch Basin Cleaner Truck</b>
4.23.1	<b>ENGINE:</b> Diesel, minimum 370 net horsepower. Engine will have automatic shutdown feature enabled after 5-minutes of idle time.		
4.23.2	<b>GVWR:</b> Minimum 46,000 lbs. capacity with dual rear axle and Stemco or proven equal front wheel bearing oiler.		
4.23.3	<b>TRANSMISSION/ DRIVE:</b> Electronic 5 speed (minimum) automatic transmission capable of a minimum of 1,250 lb. ft. of gross torque at/or between 1300 and 1400 RPM with PTO Provisions.		
4.23.4	<b>FRONT AXLE:</b> Minimum 20,000 lbs. Meritor 16.5x6 cast spider cam front brakes, double anchor, fabricated shoes.		
4.23.5	<b>REAR AXLE:</b> Minimum 46,000 lbs. Meritor 16.5x6 cast spider cam front brakes, double anchor, fabricated shoes.		
4.23.6	<b>CAB TO AXLE:</b> Minimum 169".		
4.23.7	<b>TIRES &amp; WHEELS:</b> Rear wheels to be 10 hole disc 22.5 x 8.25, tires 12R x 22.5-16 ply (NO EXCEPTIONS), minimum load range H, on/off highway tread design, (Goodyear G124 series or equal). Front wheels to be 10 hole disc 22.5 x 12.25, tires 425/65R22.5, 20 ply (J) highway tread design. All wheels to be equipped with fluorescent loose lug indicators.		
4.23.8	<b>BRAKES:</b> Full air, S-cam service brakes, front minimum 15 x 4", rear minimum 16.5 x 7". The unit shall be equipped with Rockwell automatic slack adjusters, front and rear. The will also be equipped with minimum 12 CFM compressor and spring set parking brakes.		
4.23.9	<b>FUEL SYSTEM:</b> To be equipped with dual left and right hand step tanks mounted under cab. Minimum total fuel capacity to be 80 gallons. Tank(s) must not extend more than 3" behind cab. Fuel filtration to include primary and secondary filtering systems.		
4.23.10	<b>FRAME:</b> Full depth, high performance, minimum 1,740,000 RBM		
4.23.11	<b>EXHAUST SYSTEM:</b> Muffler, vertical exhaust tailpipe, heat cover, rain cap or turnout, to be mounted to allow full utilization of specified cab-to-axle length.		
4.23.12	<b>COLOR:</b> OEM White		
4.23.13	<b>BODY SPECIFICATIONS</b>		
4.23.14	<b>VACUUM AND HIGH VELOCITY HYDRAULIC SEWER AND CATCH BASIN CLEANER</b>		
4.23.14.1	<b>HOSE REEL/ CONTROLS:</b>		
4.23.14.1.1	Front Mounted, minimum 700 x 1" capacity, hose reel.		
4.23.14.1.2	The hose reel will be constructed of 1/4" steel with a spinning profile designed to withstand maximum working pressure without distortion.		
4.23.14.1.3	Reel flanges shall be 1 1/2" and shall be designed to prevent hose damage from contact during all normal working conditions.		
4.23.14.1.4	All hoses used to supply the hose reel or its hydraulic system shall be flexible and shall be fully enclosed in a shroud and routed underneath the reel structure below the reel drum. The hoses shall be fully secured and protected against chafing and rubbing.		

- 4.23.14.1.5** The reel shall be driven with hydraulic power for pay out and retrieve, either with or without the water pump in operation. The hydraulic drive shall have sufficient power to retract the hose when fully extended into the pipe with the cleaning nozzle in operation.
- 4.23.14.1.6** The hose reel drive system shall utilize a dual chain system
- 4.23.14.1.7** The hose reel shall have the ability to extend and retract from the front of the truck hydraulically via two support rails. Reels extending via a pivoting motion or other similar methods will not be deemed acceptable.
- 4.23.14.1.8** The hose reel shall extend linearly 14" from the fully retracted position to the fully extended position.
- 4.23.14.1.9** The safety reel will rotate a full 180 degrees providing direct alignment to manholes. The rotating ability of the hose reel allows the operator to manipulate the hose reel into various positions depending on location of manhole. This allows for proper positioning of the hose reel without backing up or repositioning sewer machine. The hose reel is mounted on an industrial swivel bearing that is sealed and eliminates contamination from dirt. This industrial swivel bearing shall have minimum requirements of 7.88 I.D., 14" O.D., and 2" thickness. The industrial swivel bearing shall have a minimum load bearing weight of 5,000 Ft.-lbs. The bearing design shall have no wear points except the greasable ball bearings and the races, which are constructed of hardened steel to minimize wear. The bearing design minimizes any friction for easy pivoting. The rotating hose reel will lock into position using a spring-loaded safety pin at 2" intervals.
- 4.23.14.1.10** Controls mounted on the rotating hose reel control panel shall be limited to: Engine throttle control, water pump on/off, blower on/off, water pressure gauge, vacuum gage, vacuum relief, work light switches, work mode indicator light and low water warning light.
- 4.23.14.1.11** The hydraulic controls for the rotating hose reel will consist of: variable speed control and payout/retrieve directional control.
- 4.23.14.1.12** The Sewer Hose Reel shall be equipped with a manual level wind.

#### **4.23.15 WATER SYSTEM PUMPS:**

- 4.23.15.1** The water system will be used for Jetting, washing out the debris body as well as assisting in the cleaning process.
- 4.23.15.2** Water pump to be driven hydrostatically complete with the ability to vary the water volume from 0 to maximum water flow. Pumps driven via belt drive, drive shaft or transfer case shall not be deemed acceptable.
- 4.23.15.3** The water pump must be located with liquid end facing out toward the curb. This allows servicing the pump at ground level.
- 4.23.15.4** Water pump shall be a hydraulically driven triplex PLUNGER design unit having a capacity of 0 to 80 gallons per minute and up to 2000 psi. System shall be activated via controls located on the unit's control panel.

#### **4.23.16 WATER SYSTEM ATTACHMENTS:**

- 4.23.16.1** Water recirculation system for cold weather operation shall be included.
- 4.23.16.2** An air purge valve will be installed which allows high-pressure air to force water from system.
- 4.23.16.3** Water system shall be equipped with a 2.5" Hydrant fill system with a 25' fill hose.
- 4.23.16.4** Water system shall be equipped with an analog water pressure display mounted at operator's station, pressure relief valve for system safety, and overflow pressure will return to water tank.



- 4.23.16.5 A wash-down system shall be included within the confines of the water system such that this system will have quick connect ports located at the front of the unit as well as midship. A handgun shall be included with on/off trigger. Gun shall have 25' of 3/8" extension hose.
- 4.23.16.6 Unit shall come equipped with a 2 1/2" hydrant hose to facilitate filling, complete with standard hydrant connection fitting.
- 4.23.16.7 Unit shall be equipped with a storage rack for the fill hose and a hydro excavation kit.

#### **4.23.17 ALL-WEATHER TOOL STORAGE SYSTEM:**

- 4.23.17.1 All tool boxes shall be constructed of aircraft grade aluminum alloy and come equipped with rubber seals.
- 4.23.17.2 All tool boxes shall come complete with rain gutters, "T" handle paddle latches, swing down doors and key locks all keyed to a common key.
- 4.23.17.3 Minimum aggregate tool box volume shall be 60 cubic feet.
- 4.23.17.4 Tool box storage shall include the capability to store tools and/or devices of 96" in length.

#### **4.23.18 DEBRIS BOX AND REAR DOOR ASSEMBLY:**

- 4.23.18.1 Debris tank capacity shall be 12 cubic yards and will be constructed of 3/16" EXTEN steel. Body shall be continuously welded for strength and pressure rated for appropriate operating conditions.
- 4.23.18.2 Debris inlet and air exhaust shall be co-located along the central axis of the machine. Designs with air routings along the side of the unit shall not be accepted.
- 4.23.18.3 Tank to be equipped with an external debris level indicator, which monitors the internal level of debris in the tank. Sight eyes are not acceptable.
- 4.23.18.4 Rear door of the unit to be equipped with 6" brass discharge valve.
- 4.23.18.5 Rear door to be a flat profile constructed of 1/4" EXTEN steel with adequate reinforcement.
- 4.23.18.6 Door to be top hinged with two (2) heavy-duty industrial hinges which shall utilize shims to allow for adjusting the door for seal wear. Hinge assemblies utilizing slotted plates or other arrangements shall not be deemed acceptable.
- 4.23.18.7 Door gasket to be one piece, 1-1/2" heavy-duty neoprene material and mounted on the rear door. The door seals mounted on the debris body are not acceptable as they are prone to more wear when mounted on the debris body.
- 4.23.18.8 Door to be equipped with (4) four hydraulic door locks to assure proper sealing. These locks shall be mechanical over hydraulic such that if hydraulic pressure is lost the door shall remain sealed. Designs requiring any type of manual locking mechanism are not acceptable.
- 4.23.18.9 The air inlet from the tank is to be equipped with a minimum of two automatic shut-off float balls. These floats shall be 10" in diameter and constructed of stainless steel.
- 4.23.18.10 The rear door to be equipped with two (2) hydraulic cylinders to open and close door of the debris tank. Single cylinder arrangements are not acceptable as they allow for no redundancy.
- 4.23.18.11 Tank shall be capable of dumping by raising 50 degrees using a single hydraulic cylinder; hydraulic cylinder rating is 49,000 LBS.
- 4.23.18.12 A splash plate shall be provided which wraps around the lower half of the debris body and acts to direct the material being dumped toward the rear of the body. This splash plate shall cover an arc of approximately 180 degrees.
- 4.23.18.13 Fold down pipe racks shall be deemed unacceptable.



#### **4.23.19 HYDRAULIC BOOM ASSEMBLY:**

- 4.23.19.1** Unit shall be equipped with a rotating hydraulic boom, which allows for vacuuming of debris within a 180-degree arc.
- 4.23.19.2** Boom shall be equipped with a 120" hydraulic extension to allow for ease of operation in areas varying from 17' to 27'.
- 4.23.19.3** All boom functions shall be hydraulically actuated via a manual control valve located at the front operator's station of the unit. Functions shall include rotation, lift and extension.
- 4.23.19.4** Boom shall utilize a 8" suction hose.
- 4.23.19.5** Boom shall be equipped with curved guide plate at operating end for protection of hose during extension and retraction.
- 4.23.19.6** Boom rotation to be facilitated by dual hydraulic cylinders.
- 4.23.19.7** The boom shall be extendable in design. This extending feature will be of a tube-in-tube design for the boom structure. Boom shall extend 10'.
- 4.23.19.8** The boom shall be telescoping in design such that the debris hose will not change height when extending said boom. This telescoping feature will be of a tube-in-tube design and said tubes shall be sealed by both a static packing ring as well as a self-adjusting dynamic seal constructed of segmented sections of ultra-high density polypropylene. Boom shall telescope 10'.

#### **4.23.20 POSITIVE DISPLACEMENT 4400 CFM & 18" HG AIR CONVEYANCE SYSTEM:**

- 4.23.20.1** Airflow shall be provided via a positive displacement blower and shall have a capacity of 4400 CFM and 18" of vacuum.
- 4.23.20.2** Airflow shall be filtered via TWO individual cyclone separators complete with a clean out chamber located below the cyclone.
- 4.23.20.3** A final filter chamber shall be located immediately prior to the blower intake and shall include TWO replaceable and/or reusable 10-micron cartridge filter elements.
- 4.23.20.4** Blower to be driven hydrostatically complete with the ability to vary the air volume from 0 to maximum air flow. Blowers driven via belt drive or transfer case shall not be deemed acceptable.
- 4.23.20.5** Blower shall be equipped with 8" discharge silencer.
- 4.23.20.6** The VACUUM airflow system shall be equipped with three (3) VACUUM relief valves, which allow air to enter the system when vacuum exceeds 18" HG.
- 4.23.20.7** The airflow system shall be equipped with a 6" vacuum relief system.
- 4.23.20.8** A fan powered vacuum system shall not be deemed acceptable.
- 4.23.20.9** The blower creating said airflow shall be driven hydrostatically and not via a driveline power transfer case which has the inherent ability to slip into gear and allow the rear drive wheels to engage thus allowing the truck to move during operation and creating a SAFETY concern.
- 4.23.20.10** Unit shall have the ability to vacuum and drive along the road simultaneously.

#### **4.23.21 ELECTRICAL SYSTEM:**

- 4.23.21.1 The module electrical system shall utilize a 12 volt wiring architecture. Multiplexing of any function or gage shall not be allowed.
- 4.23.21.2 The control panel will be located on the hose reel. All controls shall be mounted in a weather tight NEMA 4 control panel.
- 4.23.21.3 This control panel will include ONLY the following switches for operation of the unit:
  - 4.23.21.3.1 Work Mode- Road Mode switch
  - 4.23.21.3.2 Blower on-off switch
  - 4.23.21.3.3 Water pump on-off switch
  - 4.23.21.3.4 Chassis throttle on-off/increase – decrease switch.

#### 4.23.22 HYDRAULIC SYSTEM:

- 4.23.22.1 System power shall be provided by twin hydrostatic transmissions, one to supply power to the water pump drive and the second to provide power to the blower drive.
- 4.23.22.2 All functions controlled hydraulically shall utilize DIN electrical connections and have their respective switches located in the units control panel.
- 4.23.22.3 Shut-off valves will be installed on the suction lines to facilitate servicing of the hydraulic pump without the need of draining.
- 4.23.22.4 All hydraulic functions shall be powered from the engine directly. No power take off (PTO'S), chassis drive line transfer cases, belt drive/jack shaft power dividers etc. will be allowed.

#### 4.23.23 PAINT:

- 4.23.23.1 Before painting, all metal shall be cleaned and etched with a phosphoric wash to insure permanent bond of primer and paint.
- 4.23.23.2 All components of the unit whether purchased or manufactured shall be BOTH primed and painted prior to assembly in order to assure maximum resistance to corrosion. Painting after the assembly process is NOT acceptable.
- 4.23.23.3 The unit shall have the main frame painted black and debris tank assemblies shall be painted standard white.

#### 4.23.24 ACCESSORIES:

- 4.23.24.1 6" x 10' Flat Discharge Tube
- 4.23.24.2 8" Crown Nozzle
- 4.23.24.3 1 each Flushing and Penetrating nozzles
- 4.23.24.4 Wash down gun
- 4.23.24.5 6" x 4' Fluid Tube
- 4.23.24.6 Four (4) 8" x 6' Extension Tubes
- 4.23.24.7 Five (5) Quick clamps
- 4.23.24.8 Hydrant Wrench
- 4.23.24.9 25' Fill Hose
- 4.23.24.10 Paper Owner's Manual

#### 4.23.25 WATER TANK:

- 4.23.25.1 STORAGE- unit to be equipped with a 1,400 gallon water tank. Tank to be baffled Duraprolene or equivalent. Water tank to be mounted between the frame rails of the module. Said water tank shall be easily removed from the rear of the unit. Tanks requiring removal from the top and the relocation of the debris box shall be deemed unacceptable. Tanks to be equipped with a "low water" warning system. Warning system to be equipped inside of cab.

#### 4.23.26 SAFETY LIGHTING:

- 4.23.26.1 Rotating beacon
- 4.23.26.2 Flood light

- 4.23.26.3 Arrow Board  
4.23.26.4 Two (2) boom mounted work lights

4.24	ITEM	QUANTITY	DESCRIPTION
	22	4	35 GVW Tanker Truck

- 4.24.1 ENGINE:** Minimum 260 H.P. engine will have automatic shutdown feature enabled after 5-minutes of idle time.
- 4.24.2 GVWR:** Minimum 35,000 lbs.
- 4.24.3 CAB TO AXLE:** Minimum 84"
- 4.24.4 TRANSMISSION:** Automatic, minimum 5 speed transmission capable of a minimum 660 lbs of torque output.
- 4.24.5 FUEL SYSTEM:** Single 65 gallon tank and a minimum 4.7 gallon DEF tank
- 4.24.6 RBM:** Minimum 1,280,000 lbs.
- 4.24.7 AXLES:** The front axle to be a minimum of 12,000 lbs. with a minimum of 12,000 lbs. suspension and include shock absorbers. Rear axle to be minimum 21,000 lbs. with leaf spring suspension or proven equal of at least 23,000 lbs.
- 4.24.8 BRAKES:** Full air, dual circuit "S" cam type, leading & trailing shoes with automatic adjustment.
- 4.24.9 MIRRORS:** Mirrors to be both standard with a convex attachment.
- 4.24.10 PARKING:** Spring brake chamber (rear axle) with air emergency brake system.
- 4.24.11 WHEELBASE:** Wheelbase to be a minimum of 152" inches
- 4.24.12 ELECTRICAL:** 12 volt system with two maintenance free batteries that provide at least 925 CCA. 130 Amp alternator minimum to be provided
- 4.24.13 TIRES & WHEELS:** Wheels to be 22.5 x 8.25, 10 stud disc minimum. Tires are to be minimum 11R22.5, G ply. All wheels to be equipped with fluorescent loose lug indicators.
- 4.24.14 CAB:** To be equipped with power windows, standard audio package, AC/Heater, and driver air-ride seat. Triangle kit, road flares kit, and 5 lb. fire extinguisher to be securely mounted under the passenger seating.
- 
- 4.24.15 COLOR:** Cab to be OEM White and Tanker to be OEM Black
- 4.24.16 TANKER/SPRINKLER SPECIFICATIONS:**
- 4.24.16.1 CAPACITY:** Minimum 1,900 gallons.
- 4.24.16.2 TANK SHELL:** Steel, oval design, electrically welded throughout. Shell, heads and full section surge plates all 10 gauge material, special cradle design of tank for mounting to chassis. 2 1/2" fill line with strainer for filling from hydrant.
- 4.24.16.3 MANHOLE & OVERFLOW:** 20" diameter hinged manhole with 3" overflow pipe
- 4.24.16.4 PUMPING UNIT:** P.T.O. driven 275 G.P.M. water pump, including P.T.O. and drive line. Water pump is self-priming centrifugal type.
- 4.24.16.5 PIPING:** Valves furnished in pump suction and discharge line which permits filling tank direct from hydrant or to fill tank with pump from stream; circulate in tank; pump to spray bar or sprinkling nozzle; pump off through hose connection; and to serve as pumping unit by pumping water from one location to another without water entering tank.
- 4.24.16.6 LIGHTS:** Clearance and identification furnished for tank. Remount chassis stop, turn and tail lights.

**4.24.16.7 FENDERS:** Heavy duty fenders and mud flaps furnished.

**4.24.16.8 MOUNTING:** Single or tandem axle mounting included

**4.24.16.9 SPRAY BAR:** 8' ft. spray bar, per manufacturer's standard design, to be controlled from inside cab.

**4.24.16.10 FILL HOSE:** 16' ft. x 2 ½" inch hose for hydrant filling.

**4.24.16.11 PAINT:** OEM Black

**4.24.16.12 MISCELLANEOUS:** Access ladder to manhole from Rear. Hose carrying trays mounted on both sides of the bottom of the tank.

4.25	ITEM	QUANTITY	DESCRIPTION
	23	1	35K GVWR Turntable Winch Auger Truck, Auger Sheave Min 42.5 ft.
4.25.1	<b>ENGINE:</b> Minimum 8.3 liter, diesel, minimum 315 HP. Engine will have automatic shutdown feature enabled after 5-minutes of idle time.		
4.25.2	<b>GVWR:</b> Minimum GVWR 35,000 lbs.		
4.25.3	<b>TRANSMISSION/DRIVE:</b> Electronic 5 speed (minimum) automatic transmission capable of a minimum 950 lbs. torque power output @ 1400 RPM.		
4.25.4	<b>REAR AXLE:</b> Rear axle minimum 23,000 lbs.		
4.25.5	<b>FRONT AXLE:</b> Front Axle minimum 12,000 lbs.		
4.25.6	<b>WHEELS &amp; TIRES:</b> Wheels to be 10-hole hub piloted steel disk wheel. Tires are to be 11R 22.5 14 ply, tubeless steel belted radial tires. All wheels to be equipped with fluorescent loose lug indicators.		
4.25.7	<b>BRAKES:</b> Full air, S-cam type, manufacturer's heavy duty brake shoes, spring set -parking brakes. Front and rear automatic slack adjusters. Gear or belt driven compressor. Minimum 13 CFM compressor, Midland Pure Air Plus Dryer Model DA33100 or equal with automatic drain valves Model KN24000 or equal on all tanks. Spring set parking brakes on both rear axles. All brake drums to be cast iron. Quick connect couplings to be located in a protected area near the front bumper. Couplings will not be mounted to the bumper. Female coupling ½" Milton M Type or approved equal to air tanks.		
4.25.8	<b>FUEL SYSTEM:</b> To be equipped with minimum capacity of 40-gallons, aluminum or steel tank. Fuel filtration system to include primary and secondary filter with water separator. Fuel filler neck is required to have a, full flow screen. A Diesel Exhaust Fluid (DEF) will be equipped, if applicable. Fuel tank and DEF tank shall be mounted street side. Diesel Exhaust Fluid (DEF) Gauge inside of cab.		
4.25.9	<b>EXHAUST SYSTEM:</b> Vertical tailpipe, heat guard, and turnout, mounted to allow full utilization of specified cab-to-trunion length or horizontally mounted.		
4.25.10	<b>FRAME RBM:</b> Minimum 900,000 in-lbs. RBM		
4.25.11	<b>TOW HOOKS:</b> Two (2) front tow hooks installed on frame and strengthened sufficiently to pull truck.		
4.25.12	<b>TURNTABLE WINCH AUGER BODY SPECIFICATIONS</b>		
4.25.13	<b>AUGER BODY PLATFORM:</b> Platform to accommodate an auger sheave that extends at minimum up to 42.5 feet. Auger to be mounted on a heavy duty platform body of metal construction with an electrically insulated liner, truck to be in use near electrical hazards. Equipped with 2 steps from lower curb side. 2 vertical storage compartments with one shelf per compartment are to be mounted on each side of the bed behind the cab. The rear of the unit is to also have a step up ladder with rails for employees to safely climb up/down. Equipped with a safety cone holder at truck rear.		

- 4.25.14 TIE DOWNS/HOOKS:** Four (4) sets of 2qty D-rings are to be installed on the platform to aid in securing items during transport. The D-rings are to be spaced out at least 36" inches apart.
- 4.25.15 WINCH:** Equipped with a maximum winching capacity of 30,000 lb. Unit to be supplied with either a turntable mount winch or turret mount winch. There are to be no upper controls and no tool circuit at boom tip.
- 4.25.16 DIGGER DRIVE SYSTEM:** Digger to be a 12,000 lbs. two (2) speed mechanical shift. Digger to have all necessary components installed to operate digger. System to be equipped with right hand command post controls and an engine start/stop button at the lower controls.
- 4.25.17 AUGERS & SCREW ANCHORS:** Unit to be equipped with the following:
- 4.25.17.1** Auger assembly to be an 18 inch diameter, 2 ½ inch Kelly bar, and carbide teeth.
  - 4.25.17.2** Screw Anchor wrench assembly design for installing 1 ½ inch anchors with 2 ½ inch Kelly bar. Kelly bar to be equipped with an adaptor, minimum 7' drive end, and locking dog assembly.
- 4.25.18 ROPE:** Unit to be equipped with a 1 1/8 inch x 115 feet rope installed. Rope to have a minimum 15,000 lbs. rating for use with turntable or turret mount winch.
- 4.25.19 HOOK/ DOWNHAUL WEIGHT:** Unit to be equipped with a swivel hook/ downhaul weight capable of 8 ½ tons.
- 4.25.20 OUTRIGGERS:** Outriggers to be flat shoe "A-Frame" type. The outriggers to have a maximum spread of 149" inches. Shall include motion alarms and interlocks for outriggers.
- 4.25.21 RESERVOIR ASSEMBLY:** Assembly to include a minimum 60 gallon reservoir, filter, and magnetic suction separator.
- 4.25.22 WHEEL CHOCKS:** Rubber; minimum 10" inches long x 8" inches wide x 5 ½" inches high.
- 4.25.23 UNIT AND HYDRAULIC ACCESSORIES:** Unit to be equipped with hydraulic oil and lubricants; installed. A cab controlled heavy duty SAE PTO to be air shifted on chassis with air brakes. A Stanley hydraulic tamper complete with three (3) feet of hose and quick disconnect couplings with three (3) foot handle. A set of two (2) 25 foot hydraulic hoses with two (2) quick disconnect couplings, dust caps, and fittings for hydraulic tools used to be installed on a manually operated reel. A pole-puller to be equipped. Puller to have 7' 5/8" of high-tensile chain and base.
- 4.25.24 WATER CAN BRACKET:** Mounted on rear of unit out of operator's area of movement.
- 4.25.26 DRAWINGS:** In order to ensure accuracy, award winner of this bid must submit a drawing prior to production.
- 4.25.27 TOW BUMPER:** Unit shall have an ICC bumper that is flush mounted with the end of the platform bed. Unit shall have a combination ball hitch/pintle hook with a minimum capacity of 17,000 lbs. Hitch shall be bolted to ICC bumper. Hitch shall have a black powder coat finish. Hitch will have a 7 Way flat pin/blade vehicle connector. Receiver type hitch is acceptable. Bumper to be equipped with 2 D-rings.
- 4.25.28 LIGHTING:** Equipped with amber LED strobe lighting installed that is visible from front and rear of truck. Lighting shall have in cab controls and an indicator light on dash. Lighting shall have replaceable assemblies. Additional lighting includes four (4) 4" Truck-Lite # 40202R, or equal stop, tail and turn lights. Two (2) 4" Truck-Lite # 40204, or equal back up lights. One (1) Arrow # 449-00, or equal license plate light. Two (2) 2-1/2" Truck-Lite # 302004, or equal front marker clearance lights. All reflectors and lighting required for Federal, State and Local laws.

4.26	ITEM	QUANTITY	DESCRIPTION
	24	1	Animal Care Unit

**4.26.1 ENGINE:** Minimum 6 cylinder with a minimum of 360 HP.

**4.26.2 GVWR:** Between 8,501 to 10,000 lbs.; Class 2

**4.26.3 TRANSMISSION/DRIVE:** Automatic transmission with overdrive; 5 speed minimum.

- 4.26.4 SUSPENSION:** Heaviest duty available to include heavy duty shock absorbers and independent struts with stabilization.
- 4.26.5 DIMENSIONS:** Regular cab configuration. Pick-up box length shall be a minimum of 96 inches. Unit shall be 56" Cab to Axle and to be SRW with 6 Cages and 1 two-way accessible storage compartment (total of 8 doors) with an Animal Control Unit Body. Wheelbase to be a minimum of 133 inches.
- 4.26.6 BRAKES:** Equipped with 4-wheel automatic braking system and front vented discs minimum.
- 4.26.7 TIRES & WHEELS:** Tire pressure monitoring system required. Tires must meet or exceed minimum gross vehicle weight rating of vehicle.
- 4.26.8 FUEL SYSTEM:** Fuel tank shall hold a minimum of 25 gallons of Unleaded 87 Octane.
- 4.26.9 MIRRORS:** OEM Standard type inside. Power mirrors outside, left and right, collapsible, below eye level type. Recreational swing or telescoping type. Largest available in model offered. Remote controlled from driver.
- 4.26.10 SEATING:** Vinyl seating and upholstery
- 4.26.11 LIGHTING:** Unit to be equipped with front and back Hide-a-Way lenses and equipped with factory cab control switches.
- 4.26.12 ANIMAL CONTROL UNIT (ACU) ANIMAL COMPARTMENTS:** ACU will be utilized for live animal transport and should consist of 3 compartments on curbside and 3 compartments on street side. All street side and curb side compartments shall measure as follows: Minimum 28"W x 37" H x 38" D. Each compartment shall be internally flush against one another. To allow the removal of fluids, all floors should be on a ¼" slope per foot towards the middle of the compartment to a minimum 1.5" ID drain. All dog compartments shall be designed in a square format as to allow washing with hose without spray-back. Drain holes are to be centered in each compartment. For safety of operators, all doors (excluding rear storage compartment) should have secondary interior safety doors made of stainless steel with catch-pole opening. The interior door must be secured with a chrome-plated or stainless steel latch which is easily operated while securing animals. All dog compartments shall not have areas that can hide or prevent pestilence carrying debris from being easily washed out.
- 4.26.13 REAR, DUAL DOOR, LOCKABLE STORAGE SHALL MEASURE AS FOLLOWS:** One additional compartment will be added to the rear of the unit. This unit shall be an accessible from both sides, rear dual door, lockable storage measuring a minimum of 28"W x 37"H x 80"D (from door to door). All lights shall be operable by a switch within the truck cab. ACU shall include a total of 6 LED lights (one per cage) and 2 LED for the last dual door accessible lockable storage compartment. The last compartment towards the rear is to be a dual accessible storage unit to hold a cage measuring (minimum) 48"L x 20"W x 26"H and catch poles. Inside the storage space, 2 inch, 4 ½ inch, and 2 feet apart "U-Hooks" are to be mounted near the top to hold 5 foot catch poles. The catch poles are to hang as storage between transportation. All compartments should have at minimum 20 gauge aluminum floors or fiberglass. All dog compartments shall have ½" thick; chew proof, rubber mats to fit the entire floor of the dog compartment. Minimum overall dimensions are: 24"W x 36"H x 110"D.
- 4.26.14 ANIMAL CONTROL UNIT (ACU) HEATING, AIR CONDITIONING, AND AIR CIRCULATION:** A/C unit shall consist of an auxiliary compressor separate from the cab and chassis a/c system. Duct work should be installed to allow for heating and air conditioning. The BTU capacity of the HVAC unit should allow for a minimum of 28,000 BTU cooling and 32,000 BTU heat. The minimum CFM rating of the blower is 295. Console-mounted heat and air conditioning panel should be located in the truck cab. Panel shall display the temperature of each individual dog compartment. Variations of temperature outside the programmed settings shall set off an audible alarm inside cab. Each of the 6 storage units will be properly insulated and shall have ventilation ducts for proper air circulation. Each of the 6 storage units will also have "rain cap" / removable cover over the circulation duct to prevent rain from filling the compartment while in transport or staged at a location.
- 4.26.15 ANIMAL CONTROL UNIT (ACU) EXTERIOR LIGHTING:** Unit shall have high-mounted amber colored LED strobe lights mounted on each side of rear of unit. Unit shall have low-mounted white colored LED strobe lights mounted on each side of rear of unit. All strobe lights will be wired to a switch mounted in the cab of the truck.
- 4.26.16 ACU BODY REAR LIGHTS:** Recessed-mounted LED stop/turn and parking capabilities. Additional high-level red LED.

**4.26.17 SAFETY:** Audible Back-Up alarm and camera shall be installed.

**4.26.18 EXTENDED WARRANTY:** Unit must include a 5-year extended warranty, regardless of miles, and include coverage for all parts and labor related to the Animal Control Unit Heating, Air Conditioning, And Air Circulation System.

4.27	ITEM	QUANTITY	DESCRIPTION
	25	1	Half Round End Dump Trailer

**4.27.1 BODY MATERIAL:** Material must be AR- 450, no exceptions.

**4.27.2 BODY LENGTH/ WIDTH:** Minimum length to be 34' feet 3" inches / 96" inches in width.

**4.27.3 YARDAGE:** Minimum 26 Cubic Yards.

**4.27.4 SIDES:** Minimum ¼" AR-450 material / a minimum height of 45" inches.

**4.27.5. FLOOR MATERIAL:** Minimum ¼" inch AR-450

**4.27.6 FRAME:** Unit to be Half Round design; frameless.

**4.27.7 HYDRAULICS:** Hose fitting to be 1" Male Wingtype QD- NO HOSES

**4.27.8 TAILGATE:** To be air high lift- operated. ¼" AR-450, with a manual override located at the side rear of trailer.

**4.27.9 LATCH CONTROL:** To be industry standard.

**4.27.10 TIRES & WHEELS:** Eight (8) each 11R24.5 Load Range G, 24.5x8.25 hub piloted steel disc wheels. Full mud flaps to be installed across rear. Florescent loose lug indicators located on both axles.

**4.27.11 AXLE:** Minimum 25,000 lbs. / each rated at 96" inches.

**4.27.12 SUSPENSION:** Single point; 50,000 rated

**4.27.13 LANDING JACK:** 2-speed, minimum 50,000 lbs. w/ sand shoes- Roadside Handle equipped

**4.27.14 LADDER:** Trailer to be equipped with ladder in front.

**4.27.15 BREAK-AWAY PIN:** Unit to be equipped with industry standard break away pin.

**4.27.16 BODY FINISH:** Black with Black running gear finish.

**4.27.17 LIGHTING:** All lighting and reflectors will meet D.O.T. and Texas State Standards/ and will be LED sealed beam w/ mid-mount turn signal. Amber strobe lights operating while in use. Amber strobe lights shall be mounted on the rear upper tail gate.

**4.27.18 TARP:** Electric flip tarp system to fit bed with manual override. The tarp to be a mesh material. The tarp control to be installed outside directly behind cab/on driver's side front of trailer. Control switch is to be no more than 5'5" from the ground.

4.28	ITEM	QUANTITY	DESCRIPTION
	26	1	28 Cubic Yard Live Bottom Trailer with Tarp Cover

**4.28.1 BODY CONSTRUCTION:** Material must be AR- 450, no exceptions.

**4.28.2 CAPACITY:** Minimum 28 Cubic Yards. Body length 36 feet.

**4.28.3 YARDAGE:** Minimum 26 Cubic Yards.

- 4.28.4 INSULATION:** Minimum 10 gauge abrasion resistant steel. 1/8" Hardox steel or equivalent in hardness.
- 4.28.5 SIDE STIFFENERS:** 10 gauge J channels
- 4.28.6 FRAME:** 10 gauge; 16" deep minimum.
- 4.28.7 CROSSMEMBERS:** 10 gauge plasma cut or laser cut for strength and retention for the chain guidance system, maximum 24" reinforced centers.
- 4.28.8 PRODUCT DOOR:** Twin doors operated by individual air cylinders for creating a tight seal, or proven equal.
- 4.28.9 HYDRAULIC AND PRODUCT BELT:**
- 4.28.9.1 PLANETARY GEAR:** Minimum 30:1 ratio and minimum 100,000 inch pounds of torque.
  - 4.28.9.2 HYDRAULIC MOTOR:** Minimum of 15.2 CIF to off load 42,000 of payload. Minimum of 11.9 cubic inch displacement (C.I.D.)
  - 4.28.9.3 CHAIN:** Minimum six (6) steel pintle chain rated at 12,500 lb.
  - 4.28.9.4 CHAIN ADJUSTMENT:** Independent mechanism for adjustment and tensioning.
  - 4.28.9.5 CHAIN SYSTEM:** Trailer to be equipped with ladder in front
  - 4.28.9.6 PRODUCT BELT:** Minimal continuous 42" wide belt, chemical and heat resistant, continuous with no slats.
  - 4.28.9.7 BELT RETAINER:** Horizontal Bracing 2" tall "V" shaped for added rigidity adding positive self-center alignment.
  - 4.28.9.8 BELT FLASHING:** Adjust; chemical and heart resistant, made of Nitrile (or equivalent). Flashing is to be beveled on the bottom, running full length of the belt creating a tight seal between the two.
  - 4.28.9.9 FLASHING COVERS:** 10 gauge abrasion resistant panels approximately 6- 7/16" wide, beveled on top and bottom. Panels installed in overlapping manner front to rear to prevent undue wear and unloading of material. Installed with bolt and nut; removable from ground level, outside of trailer.
  - 4.28.9.10 LIGHTS AND WIRING:** LED 12 volt sealed lighting meeting FMVSS-108; accessible from the outside for ease of repair.
- 
- 4.28.10 CHASSIS SPECIFICATIONS:**
- 4.28.10.1 FIFTH WHEEL:** Over the fifth wheel style
  - 4.28.10.2 AXLE(S):** Two (2) 23,000 lb. beam rating on two (2) fixed axles
  - 4.28.10.3 LANDING GEAR:** Two speed, telescoping landing legs on curbside.
  - 4.28.10.4 BRAKES:** Air spring brakes with auto slack adjusters.
  - 4.28.10.5 TIRES:** Eight (8) on fixed axles to support 28 cubic yard loads
  - 4.28.10.6 FENDERS:** Front and rear made of aluminum diamond plate, mounted at angles to produce deflection of material and prevent lodging of debris
- 4.28.11 TARP:** Hydraulic or electric tarp from front to rear of bed with manual override. Tarp is to cover entire length of trailer cargo space to prevent loose debris from falling out during transport. Tarp control to be installed outside directly behind cab/on driver's side front of trailer. Control switch is to be no more than 5'5" from the ground
- 4.28.12 SAFETY ALARMS:** Electric safety back up alarm.



- 4.28.13 WORK LIGHTS:** Quantity of two (2) at rear of trailer
- 4.29.14 STROBE LIGHTS:** Quantity of two (2) at rear of trailer
- 4.28.15 HYDRAULIC HOSES:** Provided from trailer to tractor

4.29	ITEM	QUANTITY	DESCRIPTION
	27	3	Flat Bed Pintle Hitch Dovetail Trailer Minimum 40,000 GVWR

- 4.29.1 HAULING CAPACITY:** Minimum 40,000 lbs. rated not less than 65 mph over improved roads.
- 4.29.5 AXLES:** Two (2) 20,000 lbs. minimum heavy duty dual wheel axles with oil bath bearings. Unit to be equipped for electric brakes.
- 4.29.6 BRAKES SYSTEM:** Full air brakes, minimum 12-1/4" x 7-1/2".
- 4.29.7 TIRES:** (8) 235/75 R-17, Load Range H, mounted to 8 hole, hub piloted wheel.
- 4.29.8** Reserved.
- 4.29.9 SUSPENSION:** Unit to have a 48,000 lbs. adjustable suspension.
- 4.29.10 FRAME:** Minimum 14" I-Beam x 26 lbs. per foot, of hi-tensile steel.
- 4.29.11 CROSS MEMBERS:** Must be a minimum 6" junior I-Beam x 3.7 lbs. per foot on 22" centers.
- 4.29.12 FLOORING:** 2" Nominal oak, or equivalent, firmly secured to frame members with recessed bolts or screws. Platform shall be approximate platform length is 24' x 8' with dove tail is approximately 30' Unit shall be equipped with a headboard the full width of the trailer.
- 4.29.13 TIE DOWNS:** Minimum 6 qty 5/8" OD D-rings per each side.
- 4.29.14 RAMP:** Ramp to be a 5' Dove Tail w/ double hinged spring assist ramps. Ramps to manufactured of hi-tensile steel, wood filled, for load compatible to trailer hauling capacity. Maximum lifting weight to be 50 lbs. when ramps are lifted to place in travel position.
- 4.29.15 STORAGE:** Locking chain box with lid located in tongue.
- 4.29.16 TONGUE:** Tongue shall be straight through type with suspension attached to the tongue frame for direct pull with an adjustable lunette eye. To be bolted on with grade 9 bolts (5/8" minimum). One-fourth (1/4") plate shall be welding to underside of tongue to form a tote tray and have drainage holes. Unit shall have a 10% minimum weight on tongue with trailer empty or loaded. Maximum tongue weight not to exceed 15%.
- 4.29.17 COUPLER:** Minimum 60,000 lbs., 3" ID Pintle Eye, adjustable 4 bolt, 5 position, mounted to a one-piece 1/2" steel, wrap around steel nose plate.
- 4.29.18 JACK:** Unit must have dual 12,000 lbs. drop leg jacks. Handle for operating jack shall be installed on the passenger side of trailer. Pipe used to connect jacks to be below deck level and protected with angle iron front and bottom.
- 4.29.19 LIGHTS:** All stop, turn, and clearance lights to be LED shall be recessed mounted at rear of trailer.
- 4.29.20 ELECTRIC PLUG:** Trailer must be equipped with a 7-way RV plug
- 4.29.21 SAFETY CHAINS:** 1/2" Grade 80 alloy chain with Safety latch hook (2 each minimum). Shall include a chain box to store safety chains with a lockable lid.
- 4.29.22 SAFETY FEATURES:** Unit must have all required DOT lighting, DOT tape, and break-a-way switch
- 4.29.23 UNDERCARRIAGE:** Trailer shall be treated with a water proof – rust resistant coating.

4.30	ITEM	QUANTITY	DESCRIPTION
	28	1	14,001-16,000 GVW Utility Bed 41' Working Height Aerial Truck
4.30.1	<b>ENGINE:</b> 6 cylinders or greater with a minimum 300 HP		
4.30.2	<b>GVWR:</b> Minimum 14,001 lbs.		
4.30.3	<b>DIMENSION:</b> Regular Cab configuration. Cab to axle minimum 84".		
4.30.4	<b>TRANSMISSION/DRIVE:</b> Automatic, minimum 5 speed.		
4.30.5	<b>SUSPENSION:</b> Heaviest duty available to include heavy duty shock absorbers.		
4.30.6	<b>BRAKES:</b> Power brakes with minimum front disc and rear drums		
4.30.7	<b>SHOCK ABSORBERS:</b> Heavy duty double acting type, front and rear, in lieu of the manufacturer's regular duty shock absorbers		
4.30.8	<b>WHEELS &amp; TIRES:</b> Unit to be equipped with dual rear tires and wheels. Tire pressure monitoring system required. Tires to meet or exceed minimum gross vehicle weight rating of vehicle, all season tread design.		
4.30.9	<b>FUEL SYSTEM:</b> Fuel tank shall hold a minimum 35 gallon capacity and be certified to run on 87 Octane Gasoline.		
4.30.10	<b>MIRRORS:</b> OEM standard type inside. Power mirrors outside, left and right, collapsible, below eye level type. Recreational swing or telescoping type. Largest size available in model offered. Remote controlled from driver.		
4.30.11	<b>LIGHTING:</b> Four (4) flood type working lights to be wired to up-fitter switches located in cab- two (2) mounted in front facing forward and two (2) mounted at the rear of the stake bed.		
4.30.12	<b>AERIAL &amp; SERVICE BODY:</b>		
4.30.12.1	<b>LIFT:</b> The lift shall be insulated telescopic articulating design with 36' platform height minimum and 41' working height with upper controls and tool ports.		
4.30.12.2	<b>CONTROL SYSTEM:</b> The upper control shall be a multi-jointed handle and shall include a safety trigger on the handle. An emergency stop control will be included. Upper controls must include electrical insulation for operator protection. All upper control handles and tool ports must be dielectrically isolated and fully tested The lower control station is equipped with a selector valve to override the upper controls. The hydraulic control valves are full pressure and full flow. The power switch must be activated and the truck ignition must be in the "run" position in order for the lift to be operated. Start/stop controls must be located at the upper and lower control stations and integrated with the electric drive system controls. The system must be accessible from the upper or lower controls. The throttle control shall be multi-speed. The system must be accessible from the upper or lower controls and be integrated with the electric drive system. The electric drive system must operate at constant speed/flow and not require engine throttle.		
4.30.12.3	<b>OUTER/INNER BOOM ASSEMBLY:</b> Equipped with an outer boom, telescopic inner boom, the telescoping inner boom shall extend and retract over sliding bearings located in the end of the lower booms. Phenolic components only. Plastic adjustable slide pads are not permitted. The hoses must be non-conductive and fully contained within the boom assembly. The inner boom should not need to be removed to service the extension cylinder or sliding bearings. Minimum Inner Boom Extension of 103 inches and 42 to 46 in. insulation gap when fully extended.		
4.30.12.4	<b>LOWER BOOM ASSEMBLY:</b> As a minimum, the lower boom shall consist of an 8 in. x 10 in. steel section with a high strength fiberglass section. The assembly shall include a double acting cylinder with dual holding valves to allow the lower boom to articulate from horizontal to 87 degrees above horizontal. A compensation link shall form a parallelogram linkage to maintain the outer/inner boom assembly at a constant angle to the turret. A stainless steel stud should be included at each end of the insert to shunt the system during electrical testing.		

**4.30.12.5 TURRET/ROTATION:** As a minimum, the turret wings shall be a steel plate and designed for rigidity. A steel tube should be welded between the turret wings to support the boom cylinder and provide rigidity. The turret plate shall be machined flat to support the rotation bearing with a bearing cover to prevent foreign material from interfering with lift rotation.

**4.30.12.6 PEDESTAL:** The pedestal should be vertical weldment with an access opening on both sides. The hydraulic reservoir, hydraulic relief valve, hydraulic hoses, and emergency power DC motor and pump should be built integral to the pedestal weldment. The desired platform size is 24 in. x 30 in. x 42 in. (.61m x .61m x 1.07m) closed fiberglass platform with one step and shall include a fitted liner and soft vinyl platform cover. Platform liner shall be tested and rated for 50 kV AC. The basket must have a minimum safe working capacity of 400 lbs. The platform must be end mounted with hydraulically leveled platform. The leveling system shall include a master/slave cylinder arrangement that can be actuated from the upper controls for cleanout or rescue with hydraulic leveling control at the lower control (turret) to aid in cleanout or rescue and a hydraulic platform rotator, operated by a control lever, that can rotate the platform 180 degrees from one side of the outer/inner boom assembly, across the end-hung position, to the other side of the outer/inner boom assembly.

**4.30.12.7 HYDRAULIC SYSTEM:** The open-center hydraulic system shall deliver approximately 3 GPM at 2000 psi. Fluid level see thru gauge must be equipped on the tank. Hydraulic oil is to be included. The hydraulic power that produces the 3 GPM should be provided by the transmission mounted PTO and pump system.

**4.30.12.8 GENERAL:** The complete unit is primed and painted OEM White prior to assembly. The high pressure hoses routed through the booms must be non-conductive hoses with swaged hose end fittings. Dual pin retention is required. Pins are high strength alloy steel and chrome plated for a hard finish and corrosion resistance. Cylinder pins are held in place with torque seal marked bolts at one end and a pin cap bolted to the other end.

**4.30.12.9 STABILIZATION:** System must include sub-frame mounted A-frame type outriggers with pivot feet, pilot operated check valves and a selector valve, provide sufficient for the equipment size

#### **4.30.13 MINIMUM BODY SPECIFICATIONS**

**4.30.13.1 BODY MATERIALS:** Main body to be fiberglass structure with smooth gelcoat finish. Compartment tops to be non-skid. Inner and outer door panels to be smooth gelcoat finish. Front bulkhead and rear skirt to be 3/16 in thick smooth aluminum. Door hinges to be stainless steel rod and socket. Body floor is aluminum tread plate.

#### **4.30.13.2 ACCESSORIES;**

**4.30.13.2.1** Outrigger pad holders, one per side

**4.30.13.2.2** Composite outrigger pads, (2) 18 in. x 18 in. x 1 in with grab handle rope

**4.30.13.2.3** Back-up alarm

**4.30.13.2.4** Mud flaps

**4.30.13.2.5** Walking surfaces to be non-skid coating

**4.30.13.2.6** Accessories/trim to be etch primed and automotive grade finish

**4.30.13.2.7** 5 lb. Fire extinguisher,

**4.30.13.2.8** Two (2) LED strobe lights in the front grill and

**4.30.13.2.9** Two (2) LED strobe lights flush mounted on the rear of service body.

#### **4.30.14 STREET SIDE COMPARTMENTS:**

**4.30.14.1** 1st Vertical - 2 adjustable shelves and dividers on 6" centers.

**4.30.14.2** 2nd Vertical- 2 adjustable shelves and dividers on 6" centers.

**4.30.14.3** Horizontal - One removable shelf with dividers.

**4.30.14.4** Rear Vertical - 2 adjustable shelves and dividers on 6" centers.

**4.30.14.5** Hot stick shelf with drop down door at rear.

#### 4.30.15 CURB SIDE COMPARTMENTS:

- 4.30.15.1 1st Vertical - 2 adjustable shelves and dividers on 6" centers.
- 4.30.15.2 2nd Vertical -Grip strut access steps with grab handle.
- 4.30.15.3 Horizontal - One removable shelf with dividers.
- 4.30.15.4 Rear Vertical - 7 fixed material hooks 2-3-2.

**4.30.16 TAIL SHELF:** Aluminum tread plate tail shelf 30" long x 94" wide x 6" high. Hinged lift-up lids with locking latches on tail. Shelf for Electric Drive enclosure access.

**4.30.17 REAR LIGHTING:** Light bar installed at rear of tail shelf. Mounted recessed rear lighting. Two stop/tail/turn, two side clearance, two rear clearance, three light center cluster, two clear backup lights.

**4.30.18 WARNING LIGHTS:** Include an LED arrow stick directing traffic left, right or both be mounted on the rear of the service body in line of approaching traffic from the rear. Controls shall be mounted inside of the truck cab.

4.31	ITEM	QUANTITY	DESCRIPTION
------	------	----------	-------------

29	1	52K GVW 2,000 Gallon Fuel & Lube Truck
----	---	--

**4.31.1 ENGINE:** Minimum 12 liter, diesel, minimum 365 HP. capable of a minimum 1,200 lbs. torque power @ 1,600 RPM. Engine will have automatic shutdown feature enabled after 5-minutes of idle time.

**4.31.2 GVWR:** Minimum GVWR 52,000 lbs.

**4.31.3 TRANSMISSION/DRIVE:** Electronic 5 speed (minimum) automatic.

**4.31.4 REAR AXLE:** Dual Rear axle minimum 40,000 lbs.

**4.31.5 FRONT AXLE:** Front Axle minimum 18,000 lbs.

**4.31.6 FRAME:** Minimum 1,650,000 RBM

**4.31.7 WHEELS & TIRES:** Wheels to be 10-hole hub piloted steel disk wheel. Tires are to be 11R 22.5 16 ply, tubeless steel belted radial tires. Loose wheel stud/lug indicators shall be installed on all wheels, color orange.

**4.31.8 BRAKES:** Full air, S-cam type, manufacturer's heavy duty brake shoes, spring set parking brakes. Front and rear automatic slack adjusters. Gear or belt driven compressor. Minimum 13 CFM compressor, Midland Pure Air Plus Dryer Model DA33100 or equal with automatic drain valves Model KN24000 or equal on all tanks. Spring set parking brakes on both rear axles. All brake drums to be cast iron. Quick connect couplings to be located in a protected area near the front bumper. Couplings will not be mounted to the bumper. Female coupling 1/2" Milton M Type or approved equal to air tanks.

**4.31.9 FUEL SYSTEM:** To be equipped with minimum capacity of 50 gallons, aluminum or steel tank. Fuel filtration system to include primary and secondary filter with water separator. Fuel filler neck is required to have a, full flow screen. A minimum 3 gallon Diesel Exhaust Fluid (DEF) will be equipped. Fuel tank and DEF tank shall be mounted street side. Diesel Exhaust Fluid (DEF) Gauge inside of cab.

**4.31.10 EXHAUST SYSTEM:** Vertical tailpipe, heat guard, and turnout, mounted to allow full utilization of specified cab-to-trunion length or horizontally mounted.

**4.31.11 ELECTRICAL:** Units to be equipped with three (2) minimum 12-volt, heavy duty batteries (total 2100 CCA).

**4.31.12 TOW HOOKS:** Two (2) front tow hooks installed on frame and strengthened sufficiently to pull truck.

#### 4.31.13 2,000 GALLON FUEL TANK SPECIFICATIONS:

**4.31.14 TANK:** Truck mounted 2000 gallon, strait elliptical, and 2 compartment aluminum fuel truck tank.

**4.31.14.1** Unit to be equipped with a secondary recovery cabinet at rear of unit; or a large drip pan that is easily removable.

**4.31.15 COMPARTMENTS:** Truck to consist of 2 tanks. One (1) 700 gallon tank to will be used to hold Highway Diesel. One (1) 1300 gallon tank will be used to hold Off Road/Construction Diesel. A compartment equipped with a 50 gallon DEF tank to be included. DEF tank to be stainless **steel**.

**4.31.16 LADDER:** A rear mounted ladder with expanded walkway will be securely mounted on top.

**4.31.17 HOSES/MEASUREMEMENT STICK:** Two (2) each – 7 "inch x 15' foot hoses tubes one each on each side and one (1) gauge stick , tube mounted, on curb side. Measuring stick to be a Bagby Gage 12 1/2' Folding Tank Gauge Stick, or equivalent.

**4.31.18 VALVES/VENTS:** This truck will not be equipped for under truck discharge or refuel. EJ Ward has a vapor recovery fueling system that should be incorporated to the truck design function. Truck shall be DOT compliant for fuel trucks. This shall include two (2) 4" inch x 3" inch open able adaptor valve unloading spouts with 2" OPW dry breaks and any other ventilation features required by federal mandate, which may include but not be limited to:

**4.31.18.1** Three (3) inch cable operated emergency valves with fusible links or equivalent function per manufacturer design.

**4.31.18.2** Air operated 3" vents or equivalent function per DOT regulations.

**4.31.18.3** Full length vapor proof flashing with in/out breathing vents as required per manufacturer design and DOT compliance.

**4.31.19 WIRING SYSTEM:** ATA color-coded, sealed/waterproofed electrical wiring system. All wiring to be in-frame through rubber grommets connected to vapor proof type lighting with plug-in electrical connectors only.

**4.31.19.1** Bid Award winner must coordinate with EJ Ward pumping system prior to delivery to ensure vehicle offered is compatible to receive fuel from City of San Antonio fuel dispensing system.

**4.31.20 STREET SIDE CABINET:** Street side cabinet to include:

**4.31.20.1** Fire Extinguisher decal

**4.31.20.2** Easily accessible 10 pound ABC fire extinguisher mounted inside.

**4.31.21 CURB SIDE CABINET:** Curb side cabinet to include:

**4.31.21.1** 2"inch jumper/flexible hose with 2" inch dry break coupler

**4.31.21.2** 2 compartment emergency valve operator.

**4.31.21.3** 2" inch LC meter with air eliminator, BPV and ticket printer that is to be stored in the middle curbside cabinet.

**4.31.21.4** 2" inch Apollo valve (pump-off fitting before meter)

**4.31.21.5** 3" inch adaptor/cap (pump- off fitting)

**4.31.21.6** Hannay electric hose reel or equivalent.

**4.31.21.7** 1 ½" x 50 ft. fuel hose

**4.31.21.8** 1 ½" manual nozzle with swivel.

**4.31.21.9** LED Cabinet light

**4.31.21.10** Deleted

**4.31.22 PUMPING EQUIPMENT:** Equipment to include:

**4.31.22.1** Heavy duty power clutch PTO with control in curbside cabinet

**4.31.22.2** 1310 tubular drive shaft

**4.31.22.3** ½" inch TXD Blackner pump with tee strainer or equal.

**4.31.22.4** PTO/Pump interlock

**4.31.22.5** Reelcraft hose reels with swivel and nozzles, or equivalent.

**4.31.22.6** Pumps are to be accessible in the rear compartment (curbside) below the hose reel storage.

**4.31.23 LUBE SYSTEM:** Unit to be equipped with a Lube System and to be powered by a Hydraulic Compressor. Gas/Diesel powered compressor will not be accepted. Unit will be equipped with the following:

- 4.31.23.1** Four (qty) 100 gallon oil product tanks and corresponding dispenser meters.
- 4.31.23.2** One 150 gallon waste oil tank
- 4.31.23.3** One 50 gallon water/ antifreeze tank
- 4.31.23.4** One 120 lb. grease station with Graco or equivalent 50:1 piston pump.
- 4.31.23.5** Reelcraft hose reels with swivel and nozzles, or equivalent.

**4.31.24 LIGHTS:** Unit to be equipped with six (6) exterior work lights. Lights are to be LED and a sufficient size to illuminate the work area at night.

**4.31.25 NOTE:** Unit shall be thoroughly cleaned to remove all grease, dirt, weld slag, and foreign matter, in keeping with good acceptable industry practices. Unit shall have all required tests and/or inspections and certifications and be read for service upon completion and delivery. A mandatory 3 hour training session will conducted by the fuel tank vendor at the location of the City of San Antonio's choice.

**4.31.26 DRAWINGS:** In order to ensure accuracy, award winner of this bid must submit a drawing prior to production.

4.32	ITEM	QUANTITY	DESCRIPTION
	30	2	19,501- 26,000 Four Full Door GVW Flat/Stake Bed Truck w/ Lift Gate and Tow Package

**4.32.1 TRUCK:** Four full door cab with grab handles, tilt hood, and fenders. Truck is to be equipped with running boards at every door. Engine will have automatic shutdown feature enabled after 5-minutes of idle time. Cab to axle minimum 102".

**4.32.2 ENGINE:** Diesel, minimum 270 HP.

**4.32.3 GVWR:** Between 19,501-26,000 lbs.; Class 6.

**4.32.4 TRANSMISSION/DRIVE:** Electronic 5 speed (minimum) automatic transmission capable of a minimum 660 lbs. torque power output at 1,300 RPM.

**4.32.5 FRAME:** Minimum 1,275,000-RBM

**4.32.6 FRONT AXLE:** Minimum 8,500 lbs., equipped with hub piloted steel hubs, out-board mount type brake drums with Stemco (or equal) front wheel visible cap bearing oiler. Front shock absorbers to be heaviest duty available for specified axle.

**4.32.7 REAR AXLE:** Minimum 15,000 lbs., two speeds, ratio geared to attain 65 mph +/-2 mph, equipped with hub piloted steel hubs, out-board mount type brake drums. Unit shall have a maximum of 300 ft. per minute in low speed. Stemco (or equal) oil rear seals.

**4.32.8 WHEELS & TIRES:** Wheels to be 10 hole hub piloted steel disk wheel, minimum 11R-22.5R steel belted tubeless radials, minimum load range G tires. Front tires to be conventional tread. Rear dual wheel application to be on-off, self-cleaning, lug design. Loose lug indicators on front and rear wheels.

**4.32.9 BRAKES:** Full air, S-cam type, manufacturer's heavy duty brake shoes, spring set parking brakes. Front and rear automatic slack adjusters. Minimum 13 CFM compressors with automatic drain valves and pull chains accessible from the side of the truck. Spring set parking brakes on both rear axles. Quick connect couplings to be located in a protected area near the front bumper. Couplings will not be mounted to the bumper. Female coupling ½" to air tanks.

**4.32.10 FUEL SYSTEM:** To be equipped with under cab minimum 50 gallon left and right hand tanks. Fuel filtration system to include primary and secondary type fuel filters with automatic water separator. DEF tank to be equipped with gauge inside cab, if applicable. Fuel tank and DEF tank shall be mounted street side and shall be delivered full.

**4.32.11 EXHAUST SYSTEM:** Exhaust system to mounted underneath unit. (NO EXCEPTIONS)

**4.32.12 Deleted:**

**4.32.13 TOW HOOKS:** Two front tow hooks installed on frame and strengthened sufficiently to lift, pull, and tow truck without damaging bumper or other body parts.

**4.32.14 UNIT TO BE EQUIPPED WITH THE FOLLOWING:**

- 4.32.14.1** Minimum one (1) electrical and one (1) air horns that meet DOT standards.
- 4.32.14.2** Integral power steering.
- 4.32.14.3** Adjustable driver seat/ bench passenger seating.
- 4.32.14.4** Turn indicators, front and rear, stop and tail lights.
- 4.32.14.5** Windshield washers and variable speed wipers.
- 4.32.14.6** Adjustable steering column.
- 4.32.14.7** Power Port/ USB charging port.
- 4.32.14.8** Electronic back up alarm.
- 4.32.14.9** DOT triangle kit and reflector flare kit securely mounted in the cab.
- 4.32.14.10** 5-lb ABC rated fire extinguisher securely mounted in cab.
- 4.32.14.11** Bracket for 3 ½-gallon water cooler mounted at a location approved by end user.
- 4.32.14.12** **SAFTEY:** All vehicles will require an audible back up alarm and amber color LED strobe lights model Grote 77353, or equal. Strobe lights are to be installed on the front grill of chassis and rear panel body. Strobes to be wired to a factory type or toggle switch inside of the cab.

**4.32.15 TOW PACKAGE:** Unit to be equipped receiver type tow package hitch. A removable pintle/ball hitch combo sleeve to be used with a lock & pin mechanism to keep sleeve in place during use. Tow capacity to be a minimum 17,000 lbs.

**4.32.16 SPECIFICATIONS FLATBED BODY:**

- 4.32.16.1** **LENGTH:** Fifteen feet (15')
- 4.32.16.2** **WIDTH:** Ninety inches (90") minimum
- 4.32.16.3** **LONGITUDINAL SILLS:** Minimum four inch (4") channel, 5.6 pound, high strength steel
- 4.32.16.4** **CROSS SILLS:** Minimum four inch (4") formed box channel of "C" section high strength steel, eleven (11) gauge. All cross sills to be welded to longitudinal sills on all sides.
- 4.32.16.5** **SIDE AND END RAILS:** Unit to be equipped with 3 individual toolboxes equal the length of the flatbed from cab to end on both sides. Toolboxes are to be lockable. Each toolbox is to be 12" H x 12" D x 5' L and OEM Black. A lockable bar the length of the 3 tool boxes on both sides of the bed to be equipped to secure contents in storage boxes.
- 4.32.16.6** **FLOOR:** Minimum three sixteenths inch (3/16"), steel tread plate with floor welded to cross members, or minimum one eighth inch (1/8") steel tread plate with a minimum of five (5) floor support long sills, formed of twelve (12) gauge steel channel
- 4.32.16.7** **LIGHTING:** Two (2) amber reflectors; four (4) red reflectors; two (2) combination stop and turn signal lights; four (4) clearance lights (mounted on left and right rub rails). Stop lights, turn signals, backup, marker, and clearance lights shall be LED-type. All lights and reflectors are required to meet State inspection requirements

- 4.32.16.8 TAILGATE:** Unit will have a hinged double swing type door as tailgate. Hinges will be welded to rear of toolboxes on both sides and a latch lock will be equipped in the middle. Double swing door tailgate will be 12"H (same as toolboxes) and be 3/8" inch steel. Tailgate will be OEM Black
- 4.32.16.9 HEADACHE RACK:** Unit will come equipped with a headache rack at front of cab. Rack will have a mesh "see thru" type material for safety. Rack will be equipped with two (2) amber beacon lights on both sides at front of cab. Rack will be OEM Black.

#### **4.32.17 SPECIFICATIONS HYDRAULIC/ ELECTRIC LIFT GATE;**

- 4.32.17.1 LIFT GATE:** Hydraulic electric rail gate lift gate to be equipped at back of unit. Tuck-under will not be accepted. Lift to extend/fold down to a minimum 55" L with a minimum 84" W. Material to be a tread plate design. Lift capacity to be no less than 3,000 lbs. Platform to have a 4" inch taper down to assist with loading. Lift gate to be equipped with a safety latch locking folded platform in place when not in use.

<b>4.33</b>	<b>ITEM</b>	<b>QUANTITY</b>	<b>DESCRIPTION</b>
-------------	-------------	-----------------	--------------------

	<b>31</b>	<b>2</b>	<b>14,001-16,000 GVW Cabover 14' Box Truck with Lift Gate</b>
--	-----------	----------	---

**4.33.1 ENGINE:** Diesel. Minimum 4 cycle- 4 cylinder. Unit to have a minimum output of 210 HP at 2,500 RPM.

**4.33.2 GVWR:** Minimum 14,001-16,000 lbs.

**4.33.3 TRANSMISSION/ DRIVE:** Automatic with overdrive; 6 speed minimum; Power Steering. Unit to deliver minimum torque output of 440 lbs. at 1,500 RPM.

**4.33.4 FRONT AXLE / SUSPENSION:** Axle to be a reversed Elliot "I" beam; or equivalent, with taper-leaf spring shock absorbers and stabilizing suspension.

**4.33.5 REAR AXLE / SUSPENSION:** Axle to be full-floating, single reduction; single speed by hypoid gearing suspension.

**4.33.6 FRAME:** Resisting bending moment to be a minimum 316,800 RBM.

**4.33.7 BRAKES:** Unit to be equipped with all three (3) types:

**4.33.7.1** Service: hydraulic system for front and rear with disc brakes.

**4.33.7.2** Parking: Unit to have a mechanical, internally expanding acting on transmission output shaft.

**4.33.7.3** Exhaust: Supply manufacturer design exhaust valve in exhaust pipe or an provide an exhaust cut-off switch in cab.

**4.33.8 DIMENSIONS:** Cab Over design. Minimum wheelbase to be 137".

**4.33.9 WHEELS & TIRES:** Tires to meet or exceed minimum gross vehicle weight rating of vehicle, all season design.

**4.33.10 FUEL SYSTEM:** Minimum 30 gallon tank capacity and to be certified to run on Ultra Low Sulfur Diesel and be equipped with a Diesel Exhaust Fuel (DEF) tank; 3 gallon minimum. DEF tank gauge to be equipped inside of cab.

**4.33.11 MIRRORS:** OEM standard type inside. Combination mirrors outside, left and right. Top to be standard type mirror. Bottom piece to be convex mirror.

#### **4.33.12 BOX TRUCK DIMENSIONS**

**4.33.12.1 BOX LENGTH:** (outside) 14' feet 5" inches

**4.33.12.2 BOX LENGTH:** (inside) 13' feet 11" inches

**4.33.12.3 FLOOR:** One 1/8" inch laminated hardwood floor



- 4.33.12.4 REAR DOOR WIDTH:** 88" inches
- 4.33.12.5 REAR DOOR HEIGHT:** 79.25" inches
- 4.33.12.6 E-TRACKS/ WOODEN SLATS:** Inside box to be equipped with 2 sets of E-Tracks and wooden slats on each side to secure cargo from shift during transport.
- 4.33.12.7 ROOF AND PANEL CORNER CAP RADIUS:** Shall be constructed of to be rounded aluminum.
- 4.33.12.8 ROOF:** Roof to be one aluminum sheet with anti-snap roof bows on 24" inch centers with crowned roof design which will prevent water/ice pooling.
- 4.33.12.9 SIDING:** Box exterior material to be .040 aluminum sheets pre-painted white.
- 4.33.12.10 INTERIOR LIGHTS:** Unit to be equipped with an LED interior dome light. Dome light switch will be located near the door of the box.
- 4.33.12.11 EXTERIOR LIGHTS:** All exterior lighting to be LED light
- 4.33.12.12 LIFT GATE:** A heavy- duty tuck-under hydraulic electric lift gate will be equipped. Lift gate maximum capacity to be 2,000 lbs. Platform treadplate to be steel, with a minimum 36" inch x 72" platform with a wedge. A locking mechanism must engage when lift gate is folded and tucked under before unit can be driven.
- 4.33.12.13 LIFT GATE POWER SWITCH:** An on/off illuminating toggle switch will be mounted in the cab to identify the power for lift gate operation
- 4.33.12.14 SAFETY:** All vehicles will require an audible back up alarm and amber color LED strobe lights model Grote 77353, or equal. Strobe lights are to be installed in all four corners (front grill and rear of box body) of truck. Strobes to be wired to a factory type or toggle switch inside of the cab.

4.34	ITEM	QUANTITY	DESCRIPTION
	32	1	16,001 – 19,500 lb. GVW 60" Cab to Axle, DRW, 4x4 Flat Bed Body w/Lift Gate

**4.34.1 ENGINE:** Minimum 6 cylinder, able to deliver a minimum 300 HP.

**4.34.2 GVWR:** Minimum 16,001 lbs.

**4.34.3 TRANSMISSION/ DRIVE:** Automatic transmission with overdrive; 5 speed minimum. 4X4 Drive train - Two speed transfer case with electronic shift control.

**4.34.4 SUSPENSION:** Heaviest Duty available to include heavy duty shock absorbers and independent struts with stabilization.

**4.34.5 BRAKES:** Equipped with 4-wheel braking system, and front vented discs minimum.

**4.34.6 DIMENSIONS:** Regular cab configuration. 60" Cab to Axle

**4.34.8 TIRE & WHEELS:** Dual rear wheel design. Tires to meet or exceed the minimum gross vehicle weight rating of the vehicle, all-terrain design.

**4.34.9 FUEL SYSTEM:** Minimum 30 gallon tank capacity and to be certified to run on Ultra Low Sulfur Diesel and be equipped with a Diesel Exhaust Fuel (DEF) tank. DEF tank gauge to be equipped inside of cab.

**4.34.10 MIRRORS:** OEM standard type inside. Power mirrors outside, left and right, collapsible, below eye level type. Recreational swing or telescoping type. Largest size available in model offered. Remote controlled from driver.

**4.34.11 FLAT BED BODY SPECIFICATIONS:**

**4.34.11.1 LENGTH:** Minimum 9 feet.

**4.34.11.2 WIDTH:** Approximately 7.5 feet.

**4.34.11.3 HEIGHT:** Approximately 13 inches high, both sides. (Non-removable)

**4.34.11.4 FLOOR:** One-piece, 3/16" steel. 2" formed in floor-to-side radius.

**4.34.11.5 HEADACHE RACK:** 12 gauge steel with integral mesh cab shield.

**4.34.11.6 CAPACITY:** Able to transport 3 cubic yards of various materials.

**4.34.11.7 STORAGE BOX:** A lockable storage box will be mounted under passenger side of bed behind cab. Box dimensions to be a minimum 30"wide x 16"high x 20"deep.

**4.34.12 LIGHT PACKAGE:** LED amber strobe kit (minimum of two lights) installed under lift gate facing rearward and shall be wired to up-fitter switches located in cab. Shall also be equipped with stop lights, turn signals, backup, marker, and clearance lights shall be LED-type. All lights and reflectors are required to meet State inspection requirements.

**4.34.13 ARROW BAR/STICK:** An LED directional arrow to be installed on top of cab or high point on headache rack. The arrow stick to be connected to factory installed switches. The switches are to be configured to direct the lighting in different directions.

**4.34.14 BODY PREPARATION:** Primed with high quality primer then painted black.

**4.34.15 MUD FLAPS:** Vehicle body must have black unmarked mud flaps with anti-sail device position in front and rear of axle.

**4.34.16 LIFT GATE:** Minimum 1,500 lb. lift capacity heavy duty hydraulic electric power lift gate (non-tuck-a-way) to be in place of tailgate. Material shall be tread plate steel with two piece platform, minimum 42"wide x 36" long loading deck. Lift gate to be painted Black.

## 005 - SUPPLEMENTAL TERMS & CONDITIONS

### Original Contract Term.

This contract shall begin upon the effective date of the ordinance awarding the contract, or date specified in the award letter if this contract does not exceed \$50,000. This contract shall terminate upon completion of all work described herein or delivery of all goods ordered, as applicable.

### Liquidated Damages for Delay:

The parties agree that the actual damages that might be sustained by the City by reason of the breach by Vendor of its covenant to make delivery within the time specified herein, is uncertain and would be difficult of ascertainment, and that the sum of \$100.00 per day per unit for each day that delivery is late would be a reasonable compensation for such breach. Vendor hereby promises to pay, and City hereby agrees to accept, such sum as liquidated damages, and not as a penalty, in the event of such breach. Furthermore, the parties agree that City may withhold said liquidated damages from any payments due to Vendor hereunder. If Vendor's delay exceeds 30 days, City may, at its option, elect to terminate this contract in whole or in part. In such event, City may pursue actual damages, rather than applying this liquidated damages provision.

### Change Orders.

Notwithstanding anything stated to the contrary in Section 006 – General Terms & Conditions, in order to comply with Texas law governing purchases made by municipalities, the following rules shall govern all change orders made under this contract.

Any change orders that become necessary during the term of this contract as a result of changes in plans, specifications, quantity of work to be performed, materials, equipment or supplies to be furnished must be in writing and conform to the requirements of City Ordinance 2011-12-08-1014, as hereafter amended.

Any other change will require approval of the City Council, City of San Antonio.

Changes that do not involve an increase in contract price may be made by the Director.

No oral statement of any person shall modify or otherwise change, or affect the terms, conditions or specifications stated herein.

### Insurance.

A) Prior to the commencement of any work under this Agreement, Vendor shall furnish copies of all required endorsements and completed Certificate(s) of Insurance to the City's Finance Department-Purchasing Division, which shall be clearly labeled **"Purchase of Medium and Heavy Duty Trucks and Trailers"** in the Description of Operations block of the Certificate. The Certificate(s) shall be completed by an agent and signed by a person authorized by that insurer to bind coverage on its behalf. The City will not accept a Memorandum of Insurance or Binder as proof of insurance. The certificate(s) must be signed by the Authorized Representative of the carrier, and list the agent's signature and phone number. The certificate shall be mailed, with copies of all applicable endorsements, directly from the insurer's authorized representative to the City. The City shall have no duty to pay or perform under this Agreement until such certificate and endorsements have been received and approved by the City's Finance Department-Purchasing Division. No officer or employee, other than the City's Risk Manager, shall have authority to waive this requirement.

B) The City reserves the right to review the insurance requirements of this Article during the effective period of this Agreement and any extension or renewal hereof and to modify insurance coverages and their limits when deemed necessary and prudent by City's Risk Manager based upon changes in statutory law, court decisions, or circumstances surrounding this Agreement. In no instance will City allow modification whereby City may incur increased risk.

C) A Vendor's financial integrity is of interest to the City; therefore, subject to Vendor's right to maintain reasonable deductibles in such amounts as are approved by the City, Vendor shall obtain and maintain in full force and effect for the duration of this Agreement, and any extension hereof, at Vendor's sole expense, insurance coverage written on an occurrence basis, unless otherwise indicated, by companies authorized to do business in the State of Texas and with an A.M Best's rating of no less than A- (VII), in the following types and for an amount not less than the amount listed below:

TYPE	AMOUNTS
1. Commercial General Liability Insurance to include coverage for the following: a. Premises/Operations b. Products/Completed Operations c. Personal/Advertising Injury	For Bodily Injury and Property Damage of \$1,000,000 per occurrence; \$2,000,000 General Aggregate, or its equivalent in Umbrella or Excess Liability Coverage

D) Vendor agrees to require, by written contract, that all subcontractors providing goods or services hereunder obtain the same categories of insurance coverage required of Vendor herein, and provide a certificate of insurance and endorsement that names the Vendor and the CITY as additional insureds. Policy limits of the coverages carried by subcontractors will be determined as a business decision of Vendor. Respondent shall provide the CITY with said certificate and endorsement prior to the commencement of any work by the subcontractor. This provision may be modified by City's Risk Manager, without subsequent City Council approval, when deemed necessary and prudent, based upon changes in statutory law, court decisions, or circumstances surrounding this agreement. Such modification may be enacted by letter signed by City's Risk Manager, which shall become a part of the contract for all purposes.

E) As they apply to the limits required by the City, the City shall be entitled, upon request and without expense, to receive copies of the policies, declaration page, and all required endorsements. Vendor shall be required to comply with any such requests and shall submit requested documents to City at the address provided below within 10 days. Vendor shall pay any costs incurred resulting from provision of said documents.

City of San Antonio  
Attn: Finance Department-Purchasing Division  
P.O. Box 839966  
San Antonio, Texas 78283-3966

F) Vendor agrees that with respect to the above required insurance, all insurance policies are to contain or be endorsed to contain the following provisions:

Name the City, its officers, officials, employees, volunteers, and elected representatives as additional insureds by endorsement, as respects operations and activities of, or on behalf of, the named insured performed under contract with the City, with the exception of the workers' compensation and professional liability policies;

Provide for an endorsement that the "other insurance" clause shall not apply to the City of San Antonio where the City is an additional insured shown on the policy;

Workers' compensation, employers' liability, general liability and automobile liability policies will provide a waiver of subrogation in favor of the City.

Provide advance written notice directly to City of any suspension or non-renewal in coverage, and not less than ten (10) calendar days advance notice for nonpayment of premium.

G) Within five (5) calendar days of a suspension, cancellation or non-renewal of coverage, Vendor shall provide a replacement Certificate of Insurance and applicable endorsements to City. City shall have the option to suspend Vendor's performance should there be a lapse in coverage at any time during this contract. Failure to provide and to maintain the required insurance shall constitute a material breach of this Agreement.

H) In addition to any other remedies the City may have upon Vendor's failure to provide and maintain any insurance or policy endorsements to the extent and within the time herein required, the City shall have the right to order Vendor to stop work hereunder, and/or withhold any payment(s) which become due to Vendor hereunder until Vendor demonstrates compliance with the requirements hereof.

I) Nothing herein contained shall be construed as limiting in any way the extent to which Vendor may be held responsible for payments of damages to persons or property resulting from Vendor's or its subcontractors' performance of the work covered under this Agreement.

J) It is agreed that Vendor's insurance shall be deemed primary and non-contributory with respect to any insurance or self-insurance carried by the City of San Antonio for liability arising out of operations under this Agreement.

K) It is understood and agreed that the insurance required is in addition to and separate from any other obligation contained in this Agreement and that no claim or action by or on behalf of the City shall be limited to insurance coverage provided..

L) Vendor and any Subcontractors are responsible for all damage to their own equipment and/or property.

Incorporation of Attachments.

Each of the attachments listed below is an essential part of this contract, which governs the rights and duties of the parties, incorporated herein by reference, and shall be interpreted in the order of priority as appears below, with this document taking priority over all attachments:

Attachment A – Price Schedule

Attachment B – City of San Antonio Local Preference Program Forms

Attachment C – Veteran-Owned Small Business Preference Program Tracking Form

## 006 - GENERAL TERMS & CONDITIONS

Electronic Bid Equals Original. If Vendor is submitting an electronic bid, City and Vendor each agree that this transaction may be conducted by electronic means, as authorized by Chapter 322, Texas Business & Commerce Code, known as the Electronic Transactions Act.

### Delivery of Goods/Services.

Destination Contract. Vendor shall deliver all goods and materials F.O.B., City of San Antonio's designated facility, inside delivery, freight prepaid, to the address provided in this IFB or, if different, in the Purchase Order. Vendor shall bear the risk of loss until delivery. Freight charges will be paid only when expedited delivery is requested and approved in writing by the City. Vendor shall be responsible for furnishing necessary personnel or equipment and/or making necessary arrangements to off load at City of San Antonio facility, unless otherwise noted herein.

Failure to Deliver. When delivery is not met as provided for in the contract, City may make the purchase on the open market, with any cost in excess of the contract price paid by Vendor, in addition to any other direct, indirect, consequential or incidental damages incurred by City as a result thereof. In addition, Vendor may be removed from the City's list of eligible bidders.

Purchase Orders. Each time a City department wishes to place an order against this contract, it will issue Vendor a purchase order. Vendor must have the purchase order before making any delivery.

Acceptance by City. City shall have a reasonable time (but not less than 30 days) after receipt to inspect the goods and services tendered by Vendor. City at its option may reject all or any portion of such goods or services which do not, in City's sole discretion, comply in every respect with all terms and conditions of the contract. City may elect to reject the entire goods and services tendered even if only a portion thereof is nonconforming. If City elects to accept nonconforming goods and services, City, in addition to its other remedies, shall be entitled to deduct a reasonable amount from the price thereof to compensate City for the nonconformity. Any acceptance by City, even if non-conditional, shall not be deemed a waiver or settlement of any defect in such goods and services.

Testing. After award of contract, City may, at its sole option, test the product delivered to ensure it meets specifications. Initial testing shall be at City's expense. However, if the product does not to meet specifications, Vendor shall reimburse City for the costs of testing. City may withhold the cost of testing from any amounts owed to Vendor under this or any other contract, or invoice Vendor for same. If invoiced, Vendor shall pay City within 30 calendar days' of the invoice.

Warranty. A minimum of 90-days product guarantee or the manufacturer's standard commercial warranty, whichever is greater, shall apply to all products and/or services purchased under this IFB, unless otherwise specified in the Specifications/Scope of Services section of this IFB. This warranty shall provide for replacement of defective merchandise, parts, and labor, and shall include pick-up of the defective merchandise from City and delivery of the replacement(s) to the same location. The warranty shall be effective from the date of acceptance of the merchandise, or completion of the service, as applicable.

**REJECTION OF DISCLAIMERS OF WARRANTIES & LIMITATIONS OF LIABILITY. ANY TERM OR CONDITION IN ANY DOCUMENT FURNISHED BY VENDOR, DISCLAIMING THE IMPLIED WARRANTY OF MERCHANTABILITY OR OF FITNESS FOR A PARTICULAR PURPOSE, OR ATTEMPTING TO LIMIT VENDOR'S LIABILITY SHALL BE OF NO FORCE OR EFFECT, AND SHALL BE STRICKEN FROM THE CONTRACT DOCUMENTS AS IF NEVER CONTAINED THEREIN.**

### Invoicing and Payment.

Address for Invoices. All original invoices must be sent to: City of San Antonio, Attn: Accounts Payable, P.O. Box 839976, San Antonio, Texas 78283-3976.

### Information Required On Invoice.

All invoices must be in a form and content approved by the City. City may require modification of invoices if necessary in order to satisfy City that all billing is proper and pursuant to the terms of the contract. Invoices are required to show each City Purchase Order Number. Invoices must be legible. Items billed on invoices must be specific as to applicable stock, manufacturer, catalog or part number (if any). All invoices must show unit prices for each item being billed, the quantity of items being billed and the total for each item, as well as the total for all items on the invoice. If prices are based on list

prices basis, then the list prices, the percentage discount or percentage surcharge, net unit prices, extensions and net total prices must be shown. Prompt payment discounts offered shall be shown separately on the invoice.

#### Payment by City.

In accordance with the Texas Prompt Payment Act, City shall have not less than 30 days to pay for goods or services. Time for payment, including payment under discount terms, will be computed from the later of: (1) the date City receives conforming goods under the contract; (2) the date performance of the service under the contract is completed; or (3) the date City receives a correct and valid invoice for the goods or services. Payment is deemed to be made on the date of mailing of the check. Payment is made in US dollars only.

This provision shall not apply where there is a bona fide dispute between City and Vendor about the goods delivered or the service performed that causes the payment to be late, or where the invoice is not mailed to the address provided herein.

The payment amount due on invoices may not be manually altered by City personnel. Once disputed items are reconciled, Vendor must submit a corrected invoice or a credit memorandum for the disputed amount. City will not make partial payments on an invoice where there is a dispute.

**NECESSITY OF TIMELY INVOICE / WAIVER OF PAYMENT.** NOTWITHSTANDING THE FORGOING, THE CITY CANNOT PAY FOR ANY GOODS OR SERVICES WITHOUT AN INVOICE. VENDOR MUST INVOICE CITY NO LATER THAN 90 CALENDAR DAYS FROM THE DATE GOODS ARE DELIVERED OR SERVICES RENDERED. FAILURE TO SUBMIT AN INVOICE WITHIN SAID 90 DAYS SHALL NEGATE ANY LIABILITY ON THE PART OF CITY AND CONSTITUTE A **WAIVER** BY VENDOR OF ANY AND ALL RIGHT OR CLAIMS TO COLLECT MONEYS THAT VENDOR MAY RIGHTFULLY BE OTHERWISE ENTITLED TO FOR GOODS OR SERVICES PERFORMED.

The total price for all goods and/or services is shown on the Price Schedule. No additional fees or expenses of Vendor shall be charged by Vendor nor be payable by City. The parties hereby agree that all compensable expenses of Vendor are shown on the Price Schedule. If there is a discrepancy on the Price Schedule between the unit price for an item, and the extended price, the unit price shall govern.

Change Orders. In order to comply with Texas law governing purchases made by municipalities, the following rules shall govern all change orders made under this contract.

Any change orders that become necessary during the term of this contract as a result of changes in plans, specifications, quantity of work to be performed, materials, equipment or supplies to be furnished may be approved by the Director, provided that such change orders:

- are made in writing, signed by the Director;
- do not involve an increase or decrease in contract price of more than \$25,000; and
- sufficient funds have already been allocated by City or are available to the Director to cover any increase in contract price.

Any other change will require approval of the City Council, City of San Antonio.

Changes that do not involve an increase in contract price may, however, be made by the Director.

No oral statement of any person shall modify or otherwise change, or affect the terms, conditions or specifications stated herein.

#### Termination.

Termination-Breach. Should Vendor fail to fulfill in a timely and proper manner, as determined solely by the Director, its material obligations under this contract, or violate any of the material terms of this contract, City shall have the right to immediately terminate the contract in whole or in part. Notice of termination shall be provided in writing to Vendor, effective upon the date set forth in the notice. City may, in City's sole discretion, provide an opportunity for Vendor to cure the default. If City elects to offer an opportunity to cure, City shall provide notice to Vendor specifying the matters in default and the cure period. If Vendor fails to cure the default within the cure period, City shall have the right, without further notice, to terminate the contract in whole or in part. Such termination shall not relieve Vendor of any liability to the City for damages sustained by virtue of any breach by Vendor.

Termination-Notice. City may terminate this contract, in whole or in part, without cause. City shall be required to give Vendor notice ten days prior to the date of termination of the contract without cause.

Termination-Funding. City retains the right to terminate this contract at the expiration of each of City's budget periods. This contract is conditioned on a best efforts attempt by City to obtain and appropriate funds for payment of any debt due by City herein.

Termination by City may be effected by Director, without further action by the San Antonio City Council.

Independent Contractor. Vendor covenants and agrees that it is an independent contractor and not an officer, agent, servant or employee of City. City shall not be liable for any claims which may be asserted by any third party occurring in connection with the services to be performed by Vendor under this contract and that Vendor has no authority to bind City. The doctrine of respondeat superior shall not apply as between City and Vendor.

#### **INDEMNIFICATION.**

**VENDOR covenants and agrees to FULLY INDEMNIFY, DEFEND and HOLD HARMLESS, CITY and the elected officials, employees, officers, directors, volunteers and representatives of CITY, individually and collectively, from and against any and all costs, claims, liens, damages, losses, expenses, fees, fines, penalties, proceedings, actions, demands, causes of action, liability and suits of any kind and nature, including but not limited to, personal or bodily injury, death and property damage, made upon CITY directly or indirectly arising out of, resulting from or related to VENDOR'S activities under this Agreement, including any acts or omissions of VENDOR, any agent, officer, director, representative, employee, consultant or subcontractor of VENDOR, and their respective officers, agents employees, directors and representatives while in the exercise of the rights or performance of the duties under this Agreement. The indemnity provided for in this paragraph shall not apply to any liability resulting from the negligence of CITY, its officers or employees, in instances where such negligence causes personal injury, death, or property damage. IN THE EVENT VENDOR AND CITY ARE FOUND JOINTLY LIABLE BY A COURT OF COMPETENT JURISDICTION, LIABILITY SHALL BE APPORTIONED COMPARATIVELY IN ACCORDANCE WITH THE LAWS FOR THE STATE OF TEXAS, WITHOUT, HOWEVER, WAIVING ANY GOVERNMENTAL IMMUNITY AVAILABLE TO THE CITY UNDER TEXAS LAW AND WITHOUT WAIVING ANY DEFENSES OF THE PARTIES UNDER TEXAS LAW. In addition, Vendor agrees to indemnify, defend, and hold the City harmless from any claim involving patent infringement, trademarks, trade secrets, and copyrights on goods supplied.**

The provisions of this INDEMNITY are solely for the benefit of the parties hereto and not intended to create or grant any rights, contractual or otherwise, to any other person or entity. VENDOR shall advise CITY in writing within 24 hours of any claim or demand against CITY or VENDOR known to VENDOR related to or arising out of VENDOR's activities under this AGREEMENT and shall see to the investigation and defense of such claim or demand at VENDOR's cost. CITY shall have the right, at its option and at its own expense, to participate in such defense without relieving VENDOR of any of its obligations under this paragraph.

Assignment. Except as otherwise stated herein, Vendor may not sell, assign, pledge, transfer or convey any interest in this contract, nor delegate the performance of any duties hereunder, by transfer, by subcontracting or any other means, without the consent of Director. As a condition of such consent, if such consent is granted, Vendor shall remain liable for completion of the services and provision of goods outlined in this contract in the event of default by the successor Vendor, assignee, transferee or subcontractor. Any attempt to transfer, pledge or otherwise assign this Contract without said written approval, shall be void ab initio and shall confer no rights upon any third person.

Ownership of Documents. Pursuant to Texas Local Government Code Chapter 201, any and all Records produced by Vendor pursuant to the provisions of this contract are the exclusive property of City; and no such Record shall be the subject of any copyright or proprietary claim by Vendor. The term "Record" as used herein shall mean any document, paper, letter, book, map, photograph, sound or video recording, microfilm, magnetic tape, electronic medium, or other information recording medium, regardless of physical form or characteristic. Vendor understands and acknowledges that as the exclusive owner of any and all such Records, City has the right to use all such Records as City desires, without restriction.

#### **Records Retention.**

Vendor and its subcontractors, if any, shall properly, accurately and completely maintain all documents, papers, and records, and other evidence pertaining to the services rendered hereunder ("Documents"), and shall make such Documents available to the City at their respective offices, at all reasonable times and as often as City may deem necessary during the contract period, including any extension or renewal hereof, and the record retention period



established herein, for purposes of audit, inspection, examination, and making excerpts or copies of same by City and any of its authorized representatives.

Vendor shall retain any and all Documents produced as a result of services provided hereunder for a period of four years ("Retention Period") from the date of termination of the contract. If, at the end of the Retention Period, there is litigation or other questions arising from, involving or concerning these Documents or the services provided hereunder, Vendor shall retain the records until the resolution of such litigation or other such questions. Vendor acknowledges and agrees that City shall have access to any and all such Documents at any and all times, as deemed necessary by City, during said Retention Period. City may, at its election, require Vendor to return the documents to City at Vendor's expense prior to or at the conclusion of the Retention Period. In such event, Vendor may retain a copy of the documents.

Vendor shall notify City, immediately, in the event Vendor receives any requests for information from a third party, which pertain to the Documents referenced herein. Vendor understands and agrees that City will process and handle all such requests.

Severability. If any clause or provision of this contract is held invalid, illegal or unenforceable under present or future federal, state or local laws, including but not limited to the City Charter, City Code, or ordinances of the City of San Antonio, Texas, then and in that event it is the intention of the parties hereto that such invalidity, illegality or unenforceability shall not affect any other clause or provision hereof and that the remainder of this contract shall be construed as if such invalid, illegal or unenforceable clause or provision was never contained herein. It is also the intention of the parties hereto that in lieu of each clause or provision of this contract that is invalid, illegal, or unenforceable, there be added as a part of the contract a clause or provision as similar in terms to such invalid, illegal or unenforceable clause or provision as may be possible, legal, valid and enforceable.

Compliance with Law. Vendor shall provide and perform all services required under this Agreement in compliance with all applicable federal, state and local laws, rules and regulations.

Certifications. Vendor warrants and certifies that Vendor and any other person designated to provide services hereunder has the requisite training, license and/or certification to provide said services, and meets all competence standards promulgated by all other authoritative bodies, as applicable to the services provided herein.

Non-waiver of Performance. Unless otherwise specifically provided for in this Agreement, a waiver by either Party of a breach of any of the terms, conditions, covenants or guarantees of this Agreement shall not be construed or held to be a waiver of any succeeding or preceding breach of the same or any other term, condition, covenant or guarantee herein contained. Further, any failure of either Party to insist in any one or more cases upon the strict performance of any of the covenants of this Agreement, or to exercise any option herein contained, shall in no event be construed as a waiver or relinquishment for the future of such covenant or option. In fact, no waiver, change, modification or discharge by either party hereto of any provision of this Agreement shall be deemed to have been made or shall be effective unless expressed in writing and signed by the party to be charged. No act or omission by a Party shall in any manner impair or prejudice any right, power, privilege, or remedy available to that Party hereunder or by law or in equity, such rights, powers, privileges, or remedies to be always specifically preserved hereby.

Venue. **Venue of any court action brought directly or indirectly by reason of this contract shall be in Bexar County, Texas. This contract is made and is to be performed in Bexar County, Texas, and is governed by the laws of the State of Texas.**

Non-discrimination. As a condition of entering into this agreement, Vendor represents and warrants that it will comply with City's Commercial Nondiscrimination Policy, as described under Section IILC.1 of the SBEDA Ordinance. As part of such compliance, Vendor shall not discriminate on the basis of race, color, religion, ancestry or national origin, sex, age, marital status, sexual orientation, or on the basis of disability or other unlawful forms of discrimination in the solicitation, selection, hiring or commercial treatment of subcontractors, vendors, suppliers, or commercial customers, nor shall Vendor retaliate against any person for reporting instances of such discrimination. Vendor shall provide equal opportunity for subcontractors, vendors and suppliers to participate in all of its public sector and private sector subcontracting and supply opportunities, provided that nothing contained in this clause shall prohibit or limit otherwise lawful efforts to remedy the effects of marketplace discrimination that have occurred or are occurring in the City's Relevant Marketplace. Vendor understands and agrees that a material violation of this clause shall be considered a material breach of this agreement and may result in termination of this agreement, disqualification of Vendor from participating in City contracts, or other sanctions. This clause is not enforceable by or for the benefit of, and creates no obligation to, any third party. Vendor shall include this nondiscrimination clause in all subcontracts for the performance of this contract. **As a party to this contract, Vendor understands and agrees to comply with the *Non-Discrimination Policy* of the City of San Antonio contained in Chapter 2, Article X of the City Code and further, shall not discriminate on the basis of race, color,**

religion, national origin, sex, sexual orientation, gender identity, veteran status, age or disability, unless exempted by state or federal law, or as otherwise established herein.

Delinquent Taxes. In the event that Vendor is or subsequently becomes delinquent in the payment of taxes owed to the City of San Antonio, the City reserves the right to deduct any delinquent taxes from payments that the City may owe to the delinquent Vendor as a result of this contract.

Binding Contract. This contract shall be binding on and inure to the benefit of the parties hereto and their respective heirs, executors, administrators, legal representatives, and successors and assigns, except as otherwise expressly provided for herein.

Entire Agreement. This contract, including City's final electronically posted online version, together with its authorizing ordinance and its price schedule(s), attachments, purchase orders, and exhibits, if any, constitutes the final and entire agreement between the parties hereto and contains all of the terms and conditions agreed upon. No other agreements, oral or otherwise, regarding the subject matter of this contract shall be deemed to exist or to bind the parties hereto, unless same be in writing, dated subsequent to the date hereof, and be duly executed by the parties, in accordance with the Change Order provision herein. **Parties agree that City's final electronically posted online version of this solicitation contains the agreed upon specifications, scope of services, and terms and conditions of this contract, and shall control in the event of a conflict with any printed version signed and submitted by Vendor.**

007 - SIGNATURE PAGE

By submitting a bid, whether electronically or by paper, Bidder represents that:

(s)he is authorized to bind Bidder to fully comply with the terms and conditions of City's Invitation for Bid for the prices stated therein;

(s)he has read the entire document, including the final version issued by City, and agreed to the terms therein;

Bidder is in good standing with the Texas State Comptroller's Office; and

to the best of his/her knowledge, all information is true and correct.

If submitting your bid by paper, complete the following and sign on the signature line below. Failure to sign and submit this Signature Page will result in rejection of your bid.

Bidder Information:

Please Print or Type:

Vendor ID No.:

V1006439

Signer's Name:

Keith Shoffstall

Name of Business:

Grande Truck Center

Street Address:

4562 IH-10 East

City, State, Zip Code:

SAN Antonio, TX 78219

Email Address:

rshoffstall@grandetruck.com

Telephone No.:

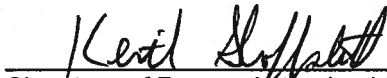
210-666-7112

Fax No.:

210-666-7214

City's Solicitation No.:

6100008495



Signature of Person Authorized to Sign Bid

## 008 - STANDARD DEFINITIONS

Whenever a term defined by the Uniform Commercial Code ("UCC"), as enacted by the State of Texas, is used in the Contract, the UCC definition shall control, unless otherwise defined in the Contract.

All-or-None Bid - an invitation to bid in which the City will award the entire contract to one bidder only.

Alternate Bid - two or more bids with substantive variations in the item or service offered from the same bidder in response to a solicitation.

Assignment - a transfer of claims, rights or interests in goods, services or property.

Bid - a complete, signed response to a solicitation. The term "bid" is synonymous with the term "offer".

Bid Opening - a public meeting during which bid responses are disclosed.

Bidder - a person, firm or entity that submits a bid in response to a solicitation. The bidder whose bid is accepted by City may also be referred to herein as Contractor, Vendor or Supplier.

Bid Bond or Bid Guarantee - security to ensure that Bidder (a) will not withdraw the bid within the period specified for acceptance, and (b) will furnish any required bonds or performance guarantees, and any necessary insurance within the time specified in the solicitation.

Change Order - a change to the plans or specifications of the contract, or an increase or decrease in the quantity of work to be performed or of materials, equipment, or supplies to be furnished, issued by the Director after the bid has been accepted by the City.

City - the City of San Antonio, a Texas home-rule municipal corporation.

Contract - the binding legal agreement between the City and Vendor.

Contractor - the bidder whose bid is accepted by the City and is, therefore, the person, firm or entity providing goods or services to the City under a contract.

Director - the Director of City's Purchasing & General Services Department, or Director's designee.

Equal or Equivalent - terms to indicate that similar products or other brands may be acceptable for purchase if specifications and functional requirements are met.

Invitation for Bid (IFB) - a solicitation requesting pricing for a specified good or a service.

Line Item - a listing of items in a bid for which a bidder is expected to provide separate pricing.

Low Bid - a bid which is lowest in price, but may not meet all requirements or specifications.

Lowest Responsible Bidder - the bidder whose bid meets all requirements of the specifications, terms and conditions of the IFB and results in the lowest cost to the City in an award based solely on price, taking into consideration the bidder's competence and qualifications to perform the contract.

Non-Responsive Bid - a bid or offer that does not comply with the terms and conditions, or specifications and/or requirements of the IFB.

Offer - a complete, signed response to an IFB that, if accepted, would bind the bidder to perform the resultant contract. The term "offer" is synonymous with the term "bid".

Payment Bond - a particular form of security provided by the contractor to protect the City against loss due to the contractor's failure to pay suppliers and subcontractors.

Performance Bond - a particular form of security provided by the contractor to protect the City against loss due to the contractor's inability or unwillingness to complete the contract as agreed.

Performance Deposit - security provided by the contractor to protect the City against loss due to the contractor's inability or unwillingness to complete the contract as agreed.

Pre-Submittal Conference - a meeting conducted by the City, held in order to allow bidders to ask questions about the proposed contract and particularly, the contract specifications.

Purchase Order - a validly issued order placed by an authorized City department for the purchase of goods or services, written on the City's standard purchase order form, and which is Vendor's authority to deliver to and invoice the City for the goods or services specified in an IFB for the price stated in Vendor's bid.

Responsible Bidder - a bidder who is known to have the necessary competence and qualifications to perform and provide all requirements of an intended contract.

Responsive Bidder - a bidder who tenders a bid which meets all requirements of the invitation to bid and is a responsible bidder.

Sealed Bid - a bid submitted as a sealed document, whether hard copy or electronic, by a prescribed time to the location indicated in the IFB. The contents of the bid will not be made public prior to the bid opening.

Specifications - a description of what the City requires and what the bidder must offer; a description of the physical or functional characteristics of a product or material, or the nature of a service or construction item.

Subcontractor - a person, firm or entity providing goods or services to a vendor to be used in the performance of the Vendor's obligations under the contract with the City.

Supplier - the bidder whose bid is accepted by the City and is, therefore, the person, firm or entity providing goods or services to the City under a contract.

Vendor - the bidder whose bid is accepted by the City and is, therefore, the person, firm or entity providing goods or services to the City under a contract.

Waiver of Irregularity - noting, but disregarding an immaterial variance within a bid.

009 - ATTACHMENTS

Attachment A

PRICE SCHEDULE

Local Preference Program (LPP) Ordinance

The 82nd Texas Legislature adopted a revision to the law that allowed the City of San Antonio (City) to adopt a policy that would grant contracting preferences to local businesses for certain types of contracts. The City adopted such a policy, known as the Local Preference Program, described in the San Antonio City Code Chapter 2, Article XII, effective for solicitations issued after May 1, 2013.

This solicitation is subject to the Local Preference Program. For more information on the program, refer to the Local Preference Program Identification Form attached to this solicitation.

In order to receive consideration the Local Bidder must complete and return the attached Local Preference Identification Form.

ITEM PRICING

ITEM	QUANTITY	DESCRIPTION
1	3	1 Ton Four Full Door Cab Long Bed 4x2 Pickup Truck

PRICE EACH: \$ 29,511.<sup>00</sup>

TOTAL: \$ 88,533.<sup>00</sup>

YEAR, MAKE & MODEL OFFERED:

2017 Ford F350 Crew Cab 4x2

SPECIFIC MAKE & MODEL OF ENGINE OFFERED (INCLUDE SAE NET HP):

Ford 6.2 Gas 385 H.P.

WARRANTY:

36 months or 36,000 miles

WARRANTY SERVICE PROVIDER FACILITY NAME:

Grande Truck Center

WARRANTY SERVICE PROVIDER FACILITY ADDRESS:

4562 IH-10 East

San Antonio, TX 78219

DELIVERY WILL BE MADE WITHIN 90-110 CALENDER DAYS AFTER ISSUANCE OF PURCHASE ORDER.

PRODUCTION CUT-OFF DATE: 6/2/2017

INDICATE THE LAST DAY THAT THE CITY CAN PLACE ORDERS UNDER THIS CONTRACT WITHOUT MISSING THE PRODUCTION CUT OFF DATE: 6/1/2017.

BID PRICES SHALL REMAIN FIRM FOR ALL ORDERS PLACED PRIOR TO THIS CUT OFF DATE. IN THE EVENT THAT CITY DOES NOT AWARD A CONTRACT PRIOR TO PRODUCTION CUT OFF DATE, CAN BIDDER PROVIDE BID ITEMS, AT THE BID PRICE SUBMITTED, AFTER THE PRODUCTION CUT OFF DATE? (YES/NO)  
no

ITEM	QUANTITY	DESCRIPTION
2	1	1 Ton Four Full Door Long Bed 4x2 Pickup Truck w/ Toolbox

PRICE EACH: \$ 29,859.<sup>00</sup>

TOTAL: \$ 29,859.<sup>00</sup>

YEAR, MAKE & MODEL OFFERED:

2017 Ford F350 Crew Cab 4x2

SPECIFIC MAKE & MODEL OF ENGINE OFFERED (INCLUDE SAE NET HP):

Ford 6.2L 385 H.P.

WARRANTY:

Base 36 months or 36,000 miles

WARRANTY SERVICE PROVIDER FACILITY NAME:

Grande Truck Center

WARRANTY SERVICE PROVIDER FACILITY ADDRESS:

4562 IH-10 East

San Antonio, TX 78219

DELIVERY WILL BE MADE WITHIN 30-110 CALENDER DAYS AFTER ISSUANCE OF PURCHASE ORDER.

PRODUCTION CUT-OFF DATE: 6/2/2017

INDICATE THE LAST DAY THAT THE CITY CAN PLACE ORDERS UNDER THIS CONTRACT WITHOUT MISSING THE PRODUCTION CUT OFF DATE: 6/1/2017.

BID PRICES SHALL REMAIN FIRM FOR ALL ORDERS PLACED PRIOR TO THIS CUT OFF DATE. IN THE EVENT THAT CITY DOES NOT AWARD A CONTRACT PRIOR TO PRODUCTION CUT OFF DATE, CAN BIDDER PROVIDE BID ITEMS, AT THE BID PRICE SUBMITTED, AFTER THE PRODUCTION CUT OFF DATE? (YES/NO)  
no

ITEM	QUANTITY	DESCRIPTION
3	1	1 Ton Four Full Door Long Bed 4x4 Pickup Truck With Toolbox

PRICE EACH: \$ 33,409.<sup>00</sup>

TOTAL: \$ 33,409.<sup>00</sup>

YEAR, MAKE & MODEL OFFERED:

2017 Ford F350 Crew Cab 4x4

SPECIFIC MAKE & MODEL OF ENGINE OFFERED (INCLUDE SAE NET HP):

Ford 6-2L 385 H-P.

WARRANTY:

Base 36 months or 36,000 miles

WARRANTY SERVICE PROVIDER FACILITY NAME:

Grande Truck Center

WARRANTY SERVICE PROVIDER FACILITY ADDRESS:

4562 IH-10 East

San Antonio, TX 78219

DELIVERY WILL BE MADE WITHIN 90-110 CALENDER DAYS AFTER ISSUANCE OF PURCHASE ORDER.

PRODUCTION CUT-OFF DATE: 6/2/2017

INDICATE THE LAST DAY THAT THE CITY CAN PLACE ORDERS UNDER THIS CONTRACT WITHOUT MISSING THE PRODUCTION CUT OFF DATE: 6/1/2017

BID PRICES SHALL REMAIN FIRM FOR ALL ORDERS PLACED PRIOR TO THIS CUT OFF DATE. IN THE EVENT THAT CITY DOES NOT AWARD A CONTRACT PRIOR TO PRODUCTION CUT OFF DATE, CAN BIDDER PROVIDE BID ITEMS, AT THE BID PRICE SUBMITTED, AFTER THE PRODUCTION CUT OFF DATE? (YES/NO)  
NO

ITEM	QUANTITY	DESCRIPTION
4	1	1 Ton Regular Cab 60" Cab to Axle DRW 4x2 9ft Flat Bed With Non-removable Sides- NO LIFT GATE

PRICE EACH: \$ 31,907.<sup>00</sup>

TOTAL: \$ 31,907.<sup>00</sup>

YEAR, MAKE & MODEL OF CAB & CHASSIS OFFERED:



2017 Ford F350 R1c 60" CA

SPECIFIC MAKE & MODEL OF ENGINE OFFERED (INCLUDE SAE NET HP):

Ford 6.2 L Gas 385 HP

CAB & CHASSIS WARRANTY:

Base 36 months or 34,000 miles

WARRANTY SERVICE PROVIDER FACILITY NAME:

Grande Truck Center

WARRANTY SERVICE PROVIDER FACILITY ADDRESS:

4542 IH-10 East

San Antonio, TX 78219

SPECIFIC MAKE & MODEL OF FLATBED OFFERED:

Dutec Model DV-896

FLATBED WARRANTY:

12 months

DELIVERY WILL BE MADE WITHIN 90-110 CALENDER DAYS AFTER ISSUANCE OF PURCHASE ORDER.

PRODUCTION CUT-OFF DATE: 6/2/2017

INDICATE THE LAST DAY THAT THE CITY CAN PLACE ORDERS UNDER THIS CONTRACT WITHOUT MISSING THE PRODUCTION CUT OFF DATE: 6/1/2017

BID PRICES SHALL REMAIN FIRM FOR ALL ORDERS PLACED PRIOR TO THIS CUT OFF DATE. IN THE EVENT THAT CITY DOES NOT AWARD A CONTRACT PRIOR TO PRODUCTION CUT OFF DATE, CAN BIDDER PROVIDE BID ITEMS, AT THE BID PRICE SUBMITTED, AFTER THE PRODUCTION CUT OFF DATE? (YES/NO)  
no

ITEM	QUANTITY	DESCRIPTION
5	1	1 Ton 60" Cab to Axle, DRW 4x4 Flat Bed Body With Non-Removable Sides with Pipe Rack & Lift Gate Truck

PRICE EACH: \$ 40,519.<sup>00</sup>

TOTAL: \$ 40,519.<sup>00</sup>

YEAR, MAKE & MODEL OF CAB & CHASSIS OFFERED:

2017 Ford F350 R/c 4x4 60" CA

SPECIFIC MAKE & MODEL OF ENGINE OFFERED (INCLUDE SAE NET HP):

Ford 6.2L Gas 385 HP

CAB & CHASSIS WARRANTY:

Base 36 months or 36,000 miles

WARRANTY SERVICE PROVIDER FACILITY NAME:

Grande Truck Center

WARRANTY SERVICE PROVIDER FACILITY ADDRESS:

4562 IH-10 East

San Antonio, TX 78219

SPECIFIC MAKE & MODEL OF FLATBED & LIFT GATE OFFERED:

Dutec Model DV-896 Flat Bed

Tenny Gate Model G2-92-1450

FLATBED & LIFT GATE WARRANTY:

12 months

DELIVERY WILL BE MADE WITHIN 90-110 CALENDER DAYS AFTER ISSUANCE OF PURCHASE ORDER.

PRODUCTION CUT-OFF DATE: 6/2/2017

INDICATE THE LAST DAY THAT THE CITY CAN PLACE ORDERS UNDER THIS CONTRACT WITHOUT MISSING THE PRODUCTION CUT OFF DATE: 6/1/2017

BID PRICES SHALL REMAIN FIRM FOR ALL ORDERS PLACED PRIOR TO THIS CUT OFF DATE. IN THE EVENT THAT CITY DOES NOT AWARD A CONTRACT PRIOR TO PRODUCTION CUT OFF DATE, CAN BIDDER PROVIDE BID ITEMS, AT THE BID PRICE SUBMITTED, AFTER THE PRODUCTION CUT OFF DATE? (YES/NO)  
NO

ITEM	QUANTITY	DESCRIPTION
6	1	1 Ton Regular Cab DRW Hi Sides Dump Body w/ Lift Gate

PRICE EACH: \$ 36,397.<sup>00</sup>

TOTAL: \$ 36,397.<sup>00</sup>

YEAR, MAKE & MODEL OF CAB & CHASSIS OFFERED:

2017 Ford F350 R/C DRW 4x2

SPECIFIC MAKE & MODEL OF ENGINE OFFERED (INCLUDE SAE NET HP):

Ford 6.2L Gas 385 H.P.

CAB & CHASSIS WARRANTY:

3 year 36 months or 36,000 miles

WARRANTY SERVICE PROVIDER FACILITY NAME:

Grande Truck Center

WARRANTY SERVICE PROVIDER FACILITY ADDRESS:

4562 IH-10 East

San Antonio, TX 78219

SPECIFIC MAKE & MODEL OF FLATBED & LIFT GATE OFFERED:

UTEC Model UT1096TP

Towing Gate G2-92-1650

FLATBED & LIFT GATE WARRANTY:

12 months

DELIVERY WILL BE MADE WITHIN 90-110 CALENDER DAYS AFTER ISSUANCE OF PURCHASE ORDER.

PRODUCTION CUT-OFF DATE: 6/2/2017

INDICATE THE LAST DAY THAT THE CITY CAN PLACE ORDERS UNDER THIS CONTRACT WITHOUT MISSING THE PRODUCTION CUT OFF DATE: 6/1/2017

BID PRICES SHALL REMAIN FIRM FOR ALL ORDERS PLACED PRIOR TO THIS CUT OFF DATE. IN THE EVENT THAT CITY DOES NOT AWARD A CONTRACT PRIOR TO PRODUCTION CUT OFF DATE, CAN BIDDER PROVIDE BID ITEMS, AT THE BID PRICE SUBMITTED, AFTER THE PRODUCTION CUT OFF DATE? (YES/NO)  
NO

ITEM	QUANTITY	DESCRIPTION
7	2	1 Ton Regular Cab 84" CA DRW 4x2 w/Stake Bed and Lift Gate

PRICE EACH: \$ 34,991.<sup>00</sup>

TOTAL: \$ 69,982.<sup>00</sup>

YEAR, MAKE & MODEL OF CAB & CHASSIS OFFERED:

2017 Ford F350 R/C 4x2 84" CA

SPECIFIC MAKE & MODEL OF ENGINE OFFERED (INCLUDE SAE NET HP):

Ford 6.2 L Gas 385 HP

CAB & CHASSIS WARRANTY:

Base 36 months or 36,000 miles

WARRANTY SERVICE PROVIDER FACILITY NAME:

Grande Truck Center

WARRANTY SERVICE PROVIDER FACILITY ADDRESS:

4542 IH-10 East

San Antonio, TX 78219

SPECIFIC MAKE & MODEL OF STAKE BED & LIFT GATE OFFERED:

KTEC PQ PUMPPLATFORM

MAXO C2-92-1650

STAKE BED & LIFT GATE WARRANTY:

12 months

DELIVERY WILL BE MADE WITHIN 90-110 CALENDER DAYS AFTER ISSUANCE OF PURCHASE ORDER.

PRODUCTION CUT-OFF DATE: 6/2/2017

INDICATE THE LAST DAY THAT THE CITY CAN PLACE ORDERS UNDER THIS CONTRACT WITHOUT MISSING THE PRODUCTION CUT OFF DATE: 6/1/2017.

BID PRICES SHALL REMAIN FIRM FOR ALL ORDERS PLACED PRIOR TO THIS CUT OFF DATE. IN THE EVENT THAT CITY DOES NOT AWARD A CONTRACT PRIOR TO PRODUCTION CUT OFF DATE, CAN BIDDER PROVIDE BID ITEMS, AT THE BID PRICE SUBMITTED, AFTER THE PRODUCTION CUT OFF DATE? (YES/NO)

NO

ITEM	QUANTITY	DESCRIPTION
8	1	1 Ton Regular Cab 84" CA DRW with Stake Bed Body & Pintle Hitch- NO LIFT GATE

PRICE EACH: \$ 31,065.<sup>00</sup>

TOTAL: \$ 31,065.<sup>00</sup>

YEAR, MAKE & MODEL OF CAB & CHASSIS OFFERED:

2017 Ford F350 R1C 4x2 84" CA

SPECIFIC MAKE & MODEL OF ENGINE OFFERED (INCLUDE SAE NET HP):

Ford 6.2L Gm 385 H.P.

CAB & CHASSIS WARRANTY:

Base 36 months or 36,000 m. 60

WARRANTY SERVICE PROVIDER FACILITY NAME:

Grande Truck Center

WARRANTY SERVICE PROVIDER FACILITY ADDRESS:

4542 Ilt-10 East

San Antonio, TX 78219

SPECIFIC MAKE & MODEL OF STAKEBED OFFERED:

Axton 96x10

STAKE BED WARRANTY:

12 months

DELIVERY WILL BE MADE WITHIN 90-110 CALENDER DAYS AFTER ISSUANCE OF PURCHASE ORDER.

PRODUCTION CUT-OFF DATE: 6/2/2017

INDICATE THE LAST DAY THAT THE CITY CAN PLACE ORDERS UNDER THIS CONTRACT WITHOUT MISSING THE PRODUCTION CUT OFF DATE: 6/1/2017.

BID PRICES SHALL REMAIN FIRM FOR ALL ORDERS PLACED PRIOR TO THIS CUT OFF DATE. IN THE EVENT THAT CITY DOES NOT AWARD A CONTRACT PRIOR TO PRODUCTION CUT OFF DATE, CAN BIDDER PROVIDE BID ITEMS, AT THE BID PRICE SUBMITTED, AFTER THE PRODUCTION CUT OFF DATE? (YES/NO) NO.

ITEM	QUANTITY	DESCRIPTION
------	----------	-------------

9	3	1 Ton Cab & Chassis 84" Cab to Axle DRW Pickup Truck with Traffic Utility Body
---	---	--

PRICE EACH: \$ 44,111.<sup>00</sup>

TOTAL: \$ 132,333.<sup>00</sup>

YEAR, MAKE & MODEL OF CAB & CHASSIS OFFERED:

2017 Ford F350 Plc 4x2 84 CA

SPECIFIC MAKE & MODEL OF ENGINE OFFERED (INCLUDE SAE NET HP):

Ford 6.2L Gas 385 H.P.

CAB & CHASSIS WARRANTY:

Base 36 months or 36,000 miles

WARRANTY SERVICE PROVIDER FACILITY NAME:

Grande Truck Center

WARRANTY SERVICE PROVIDER FACILITY ADDRESS:

4542 IH-10 East

SAN Antonio, TX 78219

SPECIFIC MAKE & MODEL OF UTILITY BODY OFFERED:

UTEC Model 11-596 TP

UTILITY BODY WARRANTY:

12 months

DELIVERY WILL BE MADE WITHIN 120-150 CALENDER DAYS AFTER ISSUANCE OF PURCHASE ORDER.

PRODUCTION CUT-OFF DATE: 6/2/2017

INDICATE THE LAST DAY THAT THE CITY CAN PLACE ORDERS UNDER THIS CONTRACT WITHOUT MISSING THE PRODUCTION CUT OFF DATE: 6/1/2017.

BID PRICES SHALL REMAIN FIRM FOR ALL ORDERS PLACED PRIOR TO THIS CUT OFF DATE. IN THE EVENT THAT CITY DOES NOT AWARD A CONTRACT PRIOR TO PRODUCTION CUT OFF DATE, CAN BIDDER PROVIDE BID ITEMS, AT THE BID PRICE SUBMITTED, AFTER THE PRODUCTION CUT OFF DATE? (YES/NO)

NO

ITEM	QUANTITY	DESCRIPTION
10	2	16,001-19,500 GVW Cab & Chassis Regular Cab 84" CA, 4x2 DRW Diesel Service Body with 4,000 lbs. Crane & Lift Gate

PRICE EACH: \$ 82,403.<sup>00</sup>

TOTAL: \$ 165,206.<sup>00</sup>

YEAR, MAKE & MODEL OF CAB & CHASSIS OFFERED:

2017 Ford F550 4x2 84 CA

SPECIFIC MAKE & MODEL OF ENGINE OFFERED (INCLUDE SAE NET HP):

Ford 6.7L Diesel 330 HP

CAB & CHASSIS WARRANTY:

Base 36 months or 36,000 miles

WARRANTY SERVICE PROVIDER FACILITY NAME:

Grande Truck Center

WARRANTY SERVICE PROVIDER FACILITY ADDRESS:

4542 IH-10 East

SAN Antonio, TX 78219

SPECIFIC MAKE & MODEL OF SERVICE BODY, CRANE & LIFTGATE OFFERED:

DAKOTA Utility Body w/ Crane Reinforcement

4000 lb crane

1300 lb liftgate

SERVICE BODY, CRANE & LIFTGATE WARRANTY:

12 months

DELIVERY WILL BE MADE WITHIN 120-150 CALENDER DAYS AFTER ISSUANCE OF PURCHASE ORDER.

PRODUCTION CUT-OFF DATE: 6/2/2017

INDICATE THE LAST DAY THAT THE CITY CAN PLACE ORDERS UNDER THIS CONTRACT WITHOUT MISSING THE PRODUCTION CUT OFF DATE: 6/1/2017

BID PRICES SHALL REMAIN FIRM FOR ALL ORDERS PLACED PRIOR TO THIS CUT OFF DATE. IN THE EVENT THAT CITY DOES NOT AWARD A CONTRACT PRIOR TO PRODUCTION CUT OFF DATE, CAN BIDDER PROVIDE BID ITEMS, AT THE BID PRICE SUBMITTED, AFTER THE PRODUCTION CUT OFF DATE? (YES/NO)  
no

ITEM	QUANTITY	DESCRIPTION
11	1	16,001-19,500 GVW Cab & Chassis Regular Cab 84" CA, 4x2 DRW Diesel Service Body with 5,000 lbs. Crane & Lift Gate

PRICE EACH: \$ 87,263.<sup>00</sup>

TOTAL: \$ 87,263.<sup>00</sup>

YEAR, MAKE & MODEL OF CAB & CHASSIS OFFERED:

2017 Ford F550 4x2 R1C 84 CA

SPECIFIC MAKE & MODEL OF ENGINE OFFERED (INCLUDE SAE NET HP):

Ford 6.7L Diesel 330 HP.

CAB & CHASSIS WARRANTY:

Base 36 months or 36,000 miles

WARRANTY SERVICE PROVIDER FACILITY NAME:

Grande Truck Center

WARRANTY SERVICE PROVIDER FACILITY ADDRESS:

4562 IH-10 East

San Antonio, Texas 78211

SPECIFIC MAKE & MODEL OF SERVICE BODY, CRANE & LIFTGATE OFFERED:

Dakota Utility Body w/ 5000 lb Crane Reinforcement

5000 lb crane 20' boom

1300 lb lift gate

SERVICE BODY, CRANE & LIFTGATE WARRANTY:

12 months

DELIVERY WILL BE MADE WITHIN 120-150 CALENDER DAYS AFTER ISSUANCE OF PURCHASE ORDER.

PRODUCTION CUT-OFF DATE: 6/2/2017

INDICATE THE LAST DAY THAT THE CITY CAN PLACE ORDERS UNDER THIS CONTRACT WITHOUT MISSING THE PRODUCTION CUT OFF DATE: 6/1/2017.

BID PRICES SHALL REMAIN FIRM FOR ALL ORDERS PLACED PRIOR TO THIS CUT OFF DATE. IN THE EVENT THAT CITY DOES NOT AWARD A CONTRACT PRIOR TO PRODUCTION CUT OFF DATE, CAN BIDDER PROVIDE BID ITEMS, AT THE BID PRICE SUBMITTED, AFTER THE PRODUCTION CUT OFF DATE? (YES/NO)  
no



ITEM	QUANTITY	DESCRIPTION
12	1	19,501-26,000 GVW Chipper Truck

PRICE EACH: \$ 92,262.<sup>00</sup>

TOTAL: \$ 92,262.<sup>00</sup>

YEAR, MAKE & MODEL OF CAB & CHASSIS OFFERED:

2017 Ford F750 25999 GVWR

SPECIFIC MAKE & MODEL OF ENGINE OFFERED (INCLUDE SAE NET HP):

Ford 6.7 L 270 H-P.

CAB & CHASSIS WARRANTY:

24 months

WARRANTY SERVICE PROVIDER FACILITY NAME:

Grande Truck Center

WARRANTY SERVICE PROVIDER FACILITY ADDRESS:

4562 IH-10 East

SAN Antonio, TX 78215

SPECIFIC MAKE & MODEL OF CHIPPER CATCH BODY OFFERED:

Arbortech Chipper Box

CHIPPER CATCH BODY WARRANTY:

12 months

DELIVERY WILL BE MADE WITHIN 120-150 CALENDER DAYS AFTER ISSUANCE OF PURCHASE ORDER.

PRODUCTION CUT-OFF DATE: 6/2/2017

INDICATE THE LAST DAY THAT THE CITY CAN PLACE ORDERS UNDER THIS CONTRACT WITHOUT MISSING THE PRODUCTION CUT OFF DATE: 6/1/2017.

BID PRICES SHALL REMAIN FIRM FOR ALL ORDERS PLACED PRIOR TO THIS CUT OFF DATE. IN THE EVENT THAT CITY DOES NOT AWARD A CONTRACT PRIOR TO PRODUCTION CUT OFF DATE, CAN BIDDER PROVIDE BID ITEMS, AT THE BID PRICE SUBMITTED, AFTER THE PRODUCTION CUT OFF DATE? (YES/NO)  
NO

ITEM	QUANTITY	DESCRIPTION
13	1	35K GVW 7 Cubic Yard Dump Truck – No Pintle Hitch

PRICE EACH: \$ 81,036.<sup>00</sup>

TOTAL: \$ 81,036.<sup>00</sup>

YEAR, MAKE & MODEL OF CAB & CHASSIS OFFERED:

2017 Ford F750 35,000 GVWR

SPECIFIC MAKE & MODEL OF ENGINE OFFERED (INCLUDE SAE NET HP):

Ford 6.7 L Diesel 270 HP

CAB & CHASSIS WARRANTY:

24 months

CAB & CHASSIS WARRANTY SERVICE PROVIDER FACILITY NAME:

Grande Truck Center

CAB & CHASSIS WARRANTY SERVICE PROVIDER FACILITY ADDRESS:

4562 IH-70 East

SAN Antonio, TX 78219

SPECIFIC MAKE & MODEL OF DUMP BODY OFFERED:

DAVIS TA 7-10

DUMP BODY WARRANTY:

12 months

DUMP BODY WARRANTY SERVICE PROVIDER FACILITY NAME:

Wabash Trailer

DUMP BODY WARRANTY SERVICE PROVIDER FACILITY ADDRESS:

1605 Ackerman Road

SAN Antonio, TX

DELIVERY WILL BE MADE WITHIN 120-150 CALENDER DAYS AFTER ISSUANCE OF PURCHASE ORDER.

PRODUCTION CUT-OFF DATE: 6/2/2017

INDICATE THE LAST DAY THAT THE CITY CAN PLACE ORDERS UNDER THIS CONTRACT WITHOUT MISSING THE PRODUCTION CUT OFF DATE: 6/1/2017.

BID PRICES SHALL REMAIN FIRM FOR ALL ORDERS PLACED PRIOR TO THIS CUT OFF DATE. IN THE EVENT THAT CITY DOES NOT AWARD A CONTRACT PRIOR TO PRODUCTION CUT OFF DATE, CAN BIDDER PROVIDE BID ITEMS, AT THE BID PRICE SUBMITTED, AFTER THE PRODUCTION CUT OFF DATE? (YES/NO)  
NO

ITEM	QUANTITY	DESCRIPTION
14	1	35K GVW 7 Cubic Yard Dump Truck – With Pintle Hitch

PRICE EACH: \$ 82,262.<sup>00</sup>

TOTAL: \$ 82,262.<sup>00</sup>

YEAR, MAKE & MODEL OF CAB & CHASSIS OFFERED:

2017 Ford F750 35,000 GVW

SPECIFIC MAKE & MODEL OF ENGINE OFFERED (INCLUDE SAE NET HP):

Ford 6.7L Diesel 270 H.P.

CAB & CHASSIS WARRANTY:

24 months

CAB & CHASSIS WARRANTY SERVICE PROVIDER FACILITY NAME:

Grande Truck Center

CAB & CHASSIS WARRANTY SERVICE PROVIDER FACILITY ADDRESS:

4562 IH-10 East

San Antonio, TX 78219

SPECIFIC MAKE & MODEL OF DUMP BODY OFFERED:

Davis TA 7-10

DUMP BODY WARRANTY:

12 months

DUMP BODY WARRANTY SERVICE PROVIDER FACILITY NAME:

Wabash Trailer

DUMP BODY WARRANTY SERVICE PROVIDER FACILITY ADDRESS:

1605 Ackerman Road  
San Antonio, TX 78219

DELIVERY WILL BE MADE WITHIN 120-150 CALENDER DAYS AFTER ISSUANCE OF PURCHASE ORDER.

PRODUCTION CUT-OFF DATE: 6/2/2017

INDICATE THE LAST DAY THAT THE CITY CAN PLACE ORDERS UNDER THIS CONTRACT WITHOUT MISSING THE PRODUCTION CUT OFF DATE: 6/1/2017.

BID PRICES SHALL REMAIN FIRM FOR ALL ORDERS PLACED PRIOR TO THIS CUT OFF DATE. IN THE EVENT THAT CITY DOES NOT AWARD A CONTRACT PRIOR TO PRODUCTION CUT OFF DATE, CAN BIDDER PROVIDE BID ITEMS, AT THE BID PRICE SUBMITTED, AFTER THE PRODUCTION CUT OFF DATE? (YES/NO)  
NO.

ITEM	QUNATITY	DESCRIPTION
15	13	52K GVW 12 Cubic Yard Dump Truck

PRICE EACH: \$ 109,305.<sup>00</sup>

TOTAL: \$ 1,420,965

YEAR, MAKE & MODEL OF CAB & CHASSIS OFFERED:

2018 Western Star 4700

SPECIFIC MAKE & MODEL OF ENGINE OFFERED (INCLUDE SAE NET HP):

Detroit DD13 12-8 L 350 H.P.

CAB & CHASSIS WARRANTY:

12 months

CAB & CHASSIS WARRANTY SERVICE PROVIDER FACILITY NAME:

Grande Truck Center

CAB & CHASSIS WARRANTY SERVICE PROVIDER FACILITY ADDRESS:

4562 Ilt 10 East  
San Antonio, Texas 78219

SPECIFIC MAKE & MODEL OF DUMP BODY OFFERED:

DAVIS FMT 11-14

DUMP BODY WARRANTY:

12 months

DUMP BODY WARRANTY SERVICE PROVIDER FACILITY NAME:

Wabush Trailer

DUMP BODY WARRANTY SERVICE PROVIDER FACILITY ADDRESS:

1605 Ackerman Road  
San Antonio, TX 78219

DELIVERY WILL BE MADE WITHIN 120-150 CALENDER DAYS AFTER ISSUANCE OF PURCHASE ORDER.

PRODUCTION CUT-OFF DATE: 7/31/2017

INDICATE THE LAST DAY THAT THE CITY CAN PLACE ORDERS UNDER THIS CONTRACT WITHOUT MISSING THE PRODUCTION CUT OFF DATE: 7/30/2017.

BID PRICES SHALL REMAIN FIRM FOR ALL ORDERS PLACED PRIOR TO THIS CUT OFF DATE. IN THE EVENT THAT CITY DOES NOT AWARD A CONTRACT PRIOR TO PRODUCTION CUT OFF DATE, CAN BIDDER PROVIDE BID ITEMS, AT THE BID PRICE SUBMITTED, AFTER THE PRODUCTION CUT OFF DATE? (YES/NO)  
NO

ITEM	QUANTITY	DESCRIPTION
16	1	1 Ton Regular Cab DRW 4x4 Welder & Compressor Truck

PRICE EACH: \$ 61,379.<sup>00</sup>

TOTAL: \$ 61,379.<sup>00</sup>

YEAR, MAKE & MODEL OF CAB & CHASSIS OFFERED:

2017 Ford F350 R1C 4x4 60 CA

SPECIFIC MAKE & MODEL OF ENGINE OFFERED (INCLUDE SAE NET HP):

Ford 6.2L Gas 385 HP.

CAB & CHASSIS WARRANTY:

Base 36 months or 36,000 miles

WARRANTY SERVICE PROVIDER FACILITY NAME:

Grande Truck Center

WARRANTY SERVICE PROVIDER FACILITY ADDRESS:

4562 Ilt-10 East  
SAN Antonio, TX 78219

SPECIFIC MAKE & MODEL OF WELDER & COMPRESSOR OFFERED:

Bobcat 250 diesel welder  
M-T-M ABS-13H-30H Compressor w/ Honda gas driven engine

WELDER & COMPRESSOR WARRANTY:

12 months

DELIVERY WILL BE MADE WITHIN 120-150 CALENDER DAYS AFTER ISSUANCE OF PURCHASE ORDER.

PRODUCTION CUT-OFF DATE: 6/2/2017

INDICATE THE LAST DAY THAT THE CITY CAN PLACE ORDERS UNDER THIS CONTRACT WITHOUT MISSING THE PRODUCTION CUT OFF DATE: 6/1/2017.

BID PRICES SHALL REMAIN FIRM FOR ALL ORDERS PLACED PRIOR TO THIS CUT OFF DATE. IN THE EVENT THAT CITY DOES NOT AWARD A CONTRACT PRIOR TO PRODUCTION CUT OFF DATE, CAN BIDDER PROVIDE BID ITEMS, AT THE BID PRICE SUBMITTED, AFTER THE PRODUCTION CUT OFF DATE? (YES/NO)  
NO.

ITEM	QUANTITY	DESCRIPTION
17	6	52K GVW Conventional Tractor Truck

PRICE EACH: \$ 105,699.<sup>00</sup>

TOTAL: \$ 634,194.<sup>00</sup>

YEAR, MAKE & MODEL OFFERED:

2018 Western Star 4700 Tractor

SPECIFIC MAKE & MODEL OF ENGINE OFFERED (INCLUDE SAE NET HP):

Detroit DD13 12.8L 470 H-P.

WARRANTY:

12 months

WARRANTY SERVICE PROVIDER FACILITY NAME:

Grande Truck Center

WARRANTY SERVICE PROVIDER FACILITY ADDRESS:

4562 IH-10 East

SAN Antonio, TX 78219

DELIVERY WILL BE MADE WITHIN 120-150 CALENDER DAYS AFTER ISSUANCE OF PURCHASE ORDER.

PRODUCTION CUT-OFF DATE: 7/31/2017

INDICATE THE LAST DAY THAT THE CITY CAN PLACE ORDERS UNDER THIS CONTRACT WITHOUT MISSING THE PRODUCTION CUT OFF DATE: 7/30/2017.

BID PRICES SHALL REMAIN FIRM FOR ALL ORDERS PLACED PRIOR TO THIS CUT OFF DATE. IN THE EVENT THAT CITY DOES NOT AWARD A CONTRACT PRIOR TO PRODUCTION CUT OFF DATE, CAN BIDDER PROVIDE BID ITEMS, AT THE BID PRICE SUBMITTED, AFTER THE PRODUCTION CUT OFF DATE? (YES/NO)  
NO

ITEM	QUANTITY	DESCRIPTION
18	1	60K GVWR 5th Wheel Tractor Truck

PRICE EACH: \$ NO BID

TOTAL: \$ \_\_\_\_\_

YEAR, MAKE & MODEL OFFERED:

SPECIFIC MAKE & MODEL OF ENGINE OFFERED (INCLUDE SAE NET HP):

WARRANTY:

WARRANTY SERVICE PROVIDER FACILITY NAME:

WARRANTY SERVICE PROVIDER FACILITY ADDRESS:

DELIVERY WILL BE MADE WITHIN \_\_\_\_\_ CALENDER DAYS AFTER ISSUANCE OF PURCHASE ORDER.

PRODUCTION CUT-OFF DATE: \_\_\_\_\_

INDICATE THE LAST DAY THAT THE CITY CAN PLACE ORDERS UNDER THIS CONTRACT WITHOUT MISSING THE PRODUCTION CUT OFF DATE: \_\_\_\_\_.

BID PRICES SHALL REMAIN FIRM FOR ALL ORDERS PLACED PRIOR TO THIS CUT OFF DATE. IN THE EVENT THAT CITY DOES NOT AWARD A CONTRACT PRIOR TO PRODUCTION CUT OFF DATE, CAN BIDDER PROVIDE BID ITEMS, AT THE BID PRICE SUBMITTED, AFTER THE PRODUCTION CUT OFF DATE? (YES/NO)  
\_\_\_\_\_

ITEM	QUANTITY	DESCRIPTION
19	13	35K GVW Brush Truck w/ Grappler

PRICE EACH: \$ 156,626.<sup>00</sup>

TOTAL: \$ 2,036,138.<sup>00</sup>

YEAR, MAKE & MODEL OF CAB & CHASSIS OFFERED:

2018 Western Star 4700 Truck

SPECIFIC MAKE & MODEL OF ENGINE OFFERED (INCLUDE SAE NET HP):

Chummers L9 330 H.P.

CAB & CHASSIS WARRANTY:

12 months

CAB & CHASSIS WARRANTY SERVICE PROVIDER FACILITY NAME:

Grande Truck Center

CAB & CHASSIS WARRANTY SERVICE PROVIDER FACILITY ADDRESS:

4562 IH-10 East

San Antonio, TX 78219

SPECIFIC MAKE & MODEL OF GRAPPLER BODY OFFERED:

BSV Grapple meeting specifications

GRAPPLER BODY WARRANTY:

12 months

GRAPPLER BODY WARRANTY SERVICE PROVIDER FACILITY NAME:

Heil of Texas

GRAPPLER BODY WARRANTY SERVICE PROVIDER FACILITY ADDRESS:

503 Pop Gurn



SAN Antonio, TX 78219

DELIVERY WILL BE MADE WITHIN 180-220 CALENDER DAYS AFTER ISSUANCE OF PURCHASE ORDER.

PRODUCTION CUT-OFF DATE: 7/31/2017

INDICATE THE LAST DAY THAT THE CITY CAN PLACE ORDERS UNDER THIS CONTRACT WITHOUT MISSING THE PRODUCTION CUT OFF DATE: 7/30/2017.

BID PRICES SHALL REMAIN FIRM FOR ALL ORDERS PLACED PRIOR TO THIS CUT OFF DATE. IN THE EVENT THAT CITY DOES NOT AWARD A CONTRACT PRIOR TO PRODUCTION CUT OFF DATE, CAN BIDDER PROVIDE BID ITEMS, AT THE BID PRICE SUBMITTED, AFTER THE PRODUCTION CUT OFF DATE? (YES/NO)  
NO

ITEM	QUANTITY	DESCRIPTION
20	2	40K GVWR Brush Tractor Truck

PRICE EACH: \$ 102,286.<sup>00</sup>

TOTAL: \$ 204,572.<sup>00</sup>

YEAR, MAKE & MODEL OFFERED:

2018 Western Star 4700 Tractor

SPECIFIC MAKE & MODEL OF ENGINE OFFERED (INCLUDE SAE NET HP):

Cummins 29 330 H.P.

WARRANTY:

12 months

WARRANTY SERVICE PROVIDER FACILITY NAME:

Grede Truck Center

WARRANTY SERVICE PROVIDER FACILITY ADDRESS:

4562 IH-10 East

SAN Antonio, TX 78232

DELIVERY WILL BE MADE WITHIN 110-140 CALENDER DAYS AFTER ISSUANCE OF PURCHASE ORDER.

PRODUCTION CUT-OFF DATE: July 31, 2017

INDICATE THE LAST DAY THAT THE CITY CAN PLACE ORDERS UNDER THIS CONTRACT WITHOUT MISSING THE PRODUCTION CUT OFF DATE: 7/30/2017.

BID PRICES SHALL REMAIN FIRM FOR ALL ORDERS PLACED PRIOR TO THIS CUT OFF DATE. IN THE EVENT THAT CITY DOES NOT AWARD A CONTRACT PRIOR TO PRODUCTION CUT OFF DATE, CAN BIDDER PROVIDE

BID ITEMS, AT THE BID PRICE SUBMITTED, AFTER THE PRODUCTION CUT OFF DATE? (YES/NO)  
NO

ITEM	QUANTITY	DESCRIPTION
21	1	66,000 GVWR Catch Basin Cleaner Truck

PRICE EACH: \$ 334,626.<sup>00</sup>

TOTAL: \$ 334,626.<sup>00</sup>

YEAR, MAKE & MODEL OF CAB & CHASSIS OFFERED:

2018 Western Star 4700

SPECIFIC MAKE & MODEL OF ENGINE OFFERED (INCLUDE SAE NET HP):

Cummins 29 370 H.P.

CAB & CHASSIS WARRANTY:

12 months

CAB & CHASSIS WARRANTY SERVICE PROVIDER FACILITY NAME:

Grande Truck Center

CAB & CHASSIS WARRANTY SERVICE PROVIDER FACILITY ADDRESS:

4562 IH-10 East

San Antonio, Texas 78219

SPECIFIC MAKE & MODEL OF VACUUM & HIGH VELOCITY HYDRAULIC SEWER & CATCH BASIN CLEANER BODY OFFERED:

Sewer Equipment Company 900-ECO Combination Sewer/Catch Basin Cleaner

VACUUM & HIGH VELOCITY HYDRAULIC SEWER & CATCH BASIN CLEANER BODY WARRANTY:

12 months or 2000 hours

VACUUM & HIGH VELOCITY HYDRAULIC SEWER & CATCH BASIN CLEANER BODY WARRANTY SERVICE PROVIDER FACILITY NAME:

Alamo City Truck Service, Inc

VACUUM & HIGH VELOCITY HYDRAULIC SEWER & CATCH BASIN CLEANER BODY WARRANTY SERVICE PROVIDER FACILITY ADDRESS:

3410 E. Houston St

SAN Antonio, Texas 78219

DELIVERY WILL BE MADE WITHIN 210-240 CALENDER DAYS AFTER ISSUANCE OF PURCHASE ORDER.

PRODUCTION CUT-OFF DATE: 7/31/2017

INDICATE THE LAST DAY THAT THE CITY CAN PLACE ORDERS UNDER THIS CONTRACT WITHOUT MISSING THE PRODUCTION CUT OFF DATE: 7/30/2017

BID PRICES SHALL REMAIN FIRM FOR ALL ORDERS PLACED PRIOR TO THIS CUT OFF DATE. IN THE EVENT THAT CITY DOES NOT AWARD A CONTRACT PRIOR TO PRODUCTION CUT OFF DATE, CAN BIDDER PROVIDE BID ITEMS, AT THE BID PRICE SUBMITTED, AFTER THE PRODUCTION CUT OFF DATE? (YES/NO)  
NO

ITEM	QUANTITY	DESCRIPTION
22	4	35 GVW Tanker Truck

PRICE EACH: \$ 83,523.<sup>00</sup>

TOTAL: \$ 334,092.<sup>00</sup>

YEAR, MAKE & MODEL OF CAB & CHASSIS OFFERED:

2017 Ford F750 35,000 GVWR

SPECIFIC MAKE & MODEL OF ENGINE OFFERED (INCLUDE SAE NET HP):

Ford 6.7L Diesel 270 H.P.

CAB & CHASSIS WARRANTY:

2Y months

CAB & CHASSIS WARRANTY SERVICE PROVIDER FACILITY NAME:

Grande Truck Center

CAB & CHASSIS WARRANTY SERVICE PROVIDER FACILITY ADDRESS:

4562 IH-10 East

SAN Antonio, TX 78219

SPECIFIC MAKE & MODEL OF TANKER/SPRINKLER OFFERED:

CTE 2000 Gal water system

TANKER/SPRINKLER WARRANTY:

12 months

TANKER/SPRINKLER WARRANTY SERVICE PROVIDER FACILITY NAME:

Wabash Trailer

TANKER/SPRINKLER WARRANTY SERVICE PROVIDER FACILITY ADDRESS:

1605 Ackerman Road

SAN Antonio, TX 78219

DELIVERY WILL BE MADE WITHIN 180-210 CALENDER DAYS AFTER ISSUANCE OF PURCHASE ORDER.

PRODUCTION CUT-OFF DATE: 6/2/2017

INDICATE THE LAST DAY THAT THE CITY CAN PLACE ORDERS UNDER THIS CONTRACT WITHOUT MISSING THE PRODUCTION CUT OFF DATE: 6/1/2017.

BID PRICES SHALL REMAIN FIRM FOR ALL ORDERS PLACED PRIOR TO THIS CUT OFF DATE. IN THE EVENT THAT CITY DOES NOT AWARD A CONTRACT PRIOR TO PRODUCTION CUT OFF DATE, CAN BIDDER PROVIDE BID ITEMS, AT THE BID PRICE SUBMITTED, AFTER THE PRODUCTION CUT OFF DATE? (YES/NO)  
NO.

ITEM	QUANTITY	DESCRIPTION
23	1	35K GVWR Turntable Winch Auger Truck

PRICE EACH: \$ 204,388.<sup>00</sup>

TOTAL: \$ 204,388.<sup>00</sup>

YEAR, MAKE & MODEL OF CAB & CHASSIS OFFERED:

2018 Western Star 4700

SPECIFIC MAKE & MODEL OF ENGINE OFFERED (INCLUDE SAE NET HP):

Cummins L9 330 HP

CAB & CHASSIS WARRANTY:

12 months

CAB & CHASSIS WARRANTY SERVICE PROVIDER FACILITY NAME:

Grande Truck Center

CAB & CHASSIS WARRANTY SERVICE PROVIDER FACILITY ADDRESS:

4562 IH-10 East

SAN ANTONIO, TX 78219

SPECIFIC MAKE & MODEL OF TURNTABLE WINCH AUGER BODY OFFERED:

Altec

TURNTABLE WINCH AUGER BODY WARRANTY:

12 months

TURNTABLE WINCH AUGER BODY WARRANTY SERVICE PROVIDER FACILITY NAME:

Altec

TURNTABLE WINCH AUGER BODY WARRANTY SERVICE PROVIDER FACILITY ADDRESS:

Mobile Service

DELIVERY WILL BE MADE WITHIN 250-300 CALENDER DAYS AFTER ISSUANCE OF PURCHASE ORDER.

PRODUCTION CUT-OFF DATE: 7/31/2017

INDICATE THE LAST DAY THAT THE CITY CAN PLACE ORDERS UNDER THIS CONTRACT WITHOUT MISSING THE PRODUCTION CUT OFF DATE: 7/30/2017.

BID PRICES SHALL REMAIN FIRM FOR ALL ORDERS PLACED PRIOR TO THIS CUT OFF DATE. IN THE EVENT THAT CITY DOES NOT AWARD A CONTRACT PRIOR TO PRODUCTION CUT OFF DATE, CAN BIDDER PROVIDE BID ITEMS, AT THE BID PRICE SUBMITTED, AFTER THE PRODUCTION CUT OFF DATE? (YES/NO)

NO

ITEM	QUANTITY	DESCRIPTION
24	1	Animal Care Unit

PRICE EACH: \$ NO Bid

TOTAL: \$ \_\_\_\_\_

YEAR, MAKE & MODEL OF CAB & CHASSIS OFFERED:

SPECIFIC MAKE & MODEL OF ENGINE OFFERED (INCLUDE SAE NET HP):

CAB & CHASSIS WARRANTY:

CAB & CHASSIS WARRANTY SERVICE PROVIDER FACILITY NAME:

---

---

CAB & CHASSIS WARRANTY SERVICE PROVIDER FACILITY ADDRESS:

---

---

SPECIFIC MAKE & MODEL OF ANIMAL CONTROL BODY OFFERED:

---

---

ANIMAL CONTROL BODY WARRANTY:

---

---

ANIMAL CONTROL BODY WARRANTY SERVICE PROVIDER FACILITY NAME:

---

---

ANIMAL CONTROL BODY WARRANTY SERVICE PROVIDER FACILITY ADDRESS:

---

---

DELIVERY WILL BE MADE WITHIN \_\_\_\_\_ CALENDER DAYS AFTER ISSUANCE OF PURCHASE ORDER.

PRODUCTION CUT-OFF DATE: \_\_\_\_\_

INDICATE THE LAST DAY THAT THE CITY CAN PLACE ORDERS UNDER THIS CONTRACT WITHOUT MISSING THE PRODUCTION CUT OFF DATE: \_\_\_\_\_.

BID PRICES SHALL REMAIN FIRM FOR ALL ORDERS PLACED PRIOR TO THIS CUT OFF DATE. IN THE EVENT THAT CITY DOES NOT AWARD A CONTRACT PRIOR TO PRODUCTION CUT OFF DATE, CAN BIDDER PROVIDE BID ITEMS, AT THE BID PRICE SUBMITTED, AFTER THE PRODUCTION CUT OFF DATE? (YES/NO) \_\_\_\_\_.

ITEM	QUANTITY	DESCRIPTION
25	1	Half Round End Dump Trailer

PRICE EACH: \$ NO Bid

TOTAL: \$ \_\_\_\_\_

YEAR, MAKE & MODEL OFFERED:

\_\_\_\_\_

WARRANTY:

\_\_\_\_\_

WARRANTY SERVICE PROVIDER FACILITY NAME:

\_\_\_\_\_

\_\_\_\_\_

WARRANTY SERVICE PROVIDER FACILITY ADDRESS:

\_\_\_\_\_

\_\_\_\_\_

DELIVERY WILL BE MADE WITHIN \_\_\_\_\_ CALENDER DAYS AFTER ISSUANCE OF PURCHASE ORDER.

PRODUCTION CUT-OFF DATE: \_\_\_\_\_

INDICATE THE LAST DAY THAT THE CITY CAN PLACE ORDERS UNDER THIS CONTRACT WITHOUT MISSING THE PRODUCTION CUT OFF DATE: \_\_\_\_\_.

BID PRICES SHALL REMAIN FIRM FOR ALL ORDERS PLACED PRIOR TO THIS CUT OFF DATE. IN THE EVENT THAT CITY DOES NOT AWARD A CONTRACT PRIOR TO PRODUCTION CUT OFF DATE, CAN BIDDER PROVIDE BID ITEMS, AT THE BID PRICE SUBMITTED, AFTER THE PRODUCTION CUT OFF DATE? (YES/NO) \_\_\_\_\_.

ITEM	QUANTITY	DESCRIPTION
26	1	28 Cubic Yard Live Bottom Trailer with Tarp Cover

PRICE EACH: \$ NO BID

TOTAL: \$ \_\_\_\_\_

YEAR, MAKE & MODEL OFFERED:

\_\_\_\_\_

WARRANTY:

\_\_\_\_\_

WARRANTY SERVICE PROVIDER FACILITY NAME:

\_\_\_\_\_

\_\_\_\_\_

WARRANTY SERVICE PROVIDER FACILITY ADDRESS:

\_\_\_\_\_

DELIVERY WILL BE MADE WITHIN \_\_\_\_\_ CALENDER DAYS AFTER ISSUANCE OF PURCHASE ORDER.

PRODUCTION CUT-OFF DATE: \_\_\_\_\_

INDICATE THE LAST DAY THAT THE CITY CAN PLACE ORDERS UNDER THIS CONTRACT WITHOUT MISSING THE PRODUCTION CUT OFF DATE: \_\_\_\_\_.

BID PRICES SHALL REMAIN FIRM FOR ALL ORDERS PLACED PRIOR TO THIS CUT OFF DATE. IN THE EVENT THAT CITY DOES NOT AWARD A CONTRACT PRIOR TO PRODUCTION CUT OFF DATE, CAN BIDDER PROVIDE BID ITEMS, AT THE BID PRICE SUBMITTED, AFTER THE PRODUCTION CUT OFF DATE? (YES/NO)  
\_\_\_\_\_.

ITEM	QUANTITY	DESCRIPTION
27	3	Flat Bed Pintle Hitch Dovetail Trailer Minimum 40,000 GVWR

PRICE EACH: \$ 20,100

TOTAL: \$ \_\_\_\_\_

YEAR, MAKE & MODEL OFFERED:

WARRANTY:

WARRANTY SERVICE PROVIDER FACILITY NAME:

WARRANTY SERVICE PROVIDER FACILITY ADDRESS:

DELIVERY WILL BE MADE WITHIN \_\_\_\_\_ CALENDER DAYS AFTER ISSUANCE OF PURCHASE ORDER.

PRODUCTION CUT-OFF DATE: \_\_\_\_\_

INDICATE THE LAST DAY THAT THE CITY CAN PLACE ORDERS UNDER THIS CONTRACT WITHOUT MISSING THE PRODUCTION CUT OFF DATE: \_\_\_\_\_.

BID PRICES SHALL REMAIN FIRM FOR ALL ORDERS PLACED PRIOR TO THIS CUT OFF DATE. IN THE EVENT THAT CITY DOES NOT AWARD A CONTRACT PRIOR TO PRODUCTION CUT OFF DATE, CAN BIDDER PROVIDE BID ITEMS, AT THE BID PRICE SUBMITTED, AFTER THE PRODUCTION CUT OFF DATE? (YES/NO)  
\_\_\_\_\_.



ITEM	QUANTITY	DESCRIPTION
28	1	14,001-16,000 GVW Utility Bed 41' Working Height Aerial Truck

PRICE EACH: \$ 125,313.<sup>00</sup>

TOTAL: \$ 125,313.<sup>00</sup>

YEAR, MAKE & MODEL OF CAB & CHASSIS OFFERED:

2017 Ford F550 R1C 4x2 19,500 GVWR

SPECIFIC MAKE & MODEL OF ENGINE OFFERED (INCLUDE SAE NET HP):

6.8L Ford Gas 288 HP.

CAB & CHASSIS WARRANTY:

BASIC 36 months or 36,000 miles

CAB & CHASSIS WARRANTY SERVICE PROVIDER FACILITY NAME:

Grande Truck Center

CAB & CHASSIS WARRANTY SERVICE PROVIDER FACILITY ADDRESS:

4562 IH-10 East

San Antonio, TX 78219

SPECIFIC MAKE & MODEL OF AERIAL & SERVICE BODY OFFERED:

Aitec AT41P

AERIAL & SERVICE BODY WARRANTY:

12 months

AERIAL & SERVICE BODY WARRANTY SERVICE PROVIDER FACILITY NAME:

Aitec

AERIAL & SERVICE BODY WARRANTY SERVICE PROVIDER FACILITY ADDRESS:

Mobile Service

DELIVERY WILL BE MADE WITHIN 270-300 CALENDER DAYS AFTER ISSUANCE OF PURCHASE ORDER.

PRODUCTION CUT-OFF DATE: 6/2/2017

INDICATE THE LAST DAY THAT THE CITY CAN PLACE ORDERS UNDER THIS CONTRACT WITHOUT MISSING THE PRODUCTION CUT OFF DATE: 6/1/2017.

BID PRICES SHALL REMAIN FIRM FOR ALL ORDERS PLACED PRIOR TO THIS CUT OFF DATE. IN THE EVENT THAT CITY DOES NOT AWARD A CONTRACT PRIOR TO PRODUCTION CUT OFF DATE, CAN BIDDER PROVIDE BID ITEMS, AT THE BID PRICE SUBMITTED, AFTER THE PRODUCTION CUT OFF DATE? (YES/NO) NO.

ITEM	QUANTITY	DESCRIPTION
29	1	52K GVW 2,000 Gallon Fuel & Lube Truck

PRICE EACH: \$ NO BID

TOTAL: \$ \_\_\_\_\_

YEAR, MAKE & MODEL OF CAB & CHASSIS OFFERED:

\_\_\_\_\_

SPECIFIC MAKE & MODEL OF ENGINE OFFERED (INCLUDE SAE NET HP):

\_\_\_\_\_

CAB & CHASSIS WARRANTY:

\_\_\_\_\_

CAB & CHASSIS WARRANTY SERVICE PROVIDER FACILITY NAME:

\_\_\_\_\_

\_\_\_\_\_

CAB & CHASSIS WARRANTY SERVICE PROVIDER FACILITY ADDRESS:

\_\_\_\_\_

\_\_\_\_\_

SPECIFIC MAKE & MODEL OF FUEL & LUBE BODY OFFERED:

\_\_\_\_\_

\_\_\_\_\_

FUEL & LUBE BODY WARRANTY:

\_\_\_\_\_

\_\_\_\_\_

FUEL & LUBE BODY WARRANTY SERVICE PROVIDER FACILITY NAME:

\_\_\_\_\_

FUEL & LUBE BODY WARRANTY SERVICE PROVIDER FACILITY ADDRESS:

DELIVERY WILL BE MADE WITHIN \_\_\_\_\_ CALENDER DAYS AFTER ISSUANCE OF PURCHASE ORDER.

PRODUCTION CUT-OFF DATE: \_\_\_\_\_

INDICATE THE LAST DAY THAT THE CITY CAN PLACE ORDERS UNDER THIS CONTRACT WITHOUT MISSING THE PRODUCTION CUT OFF DATE: \_\_\_\_\_.

BID PRICES SHALL REMAIN FIRM FOR ALL ORDERS PLACED PRIOR TO THIS CUT OFF DATE. IN THE EVENT THAT CITY DOES NOT AWARD A CONTRACT PRIOR TO PRODUCTION CUT OFF DATE, CAN BIDDER PROVIDE BID ITEMS, AT THE BID PRICE SUBMITTED, AFTER THE PRODUCTION CUT OFF DATE? (YES/NO) \_\_\_\_\_.

ITEM	QUANTITY	DESCRIPTION
30	2	19,501- 26,000 Four Full Door GVW Flat/Stake Bed Truck w/ Lift Gate and Tow Package

PRICE EACH: \$ 85,403.<sup>00</sup>

TOTAL: \$ 170,806.<sup>00</sup>

YEAR, MAKE & MODEL OF CAB & CHASSIS OFFERED:

2017 Ford F750 Crew Cab 4x2 25,999 GVWR

SPECIFIC MAKE & MODEL OF ENGINE OFFERED (INCLUDE SAE NET HP):

Ford 6.7 L Diesel 270 HP

CAB & CHASSIS WARRANTY:

24 months

WARRANTY SERVICE PROVIDER FACILITY NAME:

Grande Truck Center

WARRANTY SERVICE PROVIDER FACILITY ADDRESS:

4562 IH-10 East  
SAN Antonio, TX 78219

SPECIFIC MAKE & MODEL OF FLAT/STAKE BED & LIFT GATE OFFERED:

Axon 15x90 Heavy Duty Platform  
3000 lb Lift Gate

FLAT/STAKE BED & LIFT GATE WARRANTY:

12 months

DELIVERY WILL BE MADE WITHIN 180-210 CALENDER DAYS AFTER ISSUANCE OF PURCHASE ORDER.

PRODUCTION CUT-OFF DATE: 6/2/2017

INDICATE THE LAST DAY THAT THE CITY CAN PLACE ORDERS UNDER THIS CONTRACT WITHOUT MISSING THE PRODUCTION CUT OFF DATE: 6/1/2017.

BID PRICES SHALL REMAIN FIRM FOR ALL ORDERS PLACED PRIOR TO THIS CUT OFF DATE. IN THE EVENT THAT CITY DOES NOT AWARD A CONTRACT PRIOR TO PRODUCTION CUT OFF DATE, CAN BIDDER PROVIDE BID ITEMS, AT THE BID PRICE SUBMITTED, AFTER THE PRODUCTION CUT OFF DATE? (YES/NO)  
no

ITEM	QUANTITY	DESCRIPTION
31	2	14,001-16,000 GVW Cabover 14' Box Truck with Lift Gate

PRICE EACH: \$ NO BID

TOTAL: \$ \_\_\_\_\_

YEAR, MAKE & MODEL OF CAB & CHASSIS OFFERED:

SPECIFIC MAKE & MODEL OF ENGINE OFFERED (INCLUDE SAE NET HP):

CAB & CHASSIS WARRANTY:

WARRANTY SERVICE PROVIDER FACILITY NAME:

WARRANTY SERVICE PROVIDER FACILITY ADDRESS:

SPECIFIC MAKE & MODEL OF BOX & LIFT GATE OFFERED:

BOX & LIFT GATE WARRANTY:

DELIVERY WILL BE MADE WITHIN \_\_\_\_\_ CALENDER DAYS AFTER ISSUANCE OF PURCHASE ORDER.

PRODUCTION CUT-OFF DATE: \_\_\_\_\_

INDICATE THE LAST DAY THAT THE CITY CAN PLACE ORDERS UNDER THIS CONTRACT WITHOUT MISSING THE PRODUCTION CUT OFF DATE: \_\_\_\_\_.

BID PRICES SHALL REMAIN FIRM FOR ALL ORDERS PLACED PRIOR TO THIS CUT OFF DATE. IN THE EVENT THAT CITY DOES NOT AWARD A CONTRACT PRIOR TO PRODUCTION CUT OFF DATE, CAN BIDDER PROVIDE BID ITEMS, AT THE BID PRICE SUBMITTED, AFTER THE PRODUCTION CUT OFF DATE? (YES/NO) \_\_\_\_\_.

ITEM	QUANTITY	DESCRIPTION
32	1	16,001 – 19,500 lb. GVW 60" Cab to Axle, DRW, 4x4 Flat Bed Body w/Lift Gate

PRICE EACH: \$ 54,917.<sup>00</sup>

TOTAL: \$ 54,917.<sup>00</sup>

YEAR, MAKE & MODEL OF CAB & CHASSIS OFFERED:

2017 Ford F550 RLC 4x4 60 CA

SPECIFIC MAKE & MODEL OF ENGINE OFFERED (INCLUDE SAE NET HP):

Ford 6.7 L Diesel 330 H.P.

CAB & CHASSIS WARRANTY:

BASIC 36 months or 36,000 miles

WARRANTY SERVICE PROVIDER FACILITY NAME:

Grande Truck Center

WARRANTY SERVICE PROVIDER FACILITY ADDRESS:

4562 IH-10 East

SAN Antonio, TX 78219

SPECIFIC MAKE & MODEL OF BOX & LIFT GATE OFFERED:

UTEC UT996TP

Tummy Gate G2-92-1650

BOX & LIFT GATE WARRANTY:

12 months

DELIVERY WILL BE MADE WITHIN 120-150 CALENDER DAYS AFTER ISSUANCE OF PURCHASE ORDER.

PRODUCTION CUT-OFF DATE: 4/2/2017

INDICATE THE LAST DAY THAT THE CITY CAN PLACE ORDERS UNDER THIS CONTRACT WITHOUT MISSING THE PRODUCTION CUT OFF DATE: 6/1/2017.

BID PRICES SHALL REMAIN FIRM FOR ALL ORDERS PLACED PRIOR TO THIS CUT OFF DATE. IN THE EVENT THAT CITY DOES NOT AWARD A CONTRACT PRIOR TO PRODUCTION CUT OFF DATE, CAN BIDDER PROVIDE BID ITEMS, AT THE BID PRICE SUBMITTED, AFTER THE PRODUCTION CUT OFF DATE? (YES/NO)  
NO

Prompt Payment Discount: Net% 30 days. (If no discount is offered, Net 30 will apply.)