

AN ORDINANCE 2017-06-01-0390

APPROPRIATING THE AMOUNT OF \$850 MILLION OVER A FIVE-YEAR PERIOD FOR DELIVERY OF THE 180 PROJECTS INCLUDED IN THE SIX PROPOSITIONS APPROVED AS PART OF THE 2017 - 2022 BOND PROGRAM; AND AMENDING THE FY 2017 - 2022 CAPITAL IMPROVEMENTS PROGRAM TO INCLUDE ALL PROJECTS APPROVED AS PART OF THE PROGRAM.

* * * * *

WHEREAS, on Thursday, February 9, 2017, the City Council of the City of San Antonio, Texas, ordered an election to be held on Saturday, May 6, 2017 ("Election"), to determine whether the qualified voters of the City would authorize the issuance of general obligation bonds by the City in the amount of \$850 Million over five (5) years for the 180 projects ("Projects") included in six (6) propositions ("Propositions") comprehensively described in Ordinance No. 2017-02-09-0067 incorporated herein for all purposes; and

WHEREAS, the Propositions were submitted to the voters, the Election was held and conducted, all as required by the Texas Election Code, the City Charter, and the laws of the State of Texas; and

WHEREAS, each of the Propositions were approved by the voters voting in the Election, and the results of the Election were canvassed and declared on May 17, 2017, pursuant to Ordinance No. 2017-05-17-0329; and

WHEREAS, it is now necessary to appropriate over a five (5) year period the funds approved for each of the Projects; and

WHEREAS, it is also necessary to amend the FY 2017-2022 Capital Improvements Program ("CIP") that was approved pursuant to Ordinance No. 2016-09-15-0693 to include the Projects in the CIP; **NOW, THEREFORE:**

BE IT ORDAINED BY THE CITY COUNCIL OF THE CITY OF SAN ANTONIO:

SECTION 1. The amount of \$850,000,000.00 in connection with the 2017-2022 Bond Program is hereby appropriated over a five (5) year period and is contingent upon the sale of City of San Antonio, 2017-2022 General Obligation Bonds.

- a) The amount of \$850,000,000.00 is appropriated in the funds in the subsequent table, SAP GL account 6102100 - Interfund Transfer Out. The amount of \$850,000,000.00 is authorized to be transferred to funds as stated in **Attachment I**, which is incorporated herein by reference for all purposes.

45910100	2017 General Obligation Streets, Bridges & Sidewalks Improvements
45910101	2017 General Obligation Drainage & Flood Control Improvements
45910102	2017 General Obligation Parks, Recreation & Open Space Improvements
45910103	2017 General Obligation Library & Cultural Facilities Improvements
45910104	2017 General Obligation Public Safety Facilities Improvements
45910105	2017 General Obligation Neighborhood Improvements

The Deputy Chief Financial Officer or his designee is hereby authorized and directed to take any and all actions necessary to accomplish and implement all accounting entries and financial transactions approved by this Ordinance.

- b) The budgets in SAP Funds in **Attachment I**, shall be revised by increasing the SAP WBS Elements as stated in **Attachment I**, SAP GL account 6101100 - Interfund Transfer In, by the amount of \$850,000,000.00


SECTION 2. The FY 2017 – FY 2022 Capital Improvements Program and the expenditure of FY 2017 through FY 2022 Capital Improvements Program Funds, as approved by Section 20 of the FY 2017 Budget Ordinance, Ordinance No. 2016-09-15-0693, is hereby amended to include each of the Projects shown on Attachment II in the CIP. **Attachment II** is attached hereto and incorporated herein by reference for all purposes.

SECTION 3. The financial allocations in this Ordinance are subject to approval by the Deputy Chief Financial Officer, City of San Antonio. The Deputy Chief Financial Officer may, subject to concurrence by the City Manager or the City Manager's designee, correct allocations to specific SAP Fund Numbers, SAP Project Definitions, SAP WBS Elements, SAP Internal Orders, SAP Fund Centers, SAP Cost Centers, SAP Functional Areas, SAP Funds Reservation Document Numbers, and SAP GL Accounts as necessary to carry out the purpose of this Ordinance.


Remainder of Page Intentionally Left Blank

SECTION 4. This Ordinance is effective immediately upon the receipt of eight affirmative votes; otherwise, it is effective ten days after passage.


PASSED AND APPROVED this 1st day of June, 2017.


M A Y O R
Ivy R. Taylor

ATTEST:


Leticia M. Vacek, City Clerk

APPROVED AS TO FORM:


for Andrew Segovia, City Attorney

Agenda Item:	6 (in consent vote: 4, 5, 6, 7, 10)						
Date:	06/01/2017						
Time:	09:35:04 AM						
Vote Type:	Motion to Approve						
Description:	An Ordinance authorizing the appropriation of funds over a five-year period for delivery of the 180 projects listed under the six propositions in the 2017 - 2022 Bond Program totaling \$850 Million and amending the FY 2017- 2022 Capital Improvements Program to include all projects approved as part of the Bond Program. [Peter Zaroni, Deputy City Manager; Mike Frisbie, Director, Transportation & Capital Improvements]						
Result:	Passed						
Voter	Group	Not Present	Yea	Nay	Abstain	Motion	Second
Ivy R. Taylor	Mayor		x				
Roberto C. Treviño	District 1		x			x	
Alan Warrick	District 2		x				
Rebecca Viagran	District 3		x				
Rey Saldaña	District 4		x				
Shirley Gonzales	District 5		x				
Ray Lopez	District 6		x				
Ana E. Sandoval	District 7		x				
Ron Nirenberg	District 8		x				
Joe Krier	District 9		x				x
Michael Gallagher	District 10		x				

RKN
06/01/17
Item No. 6

A T T A C H M E N T I

2017 GO Bond Project Plan Amounts and Funding

Project Definition	Project Name	Bond	Transfer DM	Other Appr	Available Bond	Design Admin	Cap Environmental	Real Estate	Advertisement	Construction Admin	Construction Construction	Material Test	Contingency	Total	Funding Source	Amount	
23-01558	1604/Bulverde Road Turanarounds	\$500,000	0	0	\$500,000	\$0	\$0	\$0	\$0	\$15,000	\$485,000	\$0	\$0	\$500,000	2017 GO Streets	-\$500,000	
23-01559	Applewhite Road Intersection (South of Watson Road)	\$1,000,000	0	0	\$1,000,000	\$67,677	\$15,704	\$56,808	\$13,150	\$2,000	\$104,296	\$550,696	\$11,280	\$178,389	\$1,000,000	2017 GO Streets	-\$1,000,000
23-01560	Bitters Road Intersection & Sidewalks (Savannah Pass to Blanco)	\$5,080,000	0	0	\$5,080,000	\$525,000	\$76,320	\$125,500	\$250,000	\$2,000	\$380,880	\$3,617,875	\$55,125	\$47,300	\$5,080,000	2017 GO Streets	-\$5,080,000
23-01561	Broadway Street Corridor (East Houston Street to East Hildebrand)	\$42,000,000	0	0	\$42,000,000	\$5,800,000	\$394,800	\$420,000	\$0	\$2,000	\$2,545,200	\$32,256,750	\$491,250	\$90,000	\$42,000,000	2017 GO Streets	-\$42,000,000
23-01562	Brooks City Base Inner Circle Road (Louis Bauer Drive to Research)	\$3,000,000	0	0	\$3,000,000	\$0	\$6,816	\$56,800	\$0	\$2,000	\$353,184	\$2,301,698	\$47,014	\$232,488	\$3,000,000	2017 GO Streets	-\$3,000,000
23-01563	Brooks City Base South New Braunfels Avenue (Lyster Road to A)	\$10,400,000	0	0	\$10,400,000	\$0	\$5,400	\$60,000	\$0	\$2,000	\$930,600	\$8,427,275	\$128,365	\$846,360	\$10,400,000	2017 GO Streets	-\$10,400,000
23-01564	Brooks City Base Stinson Corridor (Research Plaza to South Pres)	\$10,000,000	0	0	\$10,000,000	\$0	\$9,000	\$100,000	\$0	\$2,000	\$891,000	\$8,065,150	\$122,850	\$810,000	\$10,000,000	2017 GO Streets	-\$10,000,000
23-01565	Bulverde Road Phase 1 (Butterleigh Drive to North of Quiet Mead)	\$17,000,000	0	0	\$17,000,000	\$1,700,000	\$173,700	\$100,000	\$300,000	\$2,000	\$1,356,300	\$13,000,000	\$198,000	\$170,000	\$17,000,000	2017 GO Streets	-\$17,000,000
23-01566	Bynum Avenue (West Gerald Avenue to Southwest Military Drive)	\$7,730,000	0	0	\$7,730,000	\$1,005,000	\$89,865	\$94,000	\$0	\$2,000	\$605,835	\$5,711,000	\$87,000	\$135,300	\$7,730,000	2017 GO Streets	-\$7,730,000
23-01567	Camaron Street (West Houston Street to Fox Tech High School)	\$4,500,000	0	0	\$4,500,000	\$500,000	\$129,150	\$135,000	\$50,000	\$2,000	\$275,850	\$3,001,700	\$61,300	\$345,000	\$4,500,000	2017 GO Streets	-\$4,500,000
23-01568	Commerce Street (St. Mary's Street to Santa Rosa Street)	\$6,000,000	0	0	\$6,000,000	\$600,000	\$64,800	\$180,000	\$0	\$2,000	\$475,200	\$4,529,000	\$69,000	\$80,000	\$6,000,000	2017 GO Streets	-\$6,000,000
23-01569	Commerce Street (Frio Street to Santa Rosa Street)	\$14,000,000	0	0	\$14,000,000	\$1,758,000	\$181,098	\$280,000	\$150,000	\$2,000	\$1,078,902	\$10,340,500	\$157,500	\$52,000	\$14,000,000	2017 GO Streets	-\$14,000,000
23-01570	DeZavala Road (I-10 Frontage Road to Lockhill Selma Road)	\$15,500,000	0	0	\$15,500,000	\$0	\$6,750	\$75,000	\$0	\$2,000	\$1,388,250	\$13,788,000	\$210,000	\$30,000	\$15,500,000	2017 GO Streets	-\$15,500,000
23-01571	District 1 Pedestrian Mobility & Streets	\$9,000,000	0	0	\$9,000,000	\$1,159,500	\$98,780	\$54,000	\$0	\$2,000	\$711,220	\$6,696,000	\$102,000	\$176,500	\$9,000,000	2017 GO Streets	-\$9,000,000
23-01572	District 2 Pedestrian Mobility & Streets	\$4,800,000	0	0	\$4,800,000	\$600,000	\$53,100	\$50,000	\$0	\$2,000	\$378,900	\$3,544,000	\$54,000	\$118,000	\$4,800,000	2017 GO Streets	-\$4,800,000
23-01573	District 3 Pedestrian Mobility & Streets	\$9,000,000	0	0	\$9,000,000	\$1,000,000	\$85,500	\$50,000	\$0	\$2,000	\$724,500	\$6,794,500	\$103,500	\$240,000	\$9,000,000	2017 GO Streets	-\$9,000,000
23-01574	District 4 Pedestrian Mobility & Streets	\$7,000,000	0	0	\$7,000,000	\$1,000,000	\$85,860	\$54,000	\$0	\$2,000	\$544,140	\$5,070,750	\$77,250	\$166,000	\$7,000,000	2017 GO Streets	-\$7,000,000
23-01575	District 5 Pedestrian Mobility & Streets	\$6,500,000	0	0	\$6,500,000	\$742,000	\$74,952	\$65,000	\$100,000	\$2,000	\$510,048	\$4,873,750	\$74,250	\$58,000	\$6,500,000	2017 GO Streets	-\$6,500,000
23-01576	District 6 Pedestrian Mobility & Streets	\$5,000,000	0	0	\$5,000,000	\$540,000	\$57,600	\$54,000	\$100,000	\$2,000	\$392,400	\$3,741,000	\$57,000	\$56,000	\$5,000,000	2017 GO Streets	-\$5,000,000
23-01577	District 7 Sidewalks	\$2,800,000	0	0	\$2,800,000	\$600,000	\$73,380	\$71,500	\$0	\$2,000	\$262,620	\$1,713,000	\$35,000	\$42,500	\$2,800,000	2017 GO Streets	-\$2,800,000
23-01578	District 9 Pedestrian Mobility & Streets	\$4,000,000	0	0	\$4,000,000	\$437,250	\$42,167	\$75,000	\$0	\$2,000	\$317,833	\$2,595,000	\$53,000	\$477,750	\$4,000,000	2017 GO Streets	-\$4,000,000
23-01579	Enrique M. Barrera Parkway Phase 1 (Old Highway 90 Area)	\$9,000,000	0	0	\$9,000,000	\$1,200,000	\$192,780	\$270,000	\$0	\$2,000	\$617,220	\$6,374,500	\$123,500	\$220,000	\$9,000,000	2017 GO Streets	-\$9,000,000
23-01580	Evans Road (Highway 281 to Caliza Drive)	\$2,700,000	0	0	\$2,700,000	\$300,000	\$40,680	\$69,000	\$0	\$2,000	\$283,320	\$1,860,000	\$38,000	\$107,000	\$2,700,000	2017 GO Streets	-\$2,700,000
23-01581	Fort Sam ISD New Roadway (Winans Road to Rittiman Road)	\$1,725,000	0	0	\$1,725,000	\$150,000	\$28,680	\$104,000	\$0	\$2,000	\$178,320	\$1,223,000	\$25,000	\$14,000	\$1,725,000	2017 GO Streets	-\$1,725,000
23-01582	Fredericksburg Road (North Flores Street to West Woodlawn Ave)	\$8,000,000	0	0	\$8,000,000	\$1,080,000	\$100,755	\$147,500	\$0	\$2,000	\$619,245	\$5,884,360	\$89,640	\$76,500	\$8,000,000	2017 GO Streets	-\$8,000,000
23-01583	Goliad Road (Fair Avenue to East Southcross Boulevard)	\$12,937,000	0	0	\$12,937,000	\$1,132,350	\$102,340	\$68,000	\$50,000	\$2,000	\$1,061,990	\$9,292,708	\$141,544	\$1,086,068	\$12,937,000	2017 GO Streets	-\$12,937,000
23-01584	Hardberger Park	\$7,500,000	0	0	\$7,500,000	\$0	\$6,750	\$75,000	\$0	\$2,000	\$668,250	\$6,646,750	\$101,250	\$0	\$7,500,000	2017 GO Streets	-\$7,500,000
23-01585	Hardy Oak Boulevard and Huebner Road Extensions	\$6,300,000	0	0	\$6,300,000	\$0	\$1,890	\$63,000	\$0	\$0	\$187,110	\$6,048,000	\$0	\$0	\$6,300,000	2017 GO Streets	-\$6,300,000
23-01586	Harry Wurzbach Road/Austin Highway Connectors	\$3,000,000	0	0	\$3,000,000	\$0	\$18,000	\$150,000	\$0	\$2,000	\$342,000	\$2,350,000	\$48,000	\$90,000	\$3,000,000	2017 GO Streets	-\$3,000,000
23-01587	Heath Road/Grissom Road Intersection	\$1,100,000	0	0	\$1,100,000	\$150,000	\$28,800	\$55,000	\$50,000	\$2,000	\$103,200	\$684,000	\$14,000	\$13,000	\$1,100,000	2017 GO Streets	-\$1,100,000
23-01588	Hemisfair Park Streets Phase 2	\$5,000,000	0	0	\$5,000,000	\$640,000	\$78,840	\$250,000	\$50,000	\$2,000	\$371,160	\$3,494,750	\$53,250	\$60,000	\$5,000,000	2017 GO Streets	-\$5,000,000
23-01589	Ingram Road (Potranco Road to Dead End)	\$1,000,000	0	0	\$1,000,000	\$0	\$900	\$30,000	\$0	\$0	\$29,100	\$940,000	\$0	\$0	\$1,000,000	2017 GO Streets	-\$1,000,000
23-01590	Jones Maltsberger Road/Burning Trail Intersection	\$1,600,000	0	0	\$1,600,000	\$150,000	\$27,000	\$40,000	\$50,000	\$2,000	\$165,000	\$1,076,000	\$22,000	\$68,000	\$1,600,000	2017 GO Streets	-\$1,600,000
23-01591	Lamar Street (Austin Street to North New Braunfels Avenue)	\$2,500,000	0	0	\$2,500,000	\$0	\$1,800	\$15,000	\$0	\$2,000	\$298,200	\$2,056,000	\$42,000	\$85,000	\$2,500,000	2017 GO Streets	-\$2,500,000
23-01592	Lone Star Boulevard (Area Streets)	\$5,000,000	0	0	\$5,000,000	\$0	\$2,340	\$78,000	\$0	\$0	\$147,660	\$4,772,000	\$0	\$0	\$5,000,000	2017 GO Streets	-\$5,000,000
23-01593	Medical Center (Louis Pasteur Drive at Babcock Road Intersection)	\$1,600,000	0	0	\$1,600,000	\$0	\$3,000	\$25,000	\$0	\$2,000	\$189,000	\$1,272,000	\$26,000	\$83,000	\$1,600,000	2017 GO Streets	-\$1,600,000
23-01594	Medical Center Phase 10 (Ewing Halsell Drive/Louis Pasteur Drive)	\$7,170,000	0	0	\$7,170,000	\$0	\$2,250	\$25,000	\$0	\$2,000	\$643,050	\$1,541,500	\$31,500	\$4,924,700	\$7,170,000	2017 GO Streets	-\$7,170,000
23-01595	Mission Road (San Antonio River to Southeast Military Drive)	\$2,000,000	0	0	\$2,000,000	\$139,263	\$33,040	\$150,000	\$0	\$2,000	\$206,960	\$1,135,312	\$23,210	\$310,215	\$2,000,000	2017 GO Streets	-\$2,000,000
23-01596	Monticello Park (Area Streets)	\$3,936,000	0	0	\$3,936,000	\$500,000	\$43,290	\$31,000	\$0	\$2,000	\$310,950	\$2,879,388	\$58,804	\$110,568	\$3,936,000	2017 GO Streets	-\$3,936,000
23-01597	North Flores Street/Fredericksburg Road (Five Points)	\$3,000,000	0	0	\$3,000,000	\$380,000	\$56,640	\$130,000	\$0	\$2,000	\$303,360	\$2,056,000	\$42,000	\$30,000	\$3,000,000	2017 GO Streets	-\$3,000,000
23-01598	North Main Avenue & Soledad Street (Pecan Street to Navaro St)	\$9,000,000	0	0	\$9,000,000	\$1,045,000	\$101,925	\$117,000	\$75,000	\$2,000	\$708,075	\$6,646,750	\$101,250	\$203,000	\$9,000,000	2017 GO Streets	-\$9,000,000
23-01599	North New Braunfels Avenue Phase 1 (East Houston Street to Bu)	\$9,000,000	0	0	\$9,000,000	\$990,000	\$105,390	\$180,000	\$100,000	\$2,000	\$704,610	\$6,105,000	\$93,000	\$720,000	\$9,000,000	2017 GO Streets	-\$9,000,000
23-01600	North St. Mary's Street (East Mistletoe Avenue to West Josephine)	\$7,000,000	0	0	\$7,000,000	\$783,750	\$91,384	\$210,000	\$100,000	\$2,000	\$538,616	\$4,676,750	\$71,250	\$526,250	\$7,000,000	2017 GO Streets	-\$7,000,000
23-01601	O.P. Schnabel Park Entrance & Bridge	\$1,100,000	0	0	\$1,100,000	\$85,000	\$21,360	\$101,500	\$0	\$2,000	\$110,640	\$747,700	\$15,300	\$16,500	\$1,100,000	2017 GO Streets	-\$1,100,000
23-01602	Probandt Street (South Alamo Street to US Highway 90)	\$5,000,000	0	0	\$5,000,000	\$800,000	\$105,660	\$254,000	\$200,000	\$2,000	\$344,340	\$3,199,250	\$48,750	\$46,000	\$5,000,000	2017 GO Streets	-\$5,000,000
23-01603	Prue Road (Babcock Road to Laureate Drive)	\$27,600,000	0	0	\$27,600,000	\$1,000,000	\$255,500	\$150,000	\$400,000	\$2,000	\$1,676,500	\$21,717,250	\$330,750	\$2,068,000	\$27,600,000	2017 GO Streets	-\$27,600,000
23-01604	Rittiman Road (I-35 to Castle Cross Drive)	\$4,000,000	0	0	\$4,000,000	\$412,500	\$66,713	\$120,000	\$200,000	\$2,000	\$293,287	\$2,448,000	\$50,000	\$357,500	\$4,000,000	2017 GO Streets	-\$4,000,000
23-01605	Roosevelt Avenue (I-10 to South St. Mary's Street)	\$5,000,000	0	0	\$5,000,000	\$410,884	\$57,379	\$250,000	\$17,750	\$2,000	\$392,621	\$3,370,672	\$51,360	\$447,334	\$5,000,000	2017 GO Streets	-\$5,000,000
23-01606	Roosevelt Avenue (US Highway 90 to Southeast Loop 410)	\$8,000,000	0	0	\$8,000,000	\$702,636	\$80,062	\$240,000	\$19,000	\$2,000	\$639,938	\$5,734,678	\$87,361	\$496,325	\$8,000,000	2017 GO Streets	-\$8,000,000
23-01607	San Saba Street (Nueva Street to Martin Street)	\$6,000,000	0	0	\$6,000,000	\$770,000	\$92,232	\$180,000	\$150,000	\$2,000	\$447,768	\$4,251,181	\$64,769	\$40,050	\$6,000,000	2017 GO Streets	-\$6,000,000
23-01608	Santa Rosa Street (César E. Chávez Boulevard to Martin Street)	\$12,000,000	0	0	\$12,000,000	\$1,545,000	\$161,217	\$240,000	\$160,800	\$2,000	\$918,783	\$8,764,500	\$133,500	\$74,200	\$12,000,000	2017 GO Streets	-\$12,000,000
23-01609	South Alamo Street Improvements (Market Street to East César E)	\$9,000,000	0	0	\$9,000,000	\$1,250,000	\$139,050	\$270,000	\$150,000	\$2,000	\$670,950	\$6,400,500	\$97,500	\$20,000	\$9,000,000	2017 GO Streets	-\$9,000,000
23-01610	South Presa Street (Southeast Military Drive to Southcross Boulev)	\$5,000,000	0	0	\$5,000,000	\$398,802	\$52,553	\$200,000	\$25,000	\$2,000	\$397,447	\$3,271,991	\$49,858	\$602,349	\$5,000,000	2017 GO Streets	-\$5,000,000
23-01612	South Zarzamora Street Overpass at Union Pacific Railroad/Frio C	\$10,000,000	0	0	\$10,000,000	\$1,500,000	\$594,810	\$259,000	\$5,000,000	\$2,000	\$305,190	\$2,105,000	\$43,000	\$191,000	\$10,000,000	2017 GO Streets	-\$10,000,000
23-01611	South Zarzamora Street/Applewhite Road Intersection	\$900,000	0	0	\$900,000	\$60,987	\$20,969	\$108,000	\$11,850	\$2,000	\$87,031	\$496,057	\$10,164	\$102,942	\$900,000	2017 GO Streets	-\$900,000
23-01613	Southcross Boulevard (I-37 to I-35)	\$5,000,000	0	0	\$5,000,000	\$404,608	\$56,533	\$239,000	\$25,000	\$2,000	\$393,467	\$3,319,160	\$50,576	\$509,656	\$5,000,000	2017 GO Streets	-\$5,000,000
23-01614	The Alamo (Area Streets)	\$13,736,000	0	0	\$13,736,000	\$1,800,000	\$235,325	\$274,720	\$0	\$2,000							

2017 GO Bond Project Plan Amounts and Funding

Project Definition	Project Name	Bond	Transfer DM	Other Appr	Available Bond	Design	Design Admin	Cap Environmental	Real Estate	Advertisement	Construction Admin	Construction	Material Test	Contingency	Total	Funding Source	Amount
23-01623	Barbara Drive Drainage Phase 2	\$8,700,000	0	0	\$8,700,000	\$900,000	\$89,775	\$106,500	\$0	\$2,000	\$693,225	\$5,908,000	\$90,000	\$820,500	\$8,700,000	2017 GO Drainage	-\$8,700,000
23-01624	Beitel Creekway	\$2,000,000	0	0	\$2,000,000	\$450,000	\$14,130	\$66,000	\$0	\$0	\$45,870	\$1,424,000	\$0	\$0	\$2,000,000	2017 GO Drainage	-\$2,000,000
23-01625	Belfast Drive & Janda Susan Road Area Phase 2	\$2,618,000	0	0	\$2,618,000	\$75,000	\$11,242	\$26,180	\$0	\$2,000	\$302,918	\$2,056,000	\$42,000	\$102,660	\$2,618,000	2017 GO Drainage	-\$2,618,000
23-01626	Blossom Park (Lotus Blossom Street)	\$1,400,000	0	0	\$1,400,000	\$116,000	\$26,508	\$116,500	\$0	\$2,000	\$141,492	\$960,478	\$19,642	\$17,380	\$1,400,000	2017 GO Drainage	-\$1,400,000
23-01627	Cedarhurst Drive Area (Dumont Drive to Eaglerock Drive)	\$9,170,000	0	0	\$9,170,000	\$1,238,000	\$110,088	\$59,000	\$50,000	\$2,000	\$715,212	\$6,696,000	\$102,000	\$197,700	\$9,170,000	2017 GO Drainage	-\$9,170,000
23-01628	Eisenhower Road/Northwood-Devonshire Drive Area Phase 2	\$8,000,000	0	0	\$8,000,000	\$850,000	\$82,350	\$100,000	\$50,000	\$2,000	\$637,650	\$5,908,000	\$90,000	\$280,000	\$8,000,000	2017 GO Drainage	-\$8,000,000
23-01629	Esma Street Area	\$9,166,000	0	0	\$9,166,000	\$796,406	\$72,758	\$91,660	\$0	\$2,000	\$752,182	\$6,535,162	\$99,551	\$816,281	\$9,166,000	2017 GO Drainage	-\$9,166,000
23-01630	North New Braunfels Avenue (Comprehensive Drainage Study)	\$300,000	0	0	\$300,000	\$262,000	\$36,000	\$0	\$0	\$2,000	\$0	\$0	\$0	\$0	\$300,000	2017 GO Drainage	-\$300,000
23-01631	Panther Springs Creek Restoration	\$1,100,000	0	0	\$1,100,000	\$80,850	\$24,812	\$134,000	\$0	\$2,000	\$107,188	\$478,200	\$9,800	\$263,150	\$1,100,000	2017 GO Drainage	-\$1,100,000
23-01632	Paso Del Norte Street (Shady Oaks)	\$4,318,000	0	0	\$4,318,000	\$462,000	\$55,422	\$100,000	\$100,000	\$2,000	\$333,198	\$2,742,000	\$56,000	\$467,380	\$4,318,000	2017 GO Drainage	-\$4,318,000
23-01633	Port San Antonio	\$24,000,000	0	0	\$24,000,000	\$3,240,000	\$284,400	\$244,000	\$0	\$2,000	\$1,875,600	\$17,728,000	\$270,000	\$356,000	\$24,000,000	2017 GO Drainage	-\$24,000,000
23-01634	San Pedro Creek	\$14,600,000	0	0	\$14,600,000	\$0	\$4,380	\$146,000	\$0	\$0	\$433,620	\$14,016,000	\$0	\$0	\$14,600,000	2017 GO Drainage	-\$14,600,000
23-01635	Seeling Channel Phase 3	\$18,000,000	0	0	\$18,000,000	\$2,430,000	\$212,040	\$169,000	\$0	\$2,000	\$1,407,960	\$13,295,500	\$202,500	\$281,000	\$18,000,000	2017 GO Drainage	-\$18,000,000
23-01636	South Pine Street/Greer Street Phase 1	\$8,000,000	0	0	\$8,000,000	\$673,088	\$71,710	\$166,000	\$25,000	\$2,000	\$648,290	\$5,522,927	\$84,136	\$806,849	\$8,000,000	2017 GO Drainage	-\$8,000,000
23-01637	Upland Road	\$6,910,000	0	0	\$6,910,000	\$581,106	\$61,758	\$138,200	\$25,000	\$2,000	\$560,142	\$4,767,912	\$72,638	\$701,244	\$6,910,000	2017 GO Drainage	-\$6,910,000
23-01638	Vance Jackson Road Low-Water Crossings	\$6,357,000	0	0	\$6,357,000	\$750,000	\$110,443	\$127,140	\$50,000	\$2,000	\$461,687	\$4,381,250	\$66,750	\$407,730	\$6,357,000	2017 GO Drainage	-\$6,357,000
23-01639	West Military Drive & Westmar Drive Area	\$10,160,000	0	0	\$10,160,000	\$1,371,500	\$124,232	\$96,000	\$50,000	\$2,000	\$790,168	\$7,429,332	\$113,168	\$183,600	\$10,160,000	2017 GO Drainage	-\$10,160,000
23-01640	Public Art (Drainage)	\$1,389,000	0	0	\$1,389,000	\$0	\$0	\$0	\$0	\$2,000	\$166,680	\$0	\$0	\$1,220,320	\$1,389,000	2017 GO Drainage	-\$1,389,000
23-01641	Aquatic Center at Palo Alto College	\$5,300,000	0	0	\$5,300,000	\$1,060,000	\$28,620	\$0	\$0	\$0	\$130,380	\$4,081,000	\$0	\$0	\$5,300,000	2017 GO Parks	-\$5,300,000
23-01642	Beacon Hill Linear Park	\$300,000	0	0	\$300,000	\$30,000	\$7,050	\$20,000	\$0	\$2,000	\$37,950	\$184,200	\$3,800	\$15,000	\$300,000	2017 GO Parks	-\$300,000
23-01643	Beitel Creek Linear Trail Park	\$500,000	0	0	\$500,000	\$0	\$0	\$0	\$0	\$0	\$15,000	\$485,000	\$0	\$0	\$500,000	2017 GO Parks	-\$500,000
23-01644	Brackenridge Park	\$7,750,000	0	0	\$7,750,000	\$750,000	\$55,930	\$124,000	\$0	\$2,000	\$486,570	\$6,154,250	\$93,750	\$83,500	\$7,750,000	2017 GO Parks	-\$7,750,000
23-01645	Brackenridge Park/Witte Museum Parking Garage Expansion	\$2,000,000	0	0	\$2,000,000	\$400,000	\$10,800	\$0	\$0	\$0	\$49,200	\$1,540,000	\$0	\$0	\$2,000,000	2017 GO Parks	-\$2,000,000
23-01646	Capitol Little League Baseball Fields	\$2,000,000	0	0	\$2,000,000	\$0	\$0	\$0	\$0	\$0	\$60,000	\$1,940,000	\$0	\$0	\$2,000,000	2017 GO Parks	-\$2,000,000
23-01647	Caracol Creek Park	\$400,000	0	0	\$400,000	\$60,000	\$16,200	\$54,000	\$0	\$2,000	\$43,800	\$194,000	\$4,000	\$26,000	\$400,000	2017 GO Parks	-\$400,000
23-01648	Classen-Stuebing Ranch Park Property Acquisition & Development	\$9,150,000	0	0	\$9,150,000	\$900,000	\$344,400	\$110,000	\$4,000,000	\$2,000	\$296,100	\$3,396,250	\$51,750	\$49,500	\$9,150,000	2017 GO Parks	-\$9,150,000
23-01649	Comanche Lookout Park	\$400,000	0	0	\$400,000	\$60,000	\$12,225	\$27,500	\$0	\$2,000	\$47,775	\$228,300	\$4,700	\$17,500	\$400,000	2017 GO Parks	-\$400,000
23-01650	Copernicus Park	\$475,000	0	0	\$475,000	\$71,250	\$13,369	\$25,000	\$0	\$2,000	\$57,881	\$292,000	\$6,000	\$7,500	\$475,000	2017 GO Parks	-\$475,000
23-01651	Crystal Hills Park	\$250,000	0	0	\$250,000	\$38,000	\$10,605	\$36,500	\$0	\$2,000	\$26,895	\$130,790	\$2,710	\$2,500	\$250,000	2017 GO Parks	-\$250,000
23-01652	Cuellar Park	\$368,000	0	0	\$368,000	\$40,000	\$7,275	\$12,500	\$0	\$2,000	\$47,925	\$218,500	\$4,500	\$3,300	\$368,000	2017 GO Parks	-\$368,000
23-01653	Culebra Creek Park	\$368,000	0	0	\$368,000	\$51,520	\$12,205	\$35,000	\$0	\$2,000	\$42,995	\$218,500	\$4,500	\$1,280	\$368,000	2017 GO Parks	-\$368,000
23-01654	Dawson Park	\$750,000	0	0	\$750,000	\$112,500	\$10,598	\$16,500	\$0	\$2,000	\$56,902	\$475,750	\$9,750	\$66,000	\$750,000	2017 GO Parks	-\$750,000
23-01655	District 4 Heritage Community Center	\$8,500,000	0	0	\$8,500,000	\$568,200	\$167,272	\$85,000	\$600,000	\$2,000	\$427,728	\$5,848,000	\$150,000	\$651,800	\$8,500,000	2017 GO Parks	-\$8,500,000
23-01656	District 5 Parks	\$1,000,000	0	0	\$1,000,000	\$150,000	\$15,750	\$40,000	\$0	\$2,000	\$74,250	\$635,000	\$13,000	\$70,000	\$1,000,000	2017 GO Parks	-\$1,000,000
23-01657	District 6 Parks	\$828,000	0	0	\$828,000	\$90,000	\$11,925	\$51,500	\$0	\$2,000	\$62,595	\$566,400	\$11,600	\$31,980	\$828,000	2017 GO Parks	-\$828,000
23-01658	District 8 Park Land Acquisition & Development	\$500,000	0	0	\$500,000	\$15,000	\$48,525	\$35,000	\$275,000	\$2,000	\$26,475	\$91,100	\$1,900	\$5,000	\$500,000	2017 GO Parks	-\$500,000
23-01659	District 9 Senior Center	\$13,212,000	0	0	\$13,212,000	\$966,950	\$151,649	\$132,120	\$0	\$2,000	\$508,951	\$9,795,000	\$303,000	\$1,352,330	\$13,212,000	2017 GO Parks	-\$13,212,000
23-01660	Downtown Parks	\$1,250,000	0	0	\$1,250,000	\$160,000	\$26,460	\$100,000	\$50,000	\$2,000	\$86,040	\$782,000	\$16,000	\$27,500	\$1,250,000	2017 GO Parks	-\$1,250,000
23-01661	Elmendorf Lake Park	\$2,000,000	0	0	\$2,000,000	\$300,000	\$29,925	\$62,500	\$0	\$2,000	\$150,075	\$1,272,000	\$26,000	\$157,500	\$2,000,000	2017 GO Parks	-\$2,000,000
23-01662	Fox Park	\$400,000	0	0	\$400,000	\$40,000	\$15,000	\$64,000	\$0	\$2,000	\$45,000	\$218,500	\$4,500	\$11,000	\$400,000	2017 GO Parks	-\$400,000
23-01663	Friesenhahn Park	\$400,000	0	0	\$400,000	\$60,000	\$18,825	\$71,500	\$0	\$2,000	\$41,175	\$194,000	\$4,000	\$8,500	\$400,000	2017 GO Parks	-\$400,000
23-01664	Gilbert Garza Park	\$500,000	0	0	\$500,000	\$75,000	\$18,750	\$57,500	\$0	\$2,000	\$56,250	\$272,400	\$5,600	\$12,500	\$500,000	2017 GO Parks	-\$500,000
23-01665	Gilbert Morgan Denman, Jr. Park	\$400,000	0	0	\$400,000	\$60,000	\$11,100	\$20,000	\$0	\$2,000	\$48,900	\$252,800	\$5,200	\$0	\$400,000	2017 GO Parks	-\$400,000
23-01666	Hardberger Park	\$5,500,000	0	0	\$5,500,000	\$0	\$0	\$0	\$0	\$2,000	\$385,000	\$4,972,250	\$75,750	\$65,000	\$5,500,000	2017 GO Parks	-\$5,500,000
23-01667	Harlandale Park	\$350,000	0	0	\$350,000	\$53,000	\$11,880	\$31,500	\$0	\$2,000	\$40,620	\$203,800	\$4,200	\$3,000	\$350,000	2017 GO Parks	-\$350,000
23-01668	Harvey E. Najim YMCA Phase 2	\$2,000,000	0	0	\$2,000,000	\$500,000	\$13,500	\$0	\$0	\$0	\$46,500	\$1,440,000	\$0	\$0	\$2,000,000	2017 GO Parks	-\$2,000,000
23-01669	Haskin Park	\$300,000	0	0	\$300,000	\$45,000	\$9,825	\$25,000	\$0	\$2,000	\$35,175	\$174,400	\$3,600	\$5,000	\$300,000	2017 GO Parks	-\$300,000
23-01670	Hemisfair Civic Park	\$21,000,000	0	0	\$21,000,000	\$2,100,000	\$105,000	\$210,000	\$0	\$2,000	\$945,000	\$17,235,500	\$262,500	\$140,000	\$21,000,000	2017 GO Parks	-\$21,000,000
23-01671	Jane Dubel Park	\$300,000	0	0	\$300,000	\$45,000	\$9,300	\$21,500	\$0	\$2,000	\$35,700	\$179,300	\$3,700	\$3,500	\$300,000	2017 GO Parks	-\$300,000
23-01672	Jupe Manor Neighborhood Park	\$750,000	0	0	\$750,000	\$25,000	\$45,810	\$16,500	\$470,000	\$2,000	\$21,690	\$149,900	\$3,100	\$16,000	\$750,000	2017 GO Parks	-\$750,000
23-01673	Kingsborough Park	\$400,000	0	0	\$400,000	\$60,000	\$10,575	\$16,500	\$0	\$2,000	\$49,425	\$252,800	\$5,200	\$3,500	\$400,000	2017 GO Parks	-\$400,000
23-01674	Lackland Terrace Park	\$300,000	0	0	\$300,000	\$45,000	\$10,425	\$29,000	\$0	\$2,000	\$34,575	\$169,500	\$3,500	\$6,000	\$300,000	2017 GO Parks	-\$300,000
23-01675	Lincoln Park	\$1,000,000	0	0	\$1,000,000	\$200,000	\$18,000	\$20,000	\$0	\$2,000	\$72,000	\$659,500	\$13,500	\$15,000	\$1,000,000	2017 GO Parks	-\$1,000,000
23-01676	Lockwood & Dignowity Parks	\$3,100,000	0	0	\$3,100,000	\$465,000	\$31,395	\$15,000	\$15,000	\$2,000	\$185,605	\$1,958,000	\$40,000	\$388,000	\$3,100,000	2017 GO Parks	-\$3,100,000
23-01677	Martin Luther King Park	\$3,100,000	0	0	\$3,100,000	\$465,000	\$37,975	\$124,000	\$0	\$2,000	\$179,025	\$1,972,700	\$40,300	\$279,000	\$3,100,000	2017 GO Parks	-\$3,100,000
23-01678	Martin Luther King Plaza	\$650,000	0	0	\$650,000	\$97,500	\$13,298	\$60,000	\$0	\$2,000	\$45,202	\$412,050	\$8,450	\$11,500	\$650,000	2017 GO Parks	-\$650,000
23-01679	McAllister Park	\$2,000,000	0	0	\$2,000,000	\$300,000	\$35,460	\$124,000	\$0	\$2,000	\$144,540	\$1,350,400	\$27,600	\$16,000	\$2,000,000	2017 GO Parks	-\$2,000,000
23-01680	Miller's Pond Park	\$370,000	0	0	\$370,000	\$55,500	\$19,868	\$82,500	\$0	\$2,000	\$35,632	\$169,500	\$3,500	\$1,500	\$370,000	2017 GO Parks	-\$370,000
23-01681	Mission Drive-In Marquee	\$600,000	0	0	\$600,000	\$75,000	\$11,475	\$60,000	\$0	\$2,000	\$42,525	\$390,000	\$8,000	\$11,000	\$600,000	2017 GO Parks	-\$600,000
23-01682	Monterey Park	\$475,000	0	0	\$475,000	\$71,250	\$10,510	\$5,940	\$0	\$2,000	\$60,740	\$300,575	\$6,175	\$17,810	\$475,000	2017 GO Parks	-\$475,000
23-01683	Monticello Park	\$300,000	0	0	\$300,000	\$30,000	\$6,300	\$15,000	\$0	\$2,000	\$38,						

2017 GO Bond Project Plan Amounts and Funding

Project Definition	Project Name	Bond	Transfer DM	Other Appr	Available Bond	Design	Admin	Environmental	Real Estate	Advertisement	Construction Cap Admin	Construction	Material Test	Contingency	Total	Funding Source	Amount
23-01686	Natorium at Southwest ISD	\$4,000,000	0	0	\$4,000,000	\$1,000,000	\$27,000	\$0	\$0	\$0	\$93,000	\$2,880,000	\$0	\$0	\$4,000,000	2017 GO Parks	-\$4,000,000
23-01687	New Territories Park	\$368,000	0	0	\$368,000	\$55,200	\$12,702	\$35,000	\$0	\$2,000	\$42,498	\$213,600	\$4,400	\$2,600	\$368,000	2017 GO Parks	-\$368,000
23-01688	Normoyle Park	\$1,150,000	0	0	\$1,150,000	\$120,000	\$13,096	\$37,500	\$0	\$2,000	\$90,405	\$782,000	\$16,000	\$89,000	\$1,150,000	2017 GO Parks	-\$1,150,000
23-01689	North San Antonio Hills Park	\$532,000	0	0	\$532,000	\$79,800	\$10,064	\$40,000	\$0	\$2,000	\$37,816	\$350,800	\$7,200	\$4,320	\$532,000	2017 GO Parks	-\$532,000
23-01690	O.P. Schnabel Park & Land Acquisition	\$7,364,000	0	0	\$7,364,000	\$55,000	\$8,820	\$76,500	\$7,000,000	\$2,000	\$16,660	\$194,000	\$4,000	\$7,020	\$7,364,000	2017 GO Parks	-\$7,364,000
23-01691	O.P. Schnabel Park Multi-Generational Center	\$500,000	0	0	\$500,000	\$60,000	\$16,950	\$59,000	\$0	\$2,000	\$58,050	\$292,000	\$6,000	\$6,000	\$500,000	2017 GO Parks	-\$500,000
23-01692	Old Spanish Trails Park	\$3,075,000	0	0	\$3,075,000	\$184,500	\$15,124	\$50,000	\$0	\$2,000	\$200,126	\$1,956,775	\$39,975	\$626,500	\$3,075,000	2017 GO Parks	-\$3,075,000
23-01693	Oscar Perez Park	\$368,000	0	0	\$368,000	\$55,200	\$10,077	\$17,500	\$0	\$2,000	\$45,123	\$228,300	\$4,700	\$5,100	\$368,000	2017 GO Parks	-\$368,000
23-01694	Palo Alto Park	\$400,000	0	0	\$400,000	\$60,000	\$9,600	\$10,000	\$0	\$2,000	\$50,400	\$256,720	\$5,280	\$6,000	\$400,000	2017 GO Parks	-\$400,000
23-01695	Pearsall Park	\$3,000,000	0	0	\$3,000,000	\$510,000	\$53,685	\$137,500	\$0	\$2,000	\$216,315	\$2,007,000	\$41,000	\$32,500	\$3,000,000	2017 GO Parks	-\$3,000,000
23-01696	Perrin Homestead Historic Center	\$1,000,000	0	0	\$1,000,000	\$150,000	\$18,360	\$69,000	\$0	\$2,000	\$71,640	\$635,000	\$13,000	\$41,000	\$1,000,000	2017 GO Parks	-\$1,000,000
23-01697	Piper's Meadow Park	\$520,000	0	0	\$520,000	\$78,000	\$8,478	\$24,000	\$0	\$2,000	\$38,322	\$329,240	\$6,760	\$33,200	\$520,000	2017 GO Parks	-\$520,000
23-01698	Pittman-Sullivan Park	\$550,000	0	0	\$550,000	\$83,000	\$7,848	\$12,500	\$0	\$2,000	\$41,652	\$348,840	\$7,160	\$47,000	\$550,000	2017 GO Parks	-\$550,000
23-01699	Rainbow Hills Park	\$600,000	0	0	\$600,000	\$96,000	\$10,026	\$25,000	\$0	\$2,000	\$43,974	\$391,960	\$8,040	\$23,000	\$600,000	2017 GO Parks	-\$600,000
23-01700	Raintree Park	\$400,000	0	0	\$400,000	\$60,000	\$12,975	\$32,500	\$0	\$2,000	\$47,025	\$233,200	\$4,800	\$7,500	\$400,000	2017 GO Parks	-\$400,000
23-01701	Rosedale Park	\$500,000	0	0	\$500,000	\$55,000	\$19,050	\$77,500	\$0	\$2,000	\$55,950	\$272,400	\$5,600	\$12,500	\$500,000	2017 GO Parks	-\$500,000
23-01702	San Antonio Botanical Center	\$5,050,000	0	0	\$5,050,000	\$1,500,000	\$40,500	\$0	\$0	\$0	\$111,000	\$3,398,500	\$0	\$0	\$5,050,000	2017 GO Parks	-\$5,050,000
23-01703	San Pedro Creek (Linear Park)	\$4,900,000	0	0	\$4,900,000	\$0	\$0	\$0	\$0	\$0	\$147,000	\$4,753,000	\$0	\$0	\$4,900,000	2017 GO Parks	-\$4,900,000
23-01704	San Pedro Springs Park	\$1,800,000	0	0	\$1,800,000	\$175,000	\$21,690	\$83,500	\$0	\$2,000	\$140,310	\$1,321,000	\$27,000	\$29,500	\$1,800,000	2017 GO Parks	-\$1,800,000
23-01705	Southside Lions Park	\$600,000	0	0	\$600,000	\$90,000	\$14,940	\$85,000	\$0	\$2,000	\$39,600	\$355,700	\$7,300	\$6,000	\$600,000	2017 GO Parks	-\$600,000
23-01706	Spicewood Park	\$300,000	0	0	\$300,000	\$45,000	\$10,200	\$27,500	\$0	\$2,000	\$34,800	\$174,400	\$3,600	\$2,500	\$300,000	2017 GO Parks	-\$300,000
23-01707	Sports Education Facility	\$3,550,000	0	0	\$3,550,000	\$994,175	\$63,333	\$10,000	\$0	\$2,000	\$185,167	\$2,154,000	\$44,000	\$97,325	\$3,550,000	2017 GO Parks	-\$3,550,000
23-01708	Sports Facilities near Potranco Branch Library	\$2,000,000	0	0	\$2,000,000	\$300,000	\$31,635	\$81,500	\$0	\$2,000	\$148,365	\$1,370,000	\$28,000	\$38,500	\$2,000,000	2017 GO Parks	-\$2,000,000
23-01709	Stablewood Farms Park	\$400,000	0	0	\$400,000	\$60,000	\$12,450	\$29,000	\$0	\$2,000	\$47,550	\$238,100	\$4,900	\$6,000	\$400,000	2017 GO Parks	-\$400,000
23-01710	Stinson Park	\$400,000	0	0	\$400,000	\$60,000	\$16,950	\$59,000	\$0	\$2,000	\$43,050	\$208,700	\$4,300	\$6,000	\$400,000	2017 GO Parks	-\$400,000
23-01711	The Alamo Area Plaza	\$7,300,000	0	0	\$7,300,000	\$730,000	\$61,320	\$219,000	\$0	\$2,000	\$449,680	\$5,661,750	\$86,250	\$90,000	\$7,300,000	2017 GO Parks	-\$7,300,000
23-01712	Tom Slick Creek Park	\$368,000	0	0	\$368,000	\$55,200	\$17,952	\$70,000	\$0	\$2,000	\$37,248	\$174,400	\$3,600	\$7,600	\$368,000	2017 GO Parks	-\$368,000
23-01713	UTSA Athletics Complex	\$10,000,000	0	0	\$10,000,000	\$2,525,000	\$68,175	\$0	\$0	\$0	\$231,825	\$7,175,000	\$0	\$0	\$10,000,000	2017 GO Parks	-\$10,000,000
23-01714	Villa Coronado Park	\$300,000	0	0	\$300,000	\$45,000	\$7,950	\$12,500	\$0	\$2,000	\$37,050	\$189,100	\$3,900	\$2,500	\$300,000	2017 GO Parks	-\$300,000
23-01715	Wheatley Heights Sports Complex	\$3,000,000	0	0	\$3,000,000	\$925,000	\$79,425	\$50,000	\$0	\$2,000	\$190,575	\$1,664,000	\$34,000	\$55,000	\$3,000,000	2017 GO Parks	-\$3,000,000
23-01716	Woodlawn Lake Park Multi-Generational Center	\$5,000,000	0	0	\$5,000,000	\$525,220	\$116,316	\$86,000	\$0	\$2,000	\$233,684	\$3,375,500	\$122,500	\$538,780	\$5,000,000	2017 GO Parks	-\$5,000,000
23-01717	World Heritage Park & Land Acquisition	\$2,250,000	0	0	\$2,250,000	\$337,500	\$37,823	\$116,500	\$0	\$2,000	\$164,677	\$1,431,250	\$29,250	\$131,000	\$2,250,000	2017 GO Parks	-\$2,250,000
23-01718	Zoo Parking Garage	\$11,750,000	0	0	\$11,750,000	\$3,600,000	\$164,500	\$50,000	\$0	\$2,000	\$423,000	\$7,262,375	\$110,625	\$137,500	\$11,750,000	2017 GO Parks	-\$11,750,000
23-01719	Public Art (Parks, Recreation & Open Space)	\$1,872,000	0	0	\$1,872,000	\$0	\$0	\$0	\$0	\$2,000	\$168,480	\$0	\$0	\$1,701,520	\$1,872,000	2017 GO Parks	-\$1,872,000
23-01720	Central Library	\$3,000,000	0	0	\$3,000,000	\$955,500	\$80,096	\$30,000	\$0	\$2,000	\$189,904	\$1,664,000	\$34,000	\$44,500	\$3,000,000	2017 GO Library	-\$3,000,000
23-01721	Forest Hills Branch Library	\$900,000	0	0	\$900,000	\$270,000	\$26,370	\$50,000	\$0	\$2,000	\$54,630	\$439,000	\$9,000	\$49,000	\$900,000	2017 GO Library	-\$900,000
23-01722	Greater Love Multi-Generational Cultural/Community Center	\$2,000,000	0	0	\$2,000,000	\$600,000	\$16,200	\$0	\$0	\$0	\$43,800	\$1,340,000	\$0	\$0	\$2,000,000	2017 GO Library	-\$2,000,000
23-01723	Guadalupe Cultural Arts Center	\$450,000	0	0	\$450,000	\$0	\$0	\$0	\$0	\$0	\$13,500	\$436,500	\$0	\$0	\$450,000	2017 GO Library	-\$450,000
23-01724	Las Palmas Branch Library	\$1,700,000	0	0	\$1,700,000	\$520,000	\$46,620	\$50,000	\$0	\$2,000	\$106,380	\$909,400	\$18,600	\$47,000	\$1,700,000	2017 GO Library	-\$1,700,000
23-01725	Market Square	\$735,000	0	0	\$735,000	\$110,250	\$12,238	\$36,750	\$0	\$2,000	\$53,912	\$466,195	\$9,555	\$44,100	\$735,000	2017 GO Library	-\$735,000
23-01726	McCreless Branch Library	\$2,500,000	0	0	\$2,500,000	\$790,000	\$67,847	\$42,858	\$0	\$2,000	\$157,153	\$1,370,000	\$28,000	\$42,142	\$2,500,000	2017 GO Library	-\$2,500,000
23-01727	Memorial Branch Library	\$3,300,000	0	0	\$3,300,000	\$1,000,000	\$76,000	\$50,000	\$0	\$2,000	\$188,000	\$1,866,370	\$38,130	\$79,500	\$3,300,000	2017 GO Library	-\$3,300,000
23-01728	Texana Resource Center	\$700,000	0	0	\$700,000	\$200,000	\$18,450	\$25,000	\$0	\$2,000	\$44,550	\$390,000	\$8,000	\$12,000	\$700,000	2017 GO Library	-\$700,000
23-01729	The Neighborhood Place Cultural/Community Center	\$1,500,000	0	0	\$1,500,000	\$0	\$0	\$0	\$0	\$0	\$45,000	\$1,455,000	\$0	\$0	\$1,500,000	2017 GO Library	-\$1,500,000
23-01730	World Heritage	\$5,000,000	0	0	\$5,000,000	\$1,590,000	\$120,480	\$75,000	\$0	\$2,000	\$279,520	\$2,825,300	\$57,700	\$50,000	\$5,000,000	2017 GO Library	-\$5,000,000
23-01731	ZerNona Black Multi-Generational Cultural/Community Center	\$2,000,000	0	0	\$2,000,000	\$600,000	\$16,200	\$0	\$0	\$0	\$43,800	\$1,340,000	\$0	\$0	\$2,000,000	2017 GO Library	-\$2,000,000
23-01732	Public Art (Library & Cultural Facilities)	\$240,000	0	0	\$240,000	\$0	\$0	\$0	\$0	\$2,000	\$24,000	\$0	\$0	\$214,000	\$240,000	2017 GO Library	-\$240,000
23-01733	Battered Women & Children's Shelter	\$1,000,000	0	0	\$1,000,000	\$150,000	\$4,050	\$0	\$0	\$0	\$25,950	\$820,000	\$0	\$0	\$1,000,000	2017 GO Public Safety	-\$1,000,000
23-01734	Fire Station #24 Replacement	\$10,000,000	0	0	\$10,000,000	\$3,000,000	\$264,000	\$100,000	\$500,000	\$2,000	\$536,000	\$5,504,150	\$83,850	\$10,000	\$10,000,000	2017 GO Public Safety	-\$10,000,000
23-01735	San Antonio Police Department Substation and Park Police	\$20,567,000	0	0	\$20,567,000	\$1,439,690	\$126,693	\$514,175	\$0	\$2,000	\$1,312,997	\$13,166,022	\$200,528	\$3,804,895	\$20,567,000	2017 GO Public Safety	-\$20,567,000
23-01736	Tezel Road City Facility	\$2,500,000	0	0	\$2,500,000	\$780,000	\$69,930	\$75,000	\$0	\$2,000	\$155,070	\$1,370,000	\$28,000	\$20,000	\$2,500,000	2017 GO Public Safety	-\$2,500,000
23-01737	Public Art (Public Safety Facilities Improvements)	\$344,000	0	0	\$344,000	\$0	\$0	\$0	\$0	\$2,000	\$34,400	\$0	\$0	\$307,600	\$344,000	2017 GO Public Safety	-\$344,000
23-01738	Neighborhood Improvements	\$20,000,000	0	0	\$20,000,000	\$0	\$0	\$0	\$0	\$2,000	\$2,000,000	\$0	\$0	\$17,998,000	\$20,000,000	2017 GO Neighborhood	-\$20,000,000
		\$850,000,000			\$850,000,000										\$850,000,000		-\$850,000,000

A T T A C H M E N T I I

2017 - 2022 BOND PROGRAM
APPROVED PROJECTS

Streets, Bridges & Sidewalks Improvements	
PROJECT NAME	AMOUNT
1604/Bulverde Road Turanarounds	\$ 500,000
Applewhite Road Intersection (South of Watson Road)	\$ 1,000,000
Bitters Road Intersection & Sidewalks (Savannah Pass to Blanco Road)	\$ 5,080,000
Broadway Street Corridor (East Houston Street to East Hildebrand Avenue)	\$ 42,000,000
Brooks City Base Inner Circle Road (Louis Bauer Drive to Research Plaza)	\$ 3,000,000
Brooks City Base South New Braunfels Avenue (Lyster Road to Aviation Landing)	\$ 10,400,000
Brooks City Base Stinson Corridor (Research Plaza to South Presa Street)	\$ 10,000,000
Bulverde Road Phase 1 (Butterleigh Drive to North of Quiet Meadow Street)	\$ 17,000,000
Bynum Avenue (West Gerald Avenue to Southwest Military Drive)	\$ 7,730,000
Camaron Street (West Houston Street to Fox Tech High School)	\$ 4,500,000
Commerce Street (St. Mary's Street to Santa Rosa Street)	\$ 6,000,000
Commerce Street (Frio Street to Santa Rosa Street)	\$ 14,000,000
DeZavala Road (I-10 Frontage Road to Lockhill Selma Road)	\$ 15,500,000
District 1 Pedestrian Mobility & Streets	\$ 9,000,000
District 2 Pedestrian Mobility & Streets	\$ 4,800,000
District 3 Pedestrian Mobility & Streets	\$ 9,000,000
District 4 Pedestrian Mobility & Streets	\$ 7,000,000
District 5 Pedestrian Mobility & Streets	\$ 6,500,000
District 6 Pedestrian Mobility & Streets	\$ 5,000,000
District 7 Sidewalks	\$ 2,800,000
District 9 Pedestrian Mobility & Streets	\$ 4,000,000
Enrique M. Barrera Parkway Phase 1 (Old Highway 90 Area)	\$ 9,000,000
Evans Road (Highway 281 to Caliza Drive)	\$ 2,700,000
Fort Sam ISD New Roadway (Winans Road to Rittiman Road)	\$ 1,725,000
Fredericksburg Road (North Flores Street to West Woodlawn Avenue)	\$ 8,000,000
Goliad Road (Fair Avenue to East Southcross Boulevard)	\$ 12,937,000
Hardberger Park	\$ 7,500,000
Hardy Oak Boulevard and Huebner Road Extensions	\$ 6,300,000
Harry Wurzbach Road/Austin Highway Connectors	\$ 3,000,000
Heath Road/Grissom Road Intersection	\$ 1,100,000
Hemisfair Park Streets Phase 2	\$ 5,000,000
Ingram Road (Potranco Road to Dead End)	\$ 1,000,000
Jones Maltsberger Road/Burning Trail Intersection	\$ 1,600,000
Lamar Street (Austin Street to North New Braunfels Avenue)	\$ 2,500,000
Lone Star Boulevard (Area Streets)	\$ 5,000,000

2017 - 2022 BOND PROGRAM
APPROVED PROJECTS

Streets, Bridges & Sidewalks Improvements	
PROJECT NAME	AMOUNT
Medical Center (Louis Pasteur Drive at Babcock Road Intersection)	\$ 1,600,000
Medical Center Phase 10 (Ewing Halsell Drive/Louis Pasteur Drive Intersection)	\$ 7,170,000
Mission Road (San Antonio River to Southeast Military Drive)	\$ 2,000,000
Monticello Park (Area Streets)	\$ 3,936,000
North Flores Street/Fredericksburg Road (Five Points)	\$ 3,000,000
North Main Avenue & Soledad Street (Pecan Street to Navarro Street)	\$ 9,000,000
North New Braunfels Avenue Phase 1 (East Houston Street to Burleson Street)	\$ 9,000,000
North St. Mary's Street (East Mistletoe Avenue to West Josephine Street)	\$ 7,000,000
O.P. Schnabel Park Entrance & Bridge	\$ 1,100,000
Probandt Street (South Alamo Street to US Highway 90)	\$ 5,000,000
Prue Road (Babcock Road to Laureate Drive)	\$ 27,600,000
Public Art (Streets)	\$ 4,449,000
Rittiman Road (I-35 to Castle Cross Drive)	\$ 4,000,000
Roosevelt Avenue (I-10 to South St. Mary's Street)	\$ 5,000,000
Roosevelt Avenue (US Highway 90 to Southeast Loop 410)	\$ 8,000,000
San Saba Street (Nueva Street to Martin Street)	\$ 6,000,000
Santa Rosa Street (César E. Chávez Boulevard to Martin Street)	\$ 12,000,000
South Alamo Street Improvements (Market Street to East César E. Chávez Boulevard)	\$ 9,000,000
South Presa Street (Southeast Military Drive to Southcross Boulevard)	\$ 5,000,000
South Zarzamora Street/Applewhite Road Intersection	\$ 900,000
South Zarzamora Street Overpass at Union Pacific Railroad/Frio City Road	\$ 10,000,000
Southcross Boulevard (I-37 to I-35)	\$ 5,000,000
The Alamo (Area Streets)	\$ 13,736,000
Thomas Jefferson High School (Area Street)	\$ 3,600,000
Thousand Oaks Drive (Wetmore Road to Perrin Beitel Road)	\$ 3,000,000
West Commerce Street (Frio Street to Colorado Street)	\$ 10,000,000
West Military Drive & Ingram Road Connectors	\$ 10,000,000
World Heritage Trail Signage & Wayfinding	\$ 5,000,000
Wurzbach Road (Northwest Military Highway to Fredericksburg Road)	\$ 2,000,000

2017 - 2022 BOND PROGRAM
APPROVED PROJECTS

Drainage & Flood Control Improvements	
PROJECT NAME	AMOUNT
Auldine Drive & Burr Oak Drive (Alley to Outfall)	\$ 2,800,000
Barbara Drive Drainage Phase 2	\$ 8,700,000
Beitel Creekway	\$ 2,000,000
Belfast Drive & Janda Susan Road Area Phase 2	\$ 2,618,000
Blossom Park (Lotus Blossom Street)	\$ 1,400,000
Cedarhurst Drive Area (Dumont Drive to Eaglerock Drive)	\$ 9,170,000
Eisenhower Road/Northwood-Devonshire Drive Area Phase 1	\$ 8,000,000
Esma Street Area	\$ 9,166,000
North New Braunfels Avenue (Comprehensive Drainage Study)	\$ 300,000
Panther Springs Creek Restoration	\$ 1,100,000
Paso Del Norte Street (Shady Oaks)	\$ 4,318,000
Port San Antonio	\$ 24,000,000
Public Art (Drainage)	\$ 1,389,000
San Pedro Creek	\$ 14,600,000
Seeling Channel Phase 3	\$ 18,000,000
South Pine Street/Greer Street Phase 1	\$ 8,000,000
Upland Road	\$ 6,910,000
Vance Jackson Road Low-Water Crossings	\$ 6,357,000
West Military Drive & Westmar Drive Area	\$ 10,160,000

2017 - 2022 BOND PROGRAM
APPROVED PROJECTS

Parks, Recreation & Open Space Improvements	
PROJECT NAME	AMOUNT
Aquatic Center at Palo Alto College	\$ 5,300,000
Beacon Hill Linear Park	\$ 300,000
Beitel Creek Linear Trail Park	\$ 500,000
Brackenridge Park	\$ 7,750,000
Brackenridge Park/Witte Museum Parking Garage Expansion	\$ 2,000,000
Capitol Little League Baseball Fields	\$ 2,000,000
Caracol Creek Park	\$ 400,000
Classen-Steubing Ranch Park Property Acquisition & Development	\$ 9,150,000
Comanche Lookout Park	\$ 400,000
Copernicus Park	\$ 475,000
Crystal Hills Park	\$ 250,000
Cuellar Park	\$ 368,000
Culebra Creek Park	\$ 368,000
Dawson Park	\$ 750,000
District 4 Heritage Community Center	\$ 8,500,000
District 5 Parks	\$ 1,000,000
District 6 Parks	\$ 828,000
District 8 Park Land Acquisition & Development	\$ 500,000
District 9 Senior Center	\$ 13,212,000
Downtown Parks	\$ 1,250,000
Elmendorf Lake Park	\$ 2,000,000
Fox Park	\$ 400,000
Friesenhahn Park	\$ 400,000
Gilbert Garza Park	\$ 500,000
Gilbert Morgan Denman, Jr. Park	\$ 400,000
Hardberger Park	\$ 5,500,000
Harlandale Park	\$ 350,000
Harvey E. Najim YMCA Phase 2	\$ 2,000,000
Haskin Park	\$ 300,000
Hemisfair Civic Park	\$ 21,000,000
Jane Dubel Park	\$ 300,000
Jupe Manor Neighborhood Park	\$ 750,000
Kingsborough Park	\$ 400,000
Lackland Terrace Park	\$ 300,000
Lincoln Park	\$ 1,000,000
Lockwood & Dignowity Parks	\$ 3,100,000

2017 - 2022 BOND PROGRAM
APPROVED PROJECTS

Parks, Recreation & Open Space Improvements	
PROJECT NAME	AMOUNT
Martin Luther King Park	\$ 3,100,000
Martin Luther King Plaza	\$ 650,000
McAllister Park	\$ 2,000,000
Miller's Pond Park	\$ 370,000
Mission Drive-In Marquee	\$ 600,000
Monterrey Park	\$ 475,000
Monticello Park	\$ 300,000
Mud Creek Park	\$ 400,000
Nani Falcone Park	\$ 250,000
Natatorium at Southwest ISD	\$ 4,000,000
New Territories Park	\$ 368,000
Normoyle Park	\$ 1,150,000
North San Antonio Hills Park	\$ 532,000
O.P. Schnabel Park & Land Acquisition	\$ 7,364,000
O.P. Schnabel Park Multi-Generational Center	\$ 500,000
Old Spanish Trails Park	\$ 3,075,000
Oscar Perez Park	\$ 368,000
Palo Alto Park	\$ 400,000
Pearsall Park	\$ 3,000,000
Perrin Homestead Historic Center	\$ 1,000,000
Piper's Meadow Park	\$ 520,000
Pittman-Sullivan Park	\$ 550,000
Public Art (Parks, Recreation & Open Space)	\$ 1,872,000
Rainbow Hills Park	\$ 600,000
Raintree Park	\$ 400,000
Rosedale Park	\$ 500,000
San Antonio Botanical Center	\$ 5,050,000
San Pedro Creek (Linear Park)	\$ 4,900,000
San Pedro Springs Park	\$ 1,800,000
Southside Lions Park	\$ 600,000
Spicewood Park	\$ 300,000
Sports Education Facility	\$ 3,550,000
Sports Facilities near Potranco Branch Library	\$ 2,000,000
Stablewood Farms Park	\$ 400,000
Stinson Park	\$ 400,000
The Alamo Area Plaza	\$ 7,300,000

2017 - 2022 BOND PROGRAM
APPROVED PROJECTS

Parks, Recreation & Open Space Improvements

PROJECT NAME	AMOUNT
Tom Slick Creek Park	\$ 368,000
UTSA Athletics Complex	\$ 10,000,000
Villa Coronado Park	\$ 300,000
Wheatley Heights Sports Complex	\$ 3,000,000
Woodlawn Lake Park Multi-Generational Center	\$ 5,000,000
World Heritage Park & Land Acquisition	\$ 2,250,000
Zoo Parking Garage	\$ 11,750,000

Library & Cultural Facilities Improvements

PROJECT NAME	AMOUNT
Central Library	\$ 3,000,000
Forest Hills Branch Library	\$ 900,000
Greater Love Multi-Generational Cultural/Community Center	\$ 2,000,000
Guadalupe Cultural Arts Center	\$ 450,000
Las Palmas Branch Library	\$ 1,700,000
Market Square	\$ 735,000
McCreless Branch Library	\$ 2,500,000
Memorial Branch Library	\$ 3,300,000
Public Art (Library & Cultural Facilities)	\$ 240,000
Texana Resource Center	\$ 700,000
The Neighborhood Place Cultural/Community Center	\$ 1,500,000
World Heritage	\$ 5,000,000
ZerNona Black Multi-Generational Cultural/Community Center	\$ 2,000,000

Public Safety Facilities Improvements

PROJECT NAME	AMOUNT
Battered Women & Children's Shelter	\$ 1,000,000
Fire Station #24 Replacement	\$ 10,000,000
Public Art (Public Safety Facilities Improvements)	\$ 344,000
San Antonio Police Department Substation and Park Police Headquarters	\$ 20,567,000
Tezel Road City Facility	\$ 2,500,000

Neighborhood Improvements

PROJECT NAME	AMOUNT
Neighborhood Improvements	\$ 20,000,000