

AN ORDINANCE 2017-06-15-0459

AUTHORIZING THE REPROGRAMMING OF UP TO \$7,460,326.55 IN COMMUNITY DEVELOPMENT BLOCK GRANT FUNDS AND UP TO \$1,918,490.28 IN HOME INVESTMENT PARTNERSHIPS PROGRAM FUNDS; A SECOND SUBSTANTIAL AMENDMENT TO THE FY 2017 ANNUAL ACTION PLAN AND BUDGET; THE CLOSE-OUT AND CANCELLATION OF THE AFFECTED PROJECTS AND THE CREATION OF NEW PROJECTS AND PROJECT BUDGETS; AND THE EXECUTION AND SUBMISSION OF CONTRACTS AND OTHER DOCUMENTS AS NECESSARY.

* * * * *

WHEREAS, Community Development Block Grant (“CDBG”) funds and HOME Investment Partnerships Program (“HOME”) funds available in previously-appropriated projects may, pursuant to regulations of the U.S. Department of Housing and Urban Development (“HUD”), be retained by grantees for reprogramming to supplement existing projects and/or fund the support of new programs; and

WHEREAS, the City of San Antonio (the “City”) is a CDBG and HOME fund grantee; and

WHEREAS, \$7,460,326.55 of CDBG funds is available as a result of program income, program savings, and cancelled projects; and

WHEREAS, it is the desire of the City to substitute up to \$646,447.63 of available CDBG funds for general funds from the City’s Street Maintenance Program in order to use such general funds to cover deficits for disallowed costs in the City’s CDBG, HOME, HUD 108, and Neighborhood Stabilization Program accounts and reprogram and allocate the swapped CDBG funds to the following CDBG-eligible, public infrastructure improvement projects that otherwise would have been financed by the Street Maintenance Program from general fund dollars: up to \$186,813.23 to the Canadian Street Reclamation (N. New Braunfels to N. Palmetto), up to \$ 146,103.20 to the St. James Reconstruction (Burnet to Hays Street), and up to \$313,531.20 to the St. Charles Reconstruction (Lamar to Burnet) infrastructure improvement projects; and

WHEREAS, it is also the desire of City to reprogram and allocate available CDBG funds as follows: up to \$700,281.13 to the Lamar Street Reconstruction (Austin to N. New Braunfels) project; up to \$233,000.00 to the Shirley Street Reconstruction (E. Carson to Hood Street) project; up to \$20,250.00 to the Mosscircle Drive Sidewalks (Glengarden to Cul-De-Sac) project; up to \$15,500.00 to the Ferncircle Drive Sidewalks (Glengarden to Cul-De-Sac) project; up to \$10,000.00 to the Zarzamora/IH 35 Gateway project; up to \$19,347.79 to the S. Calaveras Pedestrian Safety Improvements (Brady to Mercedes) project; up to \$200,000.00 to the District 5 Additional Streetlight Improvement project; up to \$812,500.00 to the Calcasieu Apartments Rehabilitation project; and up to \$4,803,000.00 to the HUD Section 108 Additional Loan Payment; and

WHEREAS, \$1,918,490.28 of HOME funds is available as a result of program income; and

WHEREAS, it is the desire of the City to reprogram and allocate available HOME funds as follows: up to \$1,200,000.00 to the Easterling Culebra Apartments; up to \$438,490.28 to the Owner-Occupied Rehabilitation/Reconstruction Program; and up to \$280,000.00 to the Homebuyer Incentive Program; and

WHEREAS, in order to reprogram said CDBG and HOME funds, it is necessary to authorize a second substantial amendment to the City's FY 2017 Annual Action Plan and Budget; and

WHEREAS, pursuant to applicable HUD regulations, statutory requirements, and/or City Council policy designed to ensure adequate citizen input, a public hearing is required prior to any reprogramming of or modification to funds or projects; and

WHEREAS, the required notice having been duly published, and said public hearing having been held before City Council on June 15, 2017, it is now the desire of the City to formally allocate the reprogrammable CDBG and HOME funds at issue; **NOW THEREFORE:**

BE IT ORDAINED BY THE CITY COUNCIL OF THE CITY OF SAN ANTONIO:

SECTION 1. In accordance with the budget revision schedule affixed hereto and incorporated by reference herein for all purposes as **Attachment I**, the following revisions to CDBG projects and modifications to the budgets and the reprogramming in support thereof in a total amount not to exceed \$7,460,326.55 are hereby authorized: up to \$186,813.23 to the Canadian Street Reclamation (N. New Braunfels to N. Palmetto) infrastructure improvement project; up to \$146,103.20 to the St. James Reconstruction (Burnet to Hays Street) infrastructure improvement project; up to \$313,531.20 to the St. Charles Reconstruction (Lamar to Burnet) infrastructure improvement project; up to \$700,281.13 to the Lamar Street Reconstruction (Austin to N. New Braunfels) project; up to \$233,000.00 to the Shirley Street Reconstruction (E. Carson to Hood Street) project; up to \$20,250.00 to the Mosscircle Drive Sidewalks (Glengarden to Cul-De-Sac) project; up to \$15,500.00 to the Ferncircle Drive Sidewalks (Glengarden to Cul-De-Sac) project; up to \$10,000.00 to the Zarzamora/IH 35 Gateway project; up to \$19,347.79 to the S. Calaveras Pedestrian Safety Improvements (Brady to Mercedes) project; up to \$200,000.00 to the District 5 Additional Streetlight Improvement project; up to \$812,500.00 to the Calcasieu Apartments Rehabilitation project; and up to \$4,803,000.00 to the HUD Section 108 Additional Loan Payment. Substitution of up to \$646,447.63 of the reprogrammed CDBG funds for general funds from the City's Street Maintenance Program is hereby authorized and approved. The allocation and appropriation of CDBG funds consistent with **Attachment I** are hereby authorized.

SECTION 2. In accordance with the budget revision schedule affixed hereto and incorporated by reference herein for all purposes as **Attachment I**, the revisions to HOME projects and modifications to the budgets and the reprogramming in support thereof in a total amount not to exceed \$1,918,490.28 are hereby authorized and approved: up to \$1,200,000.00 to the Easterling Culebra Apartments; up to \$438,490.28 to the Owner-Occupied Rehabilitation/Reconstruction Program; and up to \$280,000.00 to the Homebuyer Incentive Program. The allocation and appropriation of HOME funds consistent with **Attachment I** are hereby authorized.

SECTION 3. The appropriations, reallocations, expenditures, encumbrances, and budget revisions necessitated and scheduled pursuant to **Attachment I** are hereby authorized for entry into the City's accounting system.

SECTION 4. A second substantial amendment to the City's FY 2017 Annual Action Plan and Budget to reprogram said funds in the CDBG and HOME budgets is hereby authorized. The Grants Administrator of the Division of Grants Monitoring and Administration is hereby authorized to execute any and all documents in connection with said amendment.

SECTION 5. The Director of the City's Finance Department is hereby authorized to effect on the books of the City the cancellations, revisions, and reprogramming in support thereof set forth in **Attachment I**. The City Manager or her designee, the Director of the Department of Planning and Community Development or her designee, or the Grants Administrator of the Division of Grants Monitoring and Administration is hereby authorized to (a) implement the reductions, revisions, and reprogramming set forth in **Attachment I**; (b) comply with HUD rules, regulations, and procedures, and submit all certifications and such other information to and as required by HUD; (c) approve budget adjustments within project allocations to conform with actual expenditures if line item cost overruns occur or are anticipated; (d) close-out and cancel affected projects and create new projects and project budgets; (e) execute any and all necessary documents in connection with the projects set forth above; and (f) provide for payment.

SECTION 6. The budget in SAP Fund 40099000, Other Capital Projects, SAP Project Definition 23-01535, FY 2017 Street Maintenance Program (SMP), shall be revised by **decreasing** SAP WBS element 23-01535-90-14-01 entitled Transfer from IO# 390000002095, SAP GL account 6101100, by the amount of \$646,447.63.

SECTION 7. The amount of \$646,447.63 is **reverted** in SAP Fund 11001000, General Fund, SAP Internal Order # 390000002095, SAP GL account 6102100 - Interfund Transfer out entitled Transfer to 23-01535-90-14-01. The amount of \$646,447.63 is authorized to be transferred from SAP Fund 40099000.

SECTION 8. The amount of \$646,447.63 is appropriated in SAP Fund 11001000, General Fund, SAP Internal Order # 390000002120, SAP GL account 6102100 - Interfund Transfer out entitled Transfer to CDBG-HOME-NSP Deficits (SWAP). The amount of \$646,447.63 is authorized to be transferred from SAP Fund 11001000.

SECTION 9. The amount of \$186,813.23 is appropriated in the SAP Fund 28029000, SAP Internal Order # 150000000307, SAP GL account 6102100 - Interfund Transfer Out entitled Transfer to 23-01535-90-04-04-01. The amount of \$186,813.23 is authorized to be transferred to SAP Fund 40099000.

SECTION 10. The budget in SAP Fund 40099000, Other Capital Projects, SAP Project Definition 23-01535, FY 2017 Street Maintenance Program (SMP), shall be revised by increasing SAP WBS Element 23-01535-90-04-04-01 entitled Transfer from IO# 150000000307, SAP GL account 6101100, by the amount of \$186,813.23.

SECTION 11. The amount of \$146,103.20 is appropriated in the SAP Fund 28029000, SAP Internal Order # 150000000308, SAP GL account 6102100 - Interfund Transfer Out entitled Transfer to 23-01535-90-04-05-01. The amount of \$146,103.20 is authorized to be transferred to SAP Fund 40099000.

SECTION 12. The budget in SAP Fund 40099000, Other Capital Projects, SAP Project Definition 23-01535, FY 2017 Street Maintenance Program (SMP), shall be revised by increasing SAP WBS Element 23-01535-90-04-05-01 entitled Transfer from IO# 150000000308, SAP GL account 6101100, by the amount of \$146,103.20.


SECTION 13. The amount of \$313,531.20 is appropriated in the SAP Fund 28029000, SAP Internal Order # 150000000309, SAP GL account 6102100 - Interfund Transfer Out entitled Transfer to 23-01535-90-04-06-01. The amount of \$313,531.20 is authorized to be transferred to SAP Fund 40099000.

SECTION 14. The budget in SAP Fund 40099000, Other Capital Projects, SAP Project Definition 23-01535, FY 2017 Street Maintenance Program (SMP), shall be revised by increasing SAP WBS Element 23-01535-90-04-06-01 entitled Transfer from IO# 150000000309, SAP GL account 6101100, by the amount of \$313,531.20.


SECTION 15. The financial allocations in this Ordinance are subject to approval by the City's Director of Finance. The Director of Finance may, subject to concurrence by the City Manager or the City Manager's designee, correct allocations to specific SAP Fund Numbers, SAP Project Definitions, SAP WBS Elements, SAP Internal Orders, SAP Fund Centers, SAP Cost Centers, SAP Functional Areas, SAP Funds Reservation Document Numbers, and SAP GL Accounts as necessary to carry out the purpose of this Ordinance.

SECTION 16. This Ordinance is effective immediately upon the receipt of eight affirmative votes; otherwise, it is effective ten days after passage.


PASSED AND APPROVED this 15th day of June, 2017.


M A Y O R
Ivy R. Taylor

ATTEST:


Leticia M. Vacek, City Clerk

APPROVED AS TO FORM:


for Andrew Segovia, City Attorney

Agenda Item:	31 (in consent vote: 4, 5, 6, 7, 9, 10, 11A, 11B, 12, 14, 15, 16, 17, 18, 19, 20, 21, 22, 23, 24, 25, 26, 27, 28, 29, 30, 31, 32, 33, 35A, 35B)						
Date:	06/15/2017						
Time:	09:32:16 AM						
Vote Type:	Motion to Approve						
Description:	A Public Hearing and Consideration of an Ordinance authorizing a Second Substantial Amendment to the FY 2017 Annual Action Plan to reprogram Community Development Block Grant (CDBG) funds in an amount not to exceed \$7,460,326.55 and HOME Investment Partnerships Program funds in an amount not to exceed \$1,918,490.28. [Peter Zaroni, Deputy City Manager; Bridgett White, Director, Planning]						
Result:	Passed						
Voter	Group	Not Present	Yea	Nay	Abstain	Motion	Second
Ivy R. Taylor	Mayor		x				
Roberto C. Treviño	District 1		x			x	
Alan Warrick	District 2		x				
Rebecca Viagran	District 3		x				
Rey Saldaña	District 4		x				
Shirley Gonzales	District 5		x				
Ray Lopez	District 6		x				
Ana E. Sandoval	District 7		x				
Ron Nirenberg	District 8		x				
Joe Krier	District 9		x				
Michael Gallagher	District 10		x				x

ATTACHMENT I
Substantial Amendment #2 to the FY 2017 Action Plan/Budget
Reprogramming Schedule

CDBG Reprogramming Sources							
Fiscal Year	HUD Program	Activity Name	I/O	Fund	Approved Budget	Expenses To Date	Balance
2004	CDBG	DIST 4 PUBLIC WORKS STREETS & DRAINAGE	123000000281	28029000	\$ 545,000.00	\$ 508,128.00	\$ 36,872.00
2004	CDBG	CUPPLES SIDEWALK (WSIDE-SALTILLO-MERIDA)	123000000287	28029000	\$ 36,966.00	\$ 10,040.57	\$ 26,925.43
2004	CDBG	PEDESTRIAN FLASHER@HENRY GUERRA BRANCH L	123000000289	28029000	\$ 14,000.00	\$ -	\$ 14,000.00
2004	CDBG	OPERATION COOL IT 2003-04	126000000047	28029000	\$ 81,148.00	\$ -	\$ 81,148.00
2004	CDBG	REVOLVING LEADER PROGRAM	126000000049	28029000	\$ 224,135.00	\$ 128,570.18	\$ 95,564.82
2004	CDBG	SUMMER OUTDOOR POOL PROGRAM	126000000050	28029000	\$ 91,000.00	\$ -	\$ 91,000.00
2004	CDBG	TEEN CONNECTION	126000000051	28029000	\$ 41,000.00	\$ -	\$ 41,000.00
2004	CDBG	SOUTH SIDE LIONS PARK	126000000128	28029000	\$ 120,000.00	\$ -	\$ 120,000.00
2004	CDBG	AGA FACILITY IMPROVEMENTS PROJ 029004	1310000000867	28029000	\$ 375,000.00	\$ 374,999.90	\$ 0.10
2004	CDBG	ALAMODOME NEIGHBORHOOD PHASE V	1310000000868	28029000	\$ 670,000.00	\$ -	\$ 670,000.00
2004	CDBG	AVANCE EARLY HEAD START	1310000000870	28029000	\$ 37,300.00	\$ 25,000.00	\$ 12,300.00
2004	CDBG	BEAT AIDS 2003-04	1310000000873	28029000	\$ 25,000.00	\$ 24,800.69	\$ 199.31
2004	CDBG	CERA (E. COMMERCE STREET NCR)	1310000000875	28029000	\$ 100,000.00	\$ 97,654.34	\$ 2,345.66
2004	CDBG	DOWNTOWN HOUSING INITIATIVES	1310000000879	28029000	\$ 34,000.00	\$ -	\$ 34,000.00
2004	CDBG	EASTSIDE BOYS & GIRLS CLUB 2003-04	1310000000880	28029000	\$ 200,000.00	\$ 199,899.96	\$ 100.04
2004	CDBG	HOUSING & COMMUNITY DEVL OFF PRJ 0290	1310000000885	28029000	\$ 940,708.27	\$ 554,821.93	\$ 385,886.34
2004	CDBG	HOUSING & COMMUNITY DEVL OP PRJ 0290	1310000000886	28029000	\$ 886,515.51	\$ 643,090.09	\$ 243,425.42
2004	CDBG	LEAD BASED PAINT PROG 2003-04	1310000000888	28029000	\$ 300,000.00	\$ 253,547.57	\$ 46,452.43
2004	CDBG	PROJECT QUEST PROJ 029088	1310000000891	28029000	\$ 194,500.00	\$ 193,744.37	\$ 755.63
2004	CDBG	PATRICIAN MOVEMENT 2003-04	131000001106	28029000	\$ 15,000.00	\$ 14,683.42	\$ 316.58
2004	CDBG	W Craig St Eleanor to Joshep/Tobi	131000001130	28029000	\$ 330,456.00	\$ 319,497.44	\$ 10,958.56
2004	CDBG	San Antonio Children's Shelter	131000001141	28029000	\$ 200,000.00	\$ 148,651.67	\$ 51,348.33
2004	CDBG	HOUSING COUNSELING PROGRAM 2003-04	138000000073	28029000	\$ 207,179.30	\$ 177,131.21	\$ 30,048.09
2004	CDBG	CDBG HNAT SUPPORT 2003-04	1610000000008	28029000	\$ 502,600.00	\$ 420,115.95	\$ 82,484.05
2004	CDBG	CDBG HOUSING RESOURCES 2003-04	1610000000015	28029000	\$ 764,443.00	\$ 714,838.47	\$ 49,604.53
2004	CDBG	ECONOMIC REVITALIZATION-NEIGHBRHD 02907	1610000000027	28029000	\$ 147,294.00	\$ 114,440.61	\$ 32,853.39
2004	CDBG	ECONOMIC REVITALIZATION-NEIGHBRHD 02908	1610000000028	28029000	\$ 375,333.00	\$ 293,047.72	\$ 82,285.28
2004	CDBG	LEAD BASED PAINT PROG 2003-04	1610000000036	28029000	\$ 106,259.00	\$ 80,090.62	\$ 26,168.38
2004	CDBG	OWNER-OCC HOUS REHAB 2003-04	1610000000040	28029000	\$ 710,000.00	\$ 699,406.36	\$ 10,593.64
2004	CDBG	DIST 3 PUBLIC WORKS STREETS & DRAINAGE	1900000000630	28029000	\$ 157,941.82	\$ 56,156.56	\$ 101,785.26
2005	CDBG	ACCD BRACKENRIDGE SCHOOL	131000001010	28030000	\$ 533,335.00	\$ 455,175.64	\$ 78,159.36
2005	CDBG	CDBG NEIGHBORHOOD PLANNING 2004-05	131000001017	28030000	\$ 118,441.00	\$ 79,846.05	\$ 38,594.95
2005	CDBG	CDBG Rezoning Administration	131000001018	28030000	\$ 109,878.00	\$ 78,107.30	\$ 31,770.70
2005	CDBG	Code Compliance Enforcement 2005	131000001021	28030000	\$ 86,200.00	\$ 64,952.94	\$ 21,247.06
2005	CDBG	DISABILITY ACCESS ADMIN	131000001022	28030000	\$ 22,134.00	\$ 604.58	\$ 21,529.42
2005	CDBG	JOVEN 2004-05	131000001025	28030000	\$ 39,799.00	\$ 21,118.19	\$ 18,680.81
2005	CDBG	JOVEN Creando La Vision 2004-05	131000001026	28030000	\$ 90,000.00	\$ 55,553.45	\$ 34,446.55
2005	CDBG	JOVEN Por Los Ninos 2004-05	131000001027	28030000	\$ 189,863.00	\$ 32,773.90	\$ 157,089.10
2005	CDBG	CDBG Legal Administration	131000001028	28030000	\$ 329,527.00	\$ 271,054.47	\$ 58,472.53
2005	CDBG	NAD Housing Operations Admin 2004-05	131000001033	28030000	\$ 444,208.03	\$ 408,207.75	\$ 36,000.28
2005	CDBG	NEIGHBORHOOD COMMERCIAL REVIT 2004-05	131000001038	28030000	\$ 470,200.00	\$ 358,475.13	\$ 111,724.87
2005	CDBG	OPERATION COOL IT 2004-05	131000001040	28030000	\$ 82,627.00	\$ -	\$ 82,627.00
2005	CDBG	Parks and Recreation Roving Leader	131000001041	28030000	\$ 190,852.00	\$ 109,711.37	\$ 81,140.63
2005	CDBG	Parks and Recreation Swimming Pool Prog	131000001042	28030000	\$ 87,389.00	\$ -	\$ 87,389.00
2005	CDBG	Parks and Recreation Teen Connection	131000001043	28030000	\$ 41,148.00	\$ -	\$ 41,148.00
2005	CDBG	SAMMinistries Facility Improvements	131000001108	28030000	\$ 200,000.00	\$ 188,484.20	\$ 11,515.80
2005	CDBG	Prairie Hill St (Fair Meadows/Goose Crk)	131000001152	28030000	\$ 59,000.00	\$ -	\$ 59,000.00
2005	CDBG	Oconee (Vickers - Whitman)	131000001154	28030000	\$ 108,000.00	\$ 15,315.52	\$ 92,684.48
2005	CDBG	CORTEZ LIBRARY (Mtg Room expansion)	131000001158	28030000	\$ 275,000.00	\$ 200,000.00	\$ 75,000.00
2005	CDBG	Cuellar Park Basketball Crt Canopy Cover	131000001159	28030000	\$ 140,000.00	\$ 137,737.82	\$ 2,262.18
2005	CDBG	Frank Garrett Center HVAC & Lighting	131000001161	28030000	\$ 157,000.00	\$ 155,252.85	\$ 1,747.15
2005	CDBG	Ramirez Center (roof replacement)	131000001164	28030000	\$ 100,000.00	\$ 72,471.40	\$ 27,528.60
2005	CDBG	Royal Gate Park (playground Equip.)	131000001165	28030000	\$ 150,000.00	\$ 93,357.21	\$ 56,642.79
2005	CDBG	San Fernando Gym - HVAC System	131000001166	28030000	\$ 487,000.00	\$ 463,303.28	\$ 23,696.72
2006	CDBG	HISTORIC GARDENS PHASE III	131000001184	28031000	\$ 111,585.96	\$ 79,127.54	\$ 32,458.42
2006	CDBG	NAD O/O Rehabilitation/Reconstruction	131000001187	28031000	\$ 376,136.55	\$ 375,686.55	\$ 450.00
2006	CDBG	Roosevelt Corridor Urban Renewal Plan	131000001188	28031000	\$ 50,000.00	\$ -	\$ 50,000.00
2006	CDBG	W. Gerald SideW Summerst/New Larado Hwy	131000001193	28031000	\$ 100,000.00	\$ 79,382.25	\$ 20,617.75
2006	CDBG	After School Kare	131000001215	28031000	\$ 140,362.50	\$ 139,017.75	\$ 1,344.75
2006	CDBG	CODE COMPLIANCE - CDBG AREAS	131000001216	28031000	\$ 182,144.30	\$ 169,902.04	\$ 12,242.26
2006	CDBG	JOVEN 2005-06	131000001219	28031000	\$ 37,809.05	\$ 24,013.13	\$ 13,795.92
2006	CDBG	JOVEN Creando La Vision 2005-06	131000001220	28031000	\$ 85,500.00	\$ 62,928.69	\$ 22,571.31
2006	CDBG	JOVEN Por Los Ninos 2005-06	131000001221	28031000	\$ 37,869.85	\$ 33,191.73	\$ 4,678.12
2006	CDBG	OPERATION COOL IT 2005-06	131000001222	28031000	\$ 78,495.65	\$ 78,489.30	\$ 6.35
2006	CDBG	Roving Leader Program	131000001223	28031000	\$ 181,309.40	\$ 53,414.29	\$ 127,895.11
2006	CDBG	Teen Connection Program	131000001225	28031000	\$ 39,090.60	\$ 30,540.32	\$ 8,550.28
2006	CDBG	Respite Care of San Antonio	131000001227	28031000	\$ 74,100.00	\$ 67,997.35	\$ 6,102.65
2006	CDBG	YMCA Active Older Adults	131000001228	28031000	\$ 185,650.90	\$ 149,105.00	\$ 36,545.90
2006	CDBG	CERA Unfunded Mandate	131000001232	28031000	\$ 21,100.00	\$ 20,255.99	\$ 844.01
2006	CDBG	Code Compliance Enforcement 2006	131000001233	28031000	\$ 82,000.00	\$ 71,344.90	\$ 10,655.10
2006	CDBG	Rezoning Administration	131000001238	28031000	\$ 110,078.00	\$ 109,160.53	\$ 917.47
2006	CDBG	CDBG/HOME Grants Accounting	131000001239	28031000	\$ 69,225.00	\$ 5,498.00	\$ 63,727.00
2006	CDBG	DISABILITY ACCESS ADMIN	131000001240	28031000	\$ 22,134.00	\$ 3,798.57	\$ 18,335.43
2006	CDBG	Empowerment Zone Outreach & TA 2005-06	131000001241	28031000	\$ 68,671.00	\$ 52,702.95	\$ 15,968.05
2006	CDBG	NAD Housing Operations Admin 2005-06	131000001245	28031000	\$ 460,756.60	\$ 455,782.60	\$ 4,974.00
2006	CDBG	E. Houston/New Braunfels	131000001264	28031000	\$ 59,472.76	\$ 19,472.76	\$ 40,000.00
2006	CDBG	DIST 2 MAKEOVER PROGRAM	131000001479	28031000	\$ 168,441.00	\$ -	\$ 168,441.00
2006	CDBG	VILLA CORONADA/ALAMEDA NEIGHB IMPR	131000001487	28031000	\$ 256,325.47	\$ 256,000.00	\$ 325.47
2007	CDBG	DISABILITY ACCESS ADMINISTRATION	131000001397	28032000	\$ 11,099.18	\$ 10,924.75	\$ 174.43
2007	CDBG	SA URBAN MINISTRIES - AFTER SCHOOL	131000001417	28032000	\$ 126,621.00	\$ 113,531.28	\$ 13,089.72
2007	CDBG	WALKING/JOGGING TRAIL ENHANCEMENT	131000001856	28032000	\$ 80,000.00	\$ 61,657.00	\$ 18,343.00
2008	CDBG	AFTER SCHOOL KARE 2007-08	131000001523	28033000	\$ 131,362.00	\$ 127,704.80	\$ 3,657.20
2008	CDBG	RESPIRE CARE - DAYCARE 2007-08	131000001532	28033000	\$ 115,309.00	\$ 106,165.05	\$ 9,143.95
2008	CDBG	NEIGH_COMM_REVIT. PROGRAM 2007-08	131000001540	28033000	\$ 199,114.00	\$ 196,070.42	\$ 3,043.58
2008	CDBG	CDBG Monitoring and Oversight 2008	131000001546	28033000	\$ 629,142.02	\$ 558,577.16	\$ 70,564.86
2008	CDBG	GMA FISCAL OPERATIONS 2007-08	131000001547	28033000	\$ 343,805.34	\$ 222,679.50	\$ 121,125.84
2008	CDBG	CONTRACT COMPLIANCE 2007-08	131000001548	28033000	\$ 404,887.20	\$ 273,243.39	\$ 131,643.81
2008	CDBG	GMA CDBG DIVISION 2007-08	131000001549	28033000	\$ 519,277.44	\$ 268,561.60	\$ 250,715.84
2008	CDBG	HNSD Housing Operations Admin 2007-08	131000001550	28033000	\$ 511,135.00	\$ 449,546.76	\$ 61,588.24
2008	CDBG	HOUSING OPERATION ADMIN 2007-08	131000001551	28033000	\$ 1,220,827.00	\$ 1,167,550.21	\$ 53,276.79
2008	CDBG	AGA PARK DEVELOPMENT FY 2008 REPROGRAM	131000001575	28033000	\$ 150,000.00	\$ 149,036.86	\$ 963.14

ATTACHMENT I

**Substantial Amendment #2 to the FY 2017 Action Plan/Budget
Reprogramming Schedule**

CDBG Reprogramming Sources								
Fiscal Year	HUD Program	Activity Name	I/O	Fund	Approved Budget	Expenses To Date	Balance	
2008	CDBG	DIST 6 SECTION 108 A&M FY 08 REPROGRAM	131000001579	28033000	\$ 380,000.00	\$ -	\$ 380,000.00	
2010	CDBG	CATHOLIC CHARITIES SR VOLUNTEER 2008-09	131000001600	28034000	\$ 72,184.00	\$ -	\$ 72,184.00	
2010	CDBG	CORAZON MINISTRIES BASIC SERV 2008-09	131000001603	28034000	\$ 39,454.31	\$ 39,454.04	\$ 0.27	
2010	CDBG	DCI FAIR HOUSING PROGRAM 2008-09	131000001604	28034000	\$ 211,733.00	\$ 195,946.77	\$ 15,786.23	
2010	CDBG	ECONOMIC DEV. EMPOWEREMENT ZONE 2008-09	131000001606	28034000	\$ 75,233.00	\$ 7,280.00	\$ 67,953.00	
2010	CDBG	FAMILY SVCS. SR. ENRICHMENT 2008-09	131000001608	28034000	\$ 73,853.00	\$ -	\$ 73,853.00	
2010	CDBG	CDBG Monitoring and Oversight 2009	131000001610	28034000	\$ 686,588.41	\$ 603,219.85	\$ 83,368.56	
2010	CDBG	HNSD CODE COMPLIANCE 2008-09	131000001612	28034000	\$ 157,861.00	\$ 155,915.12	\$ 1,945.88	
2010	CDBG	Code Compliance Enforcement 2009	131000001613	28034000	\$ 13,148.23	\$ (963.96)	\$ 14,112.19	
2010	CDBG	HNSD HOUSING PROGRAMS ADMIN 2008-09	131000001614	28034000	\$ 803,506.41	\$ 758,050.37	\$ 45,456.04	
2010	CDBG	HNSD RENTAL REHAB PROGRAM 2008-09	131000001624	28034000	\$ 400,000.00	\$ -	\$ 400,000.00	
2010	CDBG	HNSD MERCED REHAB PROGRAM 2008-09	131000001625	28034000	\$ 612,950.85	\$ 612,850.85	\$ 100.00	
2010	CDBG	COMMUNITY CENTERS 2008-09	131000001627	28034000	\$ 72,640.00	\$ 69,925.08	\$ 2,714.92	
2010	CDBG	PUBLIC WORKS DISABILITY ACCESS 2008-09	131000001633	28034000	\$ 19,750.00	\$ 9,749.39	\$ 10,000.61	
2010	CDBG	SAILS GATEWAY TO ABILITIES 2008-09	131000001634	28034000	\$ 99,044.00	\$ 99,043.94	\$ 0.06	
2010	CDBG	SAN ANTONIO OASIS 2008-09	131000001638	28034000	\$ 35,000.00	\$ -	\$ 35,000.00	
2010	CDBG	PROJECT AYUDA 2008-09	131000001640	28034000	\$ 67,900.00	\$ 66,786.12	\$ 1,113.88	
2010	CDBG	AFFORDABLE SHOWCASE OF HOMES - Staff	131000001683	28034000	\$ 60,345.59	\$ 59,207.56	\$ 1,138.03	
2010	CDBG	LEAD BASED PAINT PROGRAM ADMIN	131000001684	28034000	\$ 54,017.68	\$ 51,413.59	\$ 2,604.09	
2010	CDBG	OWNER-OCCUPIED REHAB/RECON ADMIN	131000001685	28034000	\$ 486,899.27	\$ 407,737.42	\$ 79,161.85	
2010	CDBG	CALDERON BOYS & GIRLS CLUB FY 08-09	131000001696	28034000	\$ 65,000.00	\$ 64,495.83	\$ 504.17	
2010	CDBG	CARVER COMM. CENTER FY 08-09	131000001697	28034000	\$ 127,000.00	\$ 115,447.09	\$ 11,552.91	
2010	CDBG	DOWNTOWN OPERATIONS FY 08-09	131000001699	28034000	\$ 30,000.00	\$ 27,531.59	\$ 2,468.41	
2010	CDBG	Ailing St - Public Infrastructure	131000002287	28034000	\$ 78,572.24	\$ -	\$ 78,572.24	
2010	CDBG	W. Myrtle St - Public Infrastructure	131000002293	28034000	\$ 151,913.41	\$ 105,839.06	\$ 46,074.35	
2010	CDBG	J St - Public Infrastructure	131000002294	28034000	\$ 20,612.15	\$ 19,685.90	\$ 926.25	
2011	CDBG	HUD SECTION 108 LOAN PAYMENT FY09-10	131000001753	28035000	\$ 4,715,327.30	\$ 4,712,134.00	\$ 3,193.30	
2011	CDBG	ANTIOCH TRANS. NETWORK FY09-10	131000001766	28035000	\$ 36,816.00	\$ 28,600.19	\$ 8,215.81	
2011	CDBG	ANY BABY CAN CASE MGT FY09-10	131000001767	28035000	\$ 73,428.00	\$ 73,051.28	\$ 376.72	
2011	CDBG	ANY BABY CAN PRESCRIPTION FY09-10	131000001768	28035000	\$ 60,582.00	\$ 60,581.97	\$ 0.03	
2011	CDBG	CATHOLIC CHARITIES GRANDPARENT 2009-10	131000001769	28035000	\$ 36,749.00	\$ 33,725.89	\$ 3,023.11	
2011	CDBG	CORAZON MINISTRIES FOOD SEC. FY09-10	131000001771	28035000	\$ 39,473.00	\$ 33,428.88	\$ 6,044.12	
2011	CDBG	EMERG ASST DISABLE WOMEN CNCR FY09-10	131000001773	28035000	\$ 100,000.00	\$ 99,993.21	\$ 6.79	
2011	CDBG	HNSD CODE COMPLIANCE ENFORCEFY09-10	131000001775	28035000	\$ 157,861.00	\$ 157,840.13	\$ 20.87	
2011	CDBG	SAILS GATEWAY ABILITIES PGR FY09-10	131000001780	28035000	\$ 100,000.00	\$ 99,999.94	\$ 0.06	
2011	CDBG	YWCA SELF EMPLOY ECO DEV FY09-10	131000001786	28035000	\$ 30,000.00	\$ 29,945.51	\$ 54.49	
2011	CDBG	COMMUNITY CENTER SUMMER EXTENDED HOURS	131000001799	28035000	\$ 72,640.00	\$ 64,085.68	\$ 8,554.32	
2011	CDBG	35TH YR RENTAL REHAB - PRIN	131000001821	28035000	\$ 135,929.35	\$ 128,243.32	\$ 7,686.03	
2011	CDBG	DIST 6 CAP IMPRVMT FUND-RODRRIQUEZ PARK	131000001872	28035000	\$ 70,280.00	\$ -	\$ 70,280.00	
2011	CDBG	DIST 9 CAP IMPRVMT-LARKSPUR STRT LIGHTS	131000001873	28035000	\$ 20,000.00	\$ -	\$ 20,000.00	
2011	CDBG	Burnet St Sidewalks	131000001881	28035000	\$ 160,000.00	\$ 104,404.86	\$ 55,595.14	
2011	CDBG	Catalytic - (Artistic Bus Shelters)	131000002224	28035000	\$ 15,000.00	\$ 13,999.41	\$ 1,000.59	
2011	CDBG	Edgewood	131000002283	28035000	\$ 275,000.00	\$ 274,676.40	\$ 323.60	
2012	CDBG	HUD 108 Debt Payment	131000001927	28036000	\$ 4,800,000.00	\$ 4,722,573.50	\$ 77,426.50	
2012	CDBG	W. Craig Place Reclamation (N Zarzamora	131000002203	28036000	\$ 94,730.00	\$ 58,268.01	\$ 36,461.99	
2012	CDBG	Ailing St - Public Infrastructure	131000002266	28036000	\$ 147,996.20	\$ 78,451.95	\$ 69,544.25	
2013	CDBG	Barbara Jordon Center Facility Improve	131000002040	28037000	\$ 98,500.00	\$ 91,540.00	\$ 6,960.00	
2013	CDBG	District 3 Affordable Showcase of Homes	131000002047	28037000	\$ 210,774.92	\$ -	\$ 210,774.92	
2013	CDBG	Southside Rev. & Reinvest Riverside to S	131000002118	28037000	\$ 138,418.00	\$ 117,593.27	\$ 20,824.73	
2013	CDBG	VFW Blvd. Sidewalk	131000002120	28037000	\$ 35,812.73	\$ 29,277.69	\$ 6,535.04	
2013	CDBG	Merced Housing Rep	131000002264	28037000	\$ 215,000.00	\$ 208,571.97	\$ 6,428.03	
2014	CDBG	Ella Austin Community Dev. Center	131000002170	28038000	\$ 500,000.00	\$ 433,673.00	\$ 66,327.00	
2014	CDBG	Housing Operations Administration	131000002178	28038000	\$ 736,973.01	\$ 736,310.61	\$ 662.40	
2014	CDBG	PCD-Homebuyer Program HIP	131000002186	28038000	\$ 85,744.00	\$ 79,272.71	\$ 6,471.29	
2014	CDBG	Kerrville Quiet Zone	150000000296	28038000	\$ 269,026.33	\$ 86,397.33	\$ 182,629.00	
2015	CDBG	HUD 108 Repayment	131000002238	28039000	\$ 1,738,041.32	\$ 1,699,452.25	\$ 38,589.07	
2015	CDBG	DHS Fair Housing Admin FY14	131000002239	28039000	\$ 192,784.00	\$ 185,086.56	\$ 7,697.44	
2015	CDBG	DHS Fair Housing Admin FY15	150000000042	28040000	\$ 192,784.00	\$ 164,082.20	\$ 28,701.80	
2015	CDBG	CDBG Legal Administration	150000000043	28040000	\$ 142,844.00	\$ 141,941.83	\$ 902.17	
2015	CDBG	Targeted Neighborhood Code Enforcement	150000000046	28040000	\$ 62,583.00	\$ 52,125.61	\$ 10,457.39	
2015	CDBG	Code Enforcement - Public Services	150000000058	28040000	\$ 125,166.00	\$ 82,687.39	\$ 42,478.61	
2015	CDBG	PCD Housing Services Admin	150000000064	28040000	\$ 288,411.86	\$ 288,218.86	\$ 193.00	
						Total Sources	\$	7,460,326.55

CDBG Reprogramming Uses						
Fiscal Year	HUD Program	Project Name	Council District	Award Amount		
2017	CDBG	SMP/CDBG Swap - Canadian St. Reclamation (N. New Braunfels to N. Palmetto)	2	\$ 186,813.23		
2017	CDBG	SMP/CDBG Swap - St. James Reconstruction (Burnet to Hays St.)	2	\$ 146,103.20		
2017	CDBG	SMP/CDBG Swap - St. Charles Reconstruction (Lamar to Burnet)	2	\$ 313,531.20		
2017	CDBG	Lamar Street Reconstruction (Austin to N. New Braunfels) - Supplemental Funding	2	\$ 700,281.13		
2017	CDBG	Shirley Street Reconstruction (E. Carson to Hood St.) - Supplemental Funding	2	\$ 233,000.00		
2017	CDBG	Mosscircle Drive Sidewalks (Glengarden to Cul-De-Sac) - Supplemental Funding	4	\$ 20,250.00		
2017	CDBG	Ferncircle Drive Sidewalks (Glengarden to Cul-De-Sac) - Supplemental Funding	4	\$ 15,500.00		
2017	CDBG	Zarzamora/IH-35 Gateway Project - Supplemental Funding	4	\$ 10,000.00		
2017	CDBG	S. Calaveras Pedestrian Safety Improvements (Brady to Mercedes) - Supplemental Funding	5	\$ 19,347.79		
2017	CDBG	District 5 Additional Streetlight Improvement Project	5	\$ 200,000.00		
2017	CDBG	Alamo Community Group - Calcasieu Apartments Rehabilitation	1	\$ 812,500.00		
2017	CDBG	HUD Section 108 Additional Loan Payment	NA	\$ 4,803,000.00		
				Total Uses	\$	7,460,326.55
				Over (Under)	\$	-

ATTACHMENT I
Substantial Amendment #2 to the FY 2017 Action Plan/Budget
Reprogramming Schedule

HOME Reprogramming Sources							
Fiscal Year	HUD Program	Activity Name	I/O	Fund	SAP Approved Budget	Expenses To Date	Balance
2003	HOME	FRANKLIN DEVELOPMENT - SOUTHSIDE VILLA	131000000246	25012000	\$ 630,943.00	\$ 630,000.00	\$ 943.00
2003	HOME	HCD HOME ADMINISTRATION PROJ 012010	131000000248	25012000	\$ 920,251.96	\$ 813,410.55	\$ 106,841.41
2003	HOME	KINGS COURT HOUSING FOUND PROJ 012014	131000000250	25012000	\$ 48,000.00	\$ 29,179.80	\$ 18,820.20
2003	HOME	OWNER-OCC HOUS REHAB 2003-04	131000000252	25012000	\$ 876,397.17	\$ 840,618.18	\$ 35,778.99
2003	HOME	OUR CASAS FIRST-TIME HOMEBUYER PROGRAM	131000000257	25012000	\$ 100,000.00	\$ 81,467.46	\$ 18,532.54
2003	HOME	UUHAC HOMEBUYER PROJ 012066	131000000266	25012000	\$ 75,000.00	\$ 74,998.66	\$ 1.34
2003	HOME	Calgary Apts Transitional Housing Rehab	131000001122	25012000	\$ 468,645.62	\$ -	\$ 468,645.62
2004	HOME	BEAT AIDS 2004-05	131000001056	25013000	\$ 300,000.00	\$ 298,159.99	\$ 1,840.01
2004	HOME	Center on Independent Living (COIL)	131000001057	25013000	\$ 110,000.00	\$ 88,439.92	\$ 21,560.08
2004	HOME	Neighborhood Housing Serv American Dream	131000001067	25013000	\$ 190,000.00	\$ 110,000.00	\$ 80,000.00
2004	HOME	AOH Saddle Brook Apts.	131000001127	25013000	\$ 122,245.28	\$ -	\$ 122,245.28
2006	HOME	DANGEROUS STRUCTURES DETERMINATION BOARD	131000001379	25015000	\$ 125,000.00	\$ -	\$ 125,000.00
2006	HOME	NHS FIRST-TIME HOMEBUYER PROGRAM	131000001384	25015000	\$ 560,000.00	\$ 538,975.00	\$ 21,025.00
2006	HOME	SAN ANTONIO ALTERNATIVE HOUSING 1ST THB	131000001387	25015000	\$ 800,000.00	\$ 789,072.00	\$ 10,928.00
2007	HOME	HNSD REHAB/RECONST. PRG 2007-08	131000001563	25016000	\$ 2,035,618.00	\$ 2,033,537.55	\$ 2,080.45
2007	HOME	NHS DISABLED REHABILITATION 2007-08	131000001566	25016000	\$ 330,000.00	\$ 303,266.20	\$ 26,733.80
2007	HOME	UUHAC_HOUSING REHAB 2007-08	131000001569	25016000	\$ 65,000.00	\$ 64,986.74	\$ 13.26
2009	HOME	SAAHK PEOPLE HELP. PEOPLE CHDO FY09-10	131000001789	25018000	\$ 40,000.00	\$ 28,546.14	\$ 11,453.86
2010	HOME	HNSD-Owner/Occupied Rehab/Recon.	131000001935	25019000	\$ 1,633,281.16	\$ 1,630,473.16	\$ 2,808.00
2010	HOME	HOME Program Income - Loans FY 2010	150-2006 to 2008	25019000	\$ (735,338.79)	\$ (717,759.22)	\$ (17,579.57)
2011	HOME	HOME Program Income - Loans FY 2011	131-2108 to 131-2110	25020000	\$ (825,000.00)	\$ (719,306.47)	\$ (105,693.53)
2012	HOME	HOME Program Income - Loans FY 2012	131-2158 to 131-2160	25021000	\$ (650,000.00)	\$ (875,394.68)	\$ 225,394.68
2013	HOME	Legal Administration - HOME 22nd Year	131000002226	25022000	\$ 52,481.00	\$ 51,650.12	\$ 830.88
2013	HOME	HOME Program Income - Loans FY 2013	131-2232 to 131-2234	25022000	\$ (547,200.00)	\$ (951,224.53)	\$ 404,024.53
2014	HOME	Legal Administration - HOME 23rd Year	150000000031	25023000	\$ 53,797.00	\$ 53,425.88	\$ 371.12
2014	HOME	HOME Program Income - Loans FY 2014	150-037 to 150-039	25023000	\$ (1,352,132.65)	\$ (1,046,994.60)	\$ (305,138.05)
2015	HOME	HOME Program Income - Loans FY 2015	150-112 to 150-114	25024000	\$ (1,221,520.70)	\$ (1,206,423.07)	\$ (15,097.63)
2016	HOME	HOME Program Income - Loans FY 2016	150-088 to 150-090	25225000	\$ (1,000,000.00)	\$ (1,560,867.98)	\$ 560,867.98
2016	HOME	Program Income - Interest on Time Deposits	150000000303	25225002	\$ -	\$ -	\$ 95,259.03
Total Sources							\$ 1,918,490.28

HOME Reprogramming Uses				
Fiscal Year	HUD Program	Project Name	Council District	Award Amount
2017	HOME	Easterling Culebra Apartments	6	\$ 1,200,000.00
2017	HOME	Owner Occupied Rehabilitation/Reconstruction Prog	City-Wide	\$ 438,490.28
2017	HOME	Homebuyer Incentive Program	City-Wide	\$ 280,000.00
Total Uses				\$ 1,918,490.28
Over (Under)				\$ -