

AN ORDINANCE 2018-05-17-0362

**APPROVING THE FISCAL YEAR 2019 ANNUAL OPERATING BUDGET FOR THE "PRE-K 4 SA" PROGRAM AS ADOPTED BY THE SAN ANTONIO EARLY CHILDHOOD EDUCATION MUNICIPAL DEVELOPMENT CORPORATION IN THE AMOUNT OF \$47,305,297.00.**

\* \* \* \* \*

**WHEREAS**, the Board of Directors for the San Antonio Early Childhood Education Municipal Development Corporation (Corporation) adopted its FY 2019 Annual Operating Budget for the Corporation's Pre-K 4 SA program on April 3, 2018, consistent with the Corporation's Bylaws; and

**WHEREAS**, staff for the Corporation and the City of San Antonio provided City Council with an overview of the Corporation's FY 2019 Annual Operating Budget during the May 9, 2018 "B" session; and

**WHEREAS**, as stated in the Corporation's bylaws, an Annual Budget is required to be adopted by the Corporation's Board before May 1 each year and approved by City Council prior to the start of the new program year on July 1; **NOW THEREFORE**:

**BE IT ORDAINED BY THE CITY COUNCIL OF THE CITY OF SAN ANTONIO:**

**SECTION 1.** The City Council for the City of San Antonio hereby approves the fiscal year 2019 annual operating budget for the "Pre-K 4 SA" program, as adopted by the San Antonio Early Childhood Education Municipal Development Corporation, in the amount of \$47,305,297.00. A copy of the proposed budget is attached hereto and incorporated herein for all purposes as **Attachment I**.

**SECTION 2.** The personnel complement set out within **Attachment II** is hereby authorized and approved.

**SECTION 3.** City staff is hereby authorized to take those necessary actions to implement the budget attached hereto and approved by City Council.


**SECTION 4.** The Budget Director is authorized to amend the Pre-K 4 SA FY 2018 budget to conform to re-estimates included in the Pre-K 4 SA FY 2019 Budget. Budget adjustments are authorized between Funds to reflect final internal services and indirect cost assessments originally authorized in the City's FY 2018 Budget and as re-estimated in the proposed Pre-K 4 SA FY 2019 Budget.

**SECTION 5.** The financial allocations in this Ordinance are subject to approval by the Director of Finance, City of San Antonio. The Director of Finance may, subject to concurrence by the City Manager or the City Manager's designee, correct allocations to specific SAP Fund Numbers, SAP Project Definitions, SAP WBS Elements, SAP Internal Orders, SAP Fund Centers, SAP Cost

Centers, SAP Functional Areas, SAP Funds Reservation Document Numbers, and SAP GL Accounts as necessary to carry out the purpose of this Ordinance.


**SECTION 6.** This ordinance is effective immediately upon the receipt of eight affirmative votes; otherwise, it is effective ten days after passage.

**PASSED AND APPROVED** this 17th day of May, 2018.




**M A Y O R**  
Ron Nirenberg

**ATTEST:**



\_\_\_\_\_  
Leticia M. Vacek, City Clerk

**APPROVED AS TO FORM:**



\_\_\_\_\_  
Andrew Segovia, City Attorney

<b>Agenda Item:</b>	<b>22 ( in consent vote: 6, 8A, 10, 11, 12, 16, 17, 18, 19, 20, 21, 22 )</b>						
<b>Date:</b>	05/17/2018						
<b>Time:</b>	09:40:44 AM						
<b>Vote Type:</b>	Motion to Approve						
<b>Description:</b>	Ordinance approving the Pre-K 4 SA FY 2019 Budget for the fiscal year beginning July 1, 2018 and ending on June 30, 2019 in the amount of \$47,305,297.00 as adopted by the Pre-K 4 SA Board of directors on April 3, 2018. [Peter Zaroni, Deputy City Manager; Sarah Baray, Ph.D., CEO, Pre-K 4 SA]						
<b>Result:</b>	Passed						
<b>Voter</b>	<b>Group</b>	<b>Not Present</b>	<b>Yea</b>	<b>Nay</b>	<b>Abstain</b>	<b>Motion</b>	<b>Second</b>
Ron Nirenberg	Mayor		x				
Roberto C. Treviño	District 1		x				x
William Cruz Shaw	District 2		x				
Rebecca Viagran	District 3	x					
Rey Saldaña	District 4		x				
Shirley Gonzales	District 5		x				
Greg Brockhouse	District 6		x				
Ana E. Sandoval	District 7		x				
Manny Pelaez	District 8		x				
John Courage	District 9		x			x	
Clayton H. Perry	District 10		x				

EG/efg  
05/17/2018  
Item No. 22

# ATTACHMENT I



**PRE-K 4 SA  
SUMMARY OF ADOPTED BUDGET**

## Description:

In November 2012, voters approved a 1/8 cent sales tax to fund the Pre-K 4 SA initiative to provide high quality pre-k for four year olds throughout San Antonio. The Fiscal Year for Pre-K 4 SA runs from July 1 through June 30.

	ACTUAL FY 2017	BUDGET FY 2018	ESTIMATED FY 2018	ADOPTED FY 2019
<b>AVAILABLE FUNDS</b>				
Beginning Balance	\$ 19,876,036	\$ 13,302,478	\$ 13,771,787	\$ 6,787,085
<i>Net Balance</i>	\$ 19,876,036	\$ 13,302,478	\$ 13,771,787	\$ 6,787,085
<u>REVENUES</u>				
Sales Tax	\$ 33,942,775	\$ 35,202,167	\$ 35,033,955	\$ 36,355,835
State/Local Match	3,953,302	4,464,000	4,176,924	4,352,400
USDA (Food)	1,363,821	1,454,575	1,368,054	1,480,139
Sliding Scale Tuition	778,005	600,000	698,880	731,250
Interest/Misc Revenue	168,470	33,815	82,354	51,270
<i>Total Revenues &amp; Transfers</i>	\$ 40,206,373	\$ 41,754,557	\$ 41,360,167	\$ 42,970,894
<b>TOTAL AVAILABLE FUNDS</b>	\$ 60,082,409	\$ 55,057,035	\$ 55,131,954	\$ 49,757,979
<u>APPROPRIATIONS</u>				
<u>Operating Expenses</u>				
Pre-K 4 SA Education Centers	\$ 26,014,776	\$ 25,415,717	\$ 26,017,992	\$ 24,606,700
Transportation Services	825,568	869,554	883,795	789,337
Facilities Leases & Maintenance	5,724,452	6,123,605	6,011,591	6,294,438
Competitive Grants	3,768,857	4,954,719	4,863,739	4,808,462
Professional Learning	2,118,648	2,250,433	2,118,383	1,977,879
Program Assessment	259,152	313,111	433,777	307,035
Enrollment/Attendance Services	515,085	750,065	654,841	775,730
Public Relations/Marketing	841,689	952,994	777,139	868,759
Sales Tax Collection Fee	676,036	704,043	699,148	727,117
Administration	1,537,695	1,606,285	1,550,654	1,682,587
<i>Subtotal Operating</i>	\$ 42,281,958	\$ 43,940,526	\$ 44,011,059	\$ 42,838,044
<u>Transfers To</u>				
General Fund-Indirect Cost	674,499	757,109	757,109	866,450
Transfers to I&C Fund	-	200,000	200,000	200,000
Transfers to Debt Service	3,354,165	3,376,701	3,376,701	3,400,803
<i>Subtotal Transfers</i>	\$ 4,028,664	\$ 4,333,810	\$ 4,333,810	\$ 4,467,253
<b>TOTAL APPROPRIATIONS</b>	\$ 46,310,622	\$ 48,274,336	\$ 48,344,869	\$ 47,305,297
<b>GROSS ENDING BALANCE</b>	\$ 13,771,787	\$ 6,782,699	\$ 6,787,085	\$ 2,452,682

EG/efg  
05/17/2018  
Item No. 22

# ATTACHMENT II

## Pre-K 4 SA FY 2019 Personnel Complement

**Pre-K Education Centers**

Position Title	FY 2018 Current	FY 2019 Adopted	Difference
Director	4	4	0
Assistant Director	4	4	0
Master Teacher	90	89	-1
Teacher	11	16	5
Assistant Teacher	101	101	0
Teacher Aide	56	56	0
Teacher Aide (Part Time)	25	25	0
Childcare Center Supervisor	4	4	0
School Nurse	4	4	0
School Crossing Guard (Part Time)	1	1	0
Administrative Assistant I	4	4	0
Administrative Associate	4	4	0
Nutritional Services Supervisor	4	4	0
Nutritional Services Assistant	4	4	0
<b>Total Pre K Centers</b>	<b>316</b>	<b>320</b>	<b>4</b>

**Facilities Maintenance**

Position Title	FY 2018 Current	FY 2019 Adopted	Difference
Special Projects Manager	1	1	0
Management Analyst	1	1	0
Building Maintenance Worker	2	2	0
Custodial Services Supervisor	1	1	0
Crew Leader II	4	4	0
Building Maintenance Custodian	21	21	0
	<b>30</b>	<b>30</b>	<b>0</b>

**Professional Learning and Program Innovation**

Position Title	FY 2018 Current	FY 2019 Adopted	Difference
Director	1	1	0
Assistant Director	2	2	0
Professional Development Coach	13	13	0
Administrative Assistant II	1	1	0
Administrative Associate	1	0	-1
	<b>18</b>	<b>17</b>	<b>-1</b>

**Curriculum & Instruction**

Position Title	FY 2018 Current	FY 2019 Adopted	Difference
Assistant Director	1	1	0
Licensed Specialist in School Psychology	1	1	0
Instructional Specialist	8	8	0
Behavioral Specialist	4	4	0
Lead Play Therapist	1	1	0
Play Therapist	3	0	-3
	<b>18</b>	<b>15</b>	<b>-3</b>

## Pre-K 4 SA FY 2019 Personnel Complement

### Family Engagement & Outreach

Position Title	FY 2018 Current	FY 2019 Adopted	Difference
Assistant Director	1	1	0
Family Specialist	1	1	0
Parent Liaison	4	4	0
	6	6	0

### Public Relations/Marketing

Position Title	FY 2018 Current	FY 2019 Adopted	Difference
Communications Strategist	1	1	0
Web Design Analyst	0	1	1
	1	2	1

### Competitive Grants

Position Title	FY 2018 Current	FY 2019 Adopted	Difference
Special Projects Manager	1	1	0
Management Analyst	2	2	0
Professional Development Coach	2	2	0
	5	5	0

### Enrollment

Position Title	FY 2018 Current	FY 2019 Adopted	Difference
Sr. Management Analyst	1	1	0
Management Analyst	1	1	0
Administrative Assistant I	4	4	0
Administrative Associate	1	0	-1
	7	6	-1

### Administration

Position Title	FY 2018 Current	FY 2019 Adopted	Difference
Chief Executive Officer	1	1	0
Sr. Executive Secretary	1	1	0
Assistant to the Director	1	1	0
Department Fiscal Administrator	1	1	0
Fiscal Analyst	1	1	0
Accountant	1	1	0
Procurement Specialist II	1	1	0
Time & Attendance Specialist	2	2	0
Employee Relations Business Partner	1	1	0
Lead Employee Relations Bus Partner	1	1	0
Executive Assistant	1	1	0
Sr. Management Analyst	1	1	0
Administrative Assistant II	0	1	1
Administrative Associate	1	1	0
<b>Total</b>	<b>14</b>	<b>15</b>	<b>1</b>

	FY 2018 Current	FY 2019 Adopted	Difference
<b>TOTAL POSTIONS</b>	<b>415</b>	<b>416</b>	<b>1</b>