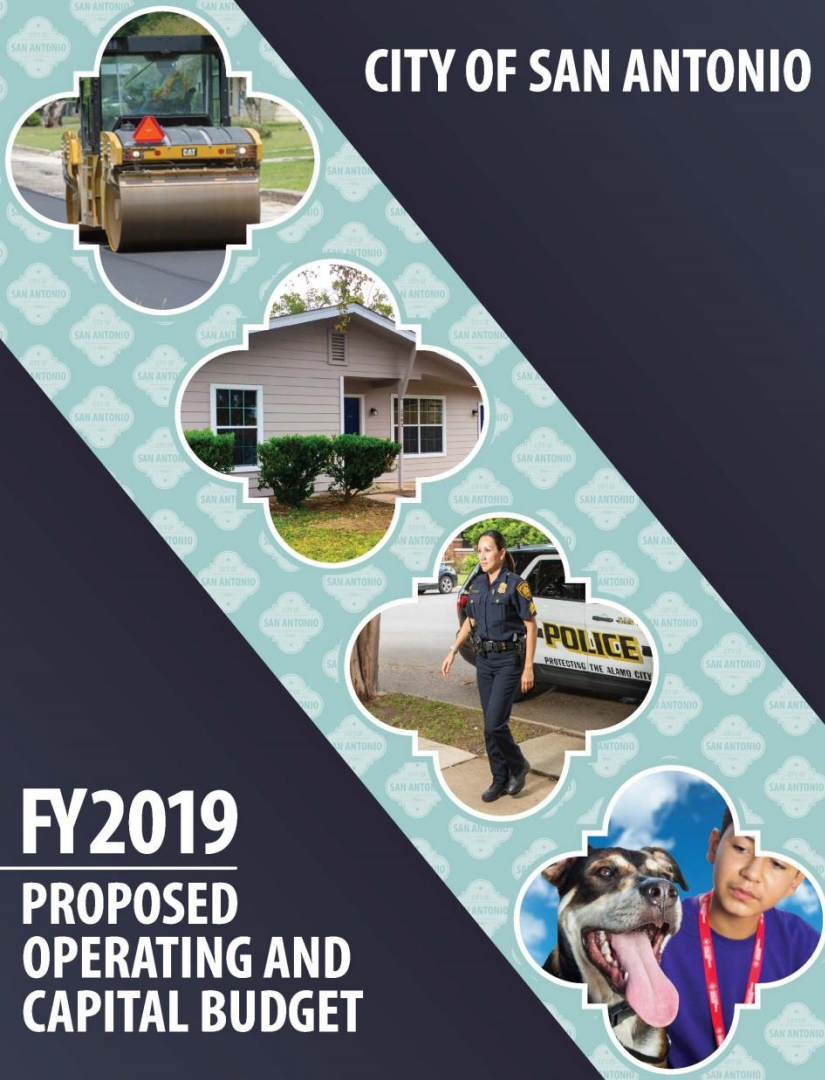


CITY OF SAN ANTONIO



FY2019
PROPOSED
OPERATING AND
CAPITAL BUDGET

FIRE DEPARTMENT

Presented by:
Fire Chief Charles N. Hood

August 15, 2018

FY 2019 Proposed Budget – Why Statement

Dedicated to doing the right thing and protecting our community from all hazards with compassion and professionalism.



Class 1 ISO



The San Antonio Fire Department received a **Class 1** Fire Insurance Services Office (ISO) rating in 2017.

This is the highest rating a fire department can achieve,
and places the San Antonio Fire Department
among the best fire departments in the nation.

Fire insurance rates for home owners and commercial occupancies are based on this rating.

Departmental Accreditation

The Commission on Fire Accreditation International is a 3rd party accreditation agency with the following focuses:

- Organizational Involvement
- Information Based Decision Making
- Realistic Self Assessment
- Constant Improvement



Departmental Accreditation

Completed:

- Strategic Plan
- Registered Agency Status
- Create the Community Risk Assessment/
Standard Of Coverage documents
- Applicant Agency Status

In Process:

- Perform the Self Assessment Process
- Become a Candidate Agency

Pending:

- Site Visit
- Commission Hearing



Command Staff



Fire Chief
Charles Hood



Deputy Chief
Carl Wedige
Administrative Services



Deputy Chief
Vance Meade
Support Services



Deputy Chief
Yvette Granato
Emergency Services



Assistant Chief
Christopher Monestier



Assistant Chief
Valerie Frausto



Assistant Chief
Andrew Estrada



Assistant Chief
Mike Walsh

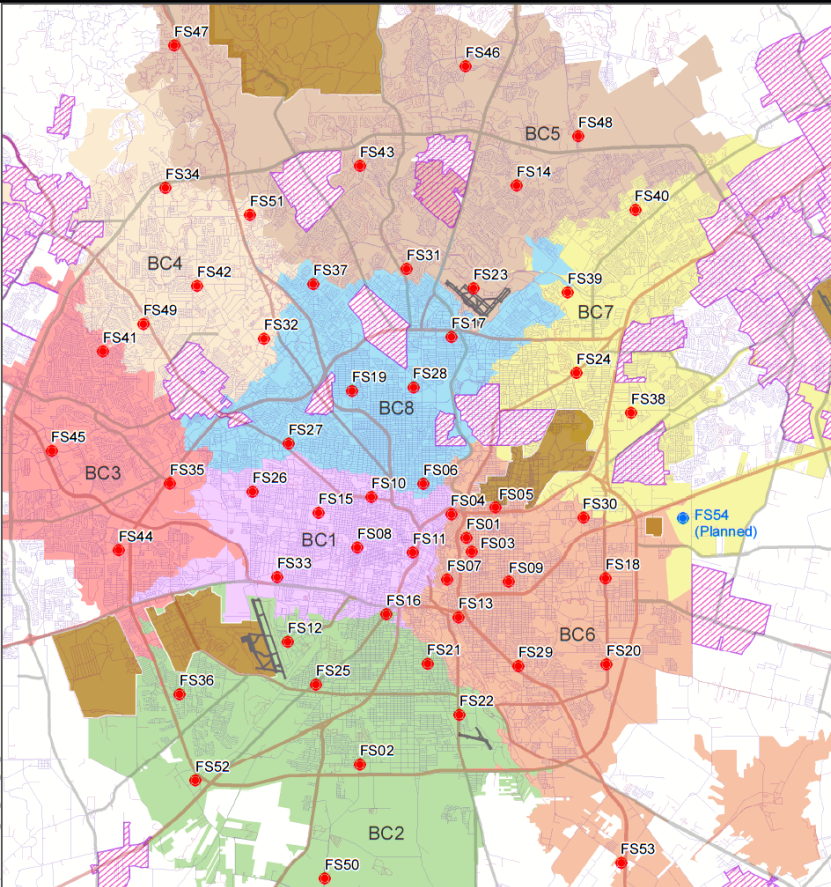


Assistant Chief
Matt Jimenez



Assistant Chief
Neal Ague

Service Area



- Population almost 1.5 million
- 514.3 square miles of area

FY 2018 Department Overview

- 1,757 Uniformed Employees
- 122 Civilian Employees
- 53 Fire Stations
- 54 Engines
- 21 Ladder Trucks
- 2 Hazardous Materials Teams & Equipment
- 2 Technical Rescue Teams & Equipment
- Airport Crash Rescue Team
- 43 Ambulances
 - 35 Full time
 - 8 Peak Period



Full Service Department

Emergency Response Capabilities

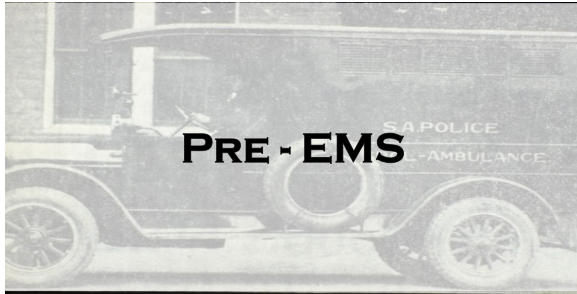
- Fire Suppression
- Emergency Medical Services
- Technical Rescue
- Hazardous Materials Response
- Emergency Operations Center
- Mobile Integrated Healthcare
- Aviation Fire/Rescue
- Fusion Center
- Medical Special Operations

Full Service Department

Administrative and Support Divisions

- Arson Bureau
- Fire Prevention
- Communications
- Fleet/Logistics Services
- Planning and Analytics
- Human Services
- Fiscal Management
- Public Information Office
- Health and Wellness

Evolution of the SAFD Fire-Based EMS System



Fire-Based EMS Efficiencies

- Paramedics in Communications
- Peak Units
- Fire Advanced Life Support Program
- Fire Only Response
- Taxi Vouchers
- Mobile Integrated Healthcare
- Hospital Service Time Policy
- Hospital Diversion Program
- Scene Time Policy



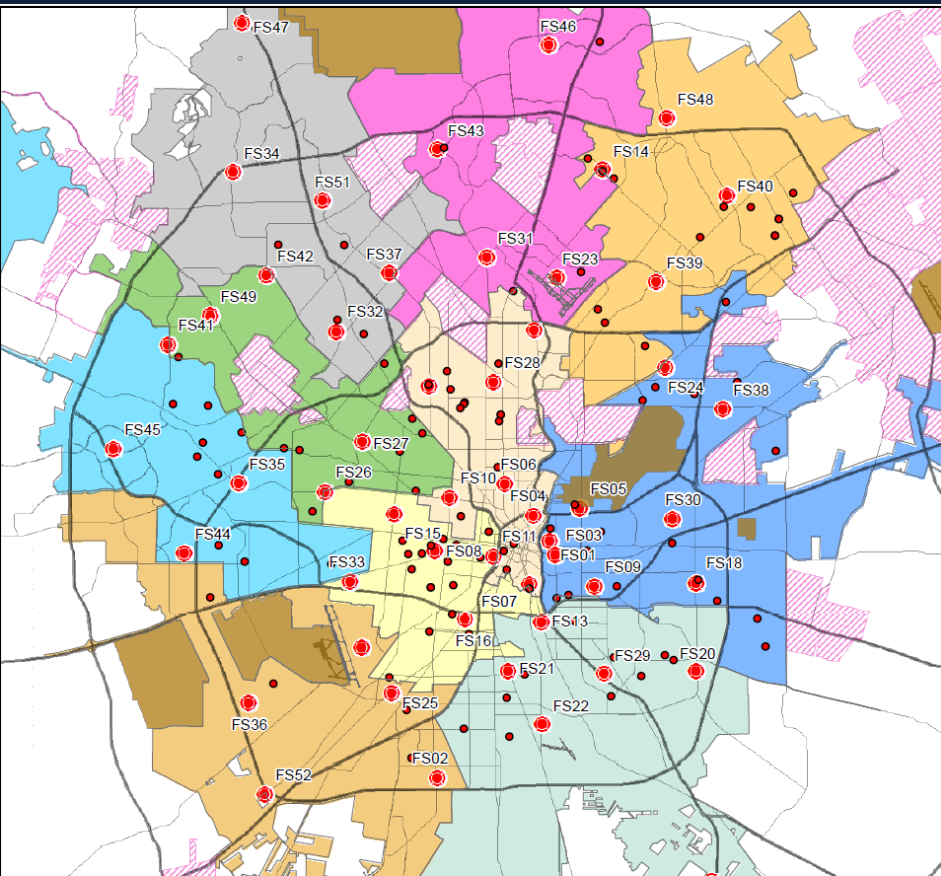
Mobile Integrated Healthcare

- 109 Citizens currently enrolled
- Maintain contact with over 600 citizens
- 2,618 MIH contacts (10/1/17 – 07/31/18)
- 67% reduction of EMS calls*
- 2nd Hospice contract as of 5/01/18
- Haven for Hope Acute Care Station
- Texas Targeted Opioid Response (TTOR) grant



*From MIH Patients

2018 MIH Participants



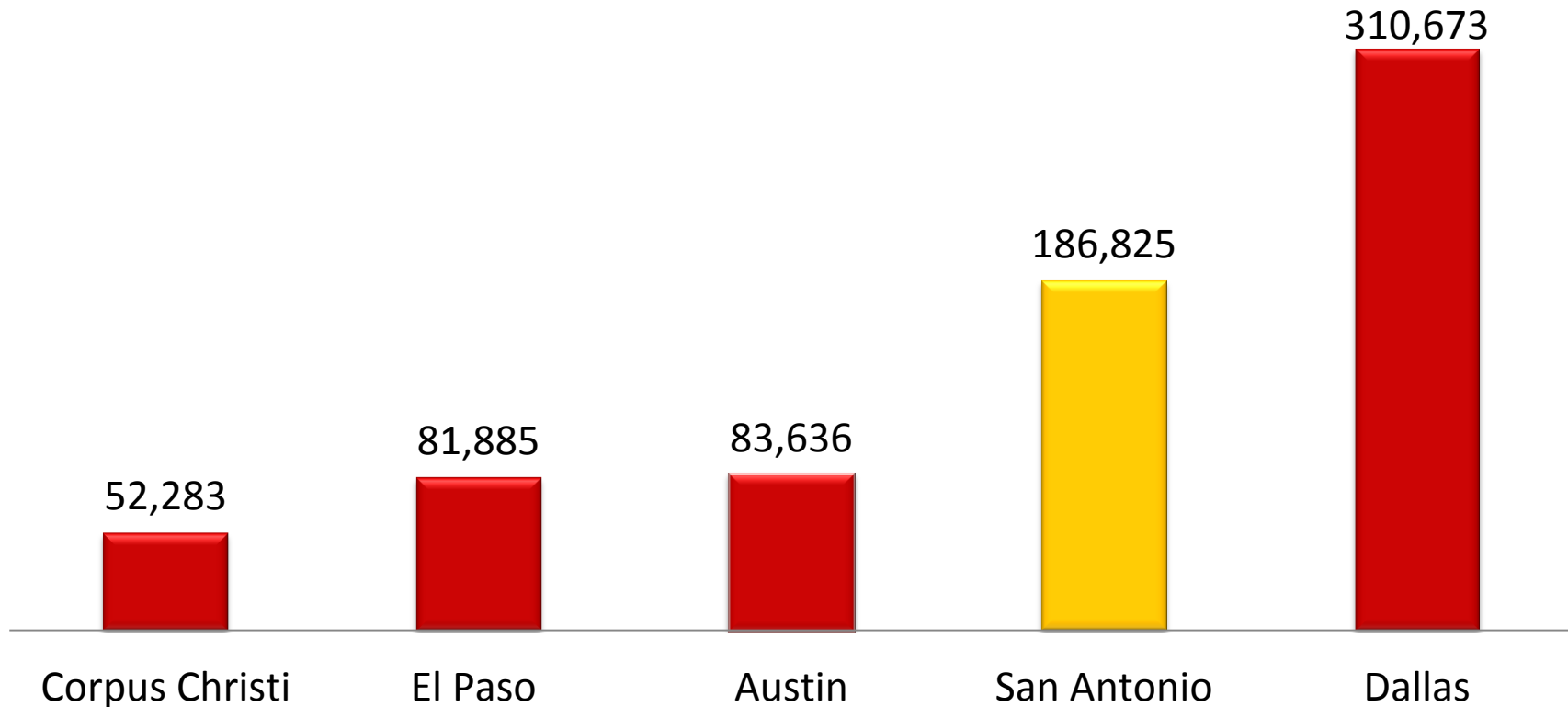
2018 MIH Participants
per Council District

CD1	18
CD2	18
CD3	12
CD4	4
CD5	17
CD6	10
CD7	9
CD8	4
CD9	3
CD10	14
<i>total</i>	109

Haven For Hope Acute Care Station

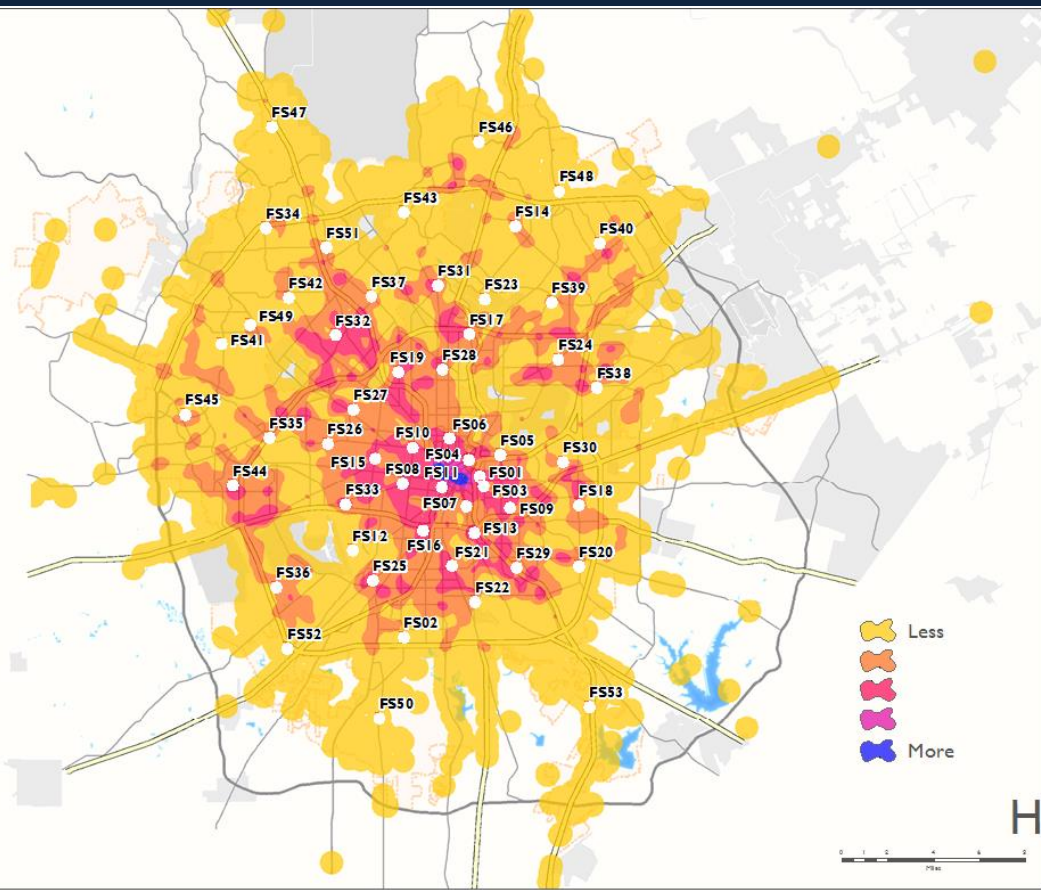
July 2017	
Total Calls from Haven For Hope	124
Total Transports from Haven For Hope	81
Percentage Transported	65%
July 2018	
Total Calls from Haven For Hope	161
Total Transports from Haven For Hope	50
Percentage Transported	31%

FY17 Total Number of Incidents



SAFD Total Incident Heat Map

SAFD FY17 INCIDENTS



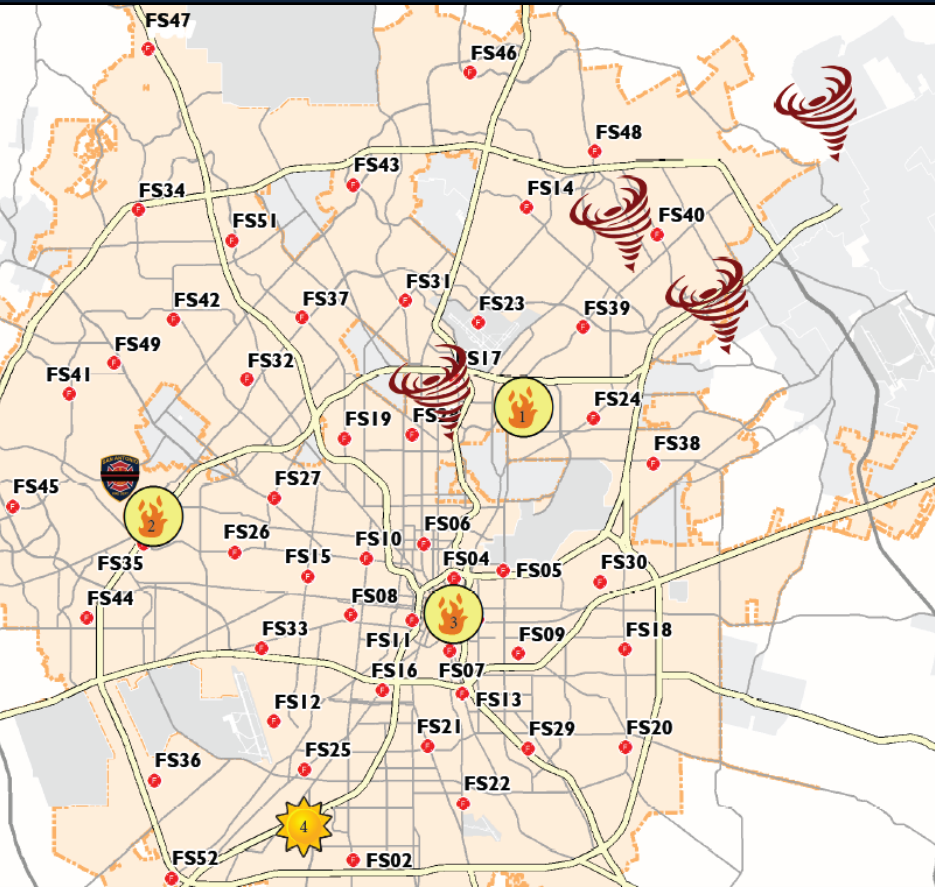
SAFD Response Times

Fiscal year	Medical	Non-Medical	Total
2016	8:00	7:44	7:57
2017	7:54	7:55	7:55
2018 (through 3rd Quarter)	8:01	7:49	7:59

Standards of Cover





	Engine	Ladder	ALS Engine	Command Vehicle	EMS Unit	Safety Officer	Technical Rescue Team	Fire Personnel
Full Cardiac Arrest	1 ↔ <i>or</i> 1				2			7 – 8
Car Accident w/ Rescue	1	2			1		1	16 – 20
House Fire	3	1		1				15 – 18
Commercial Fire	4	2		1				22 - 26
High Rise Fire	5	3	1	2	1 (Plus 1 EMS Supervisor)	1		40 – 44

High Profile Events 2017

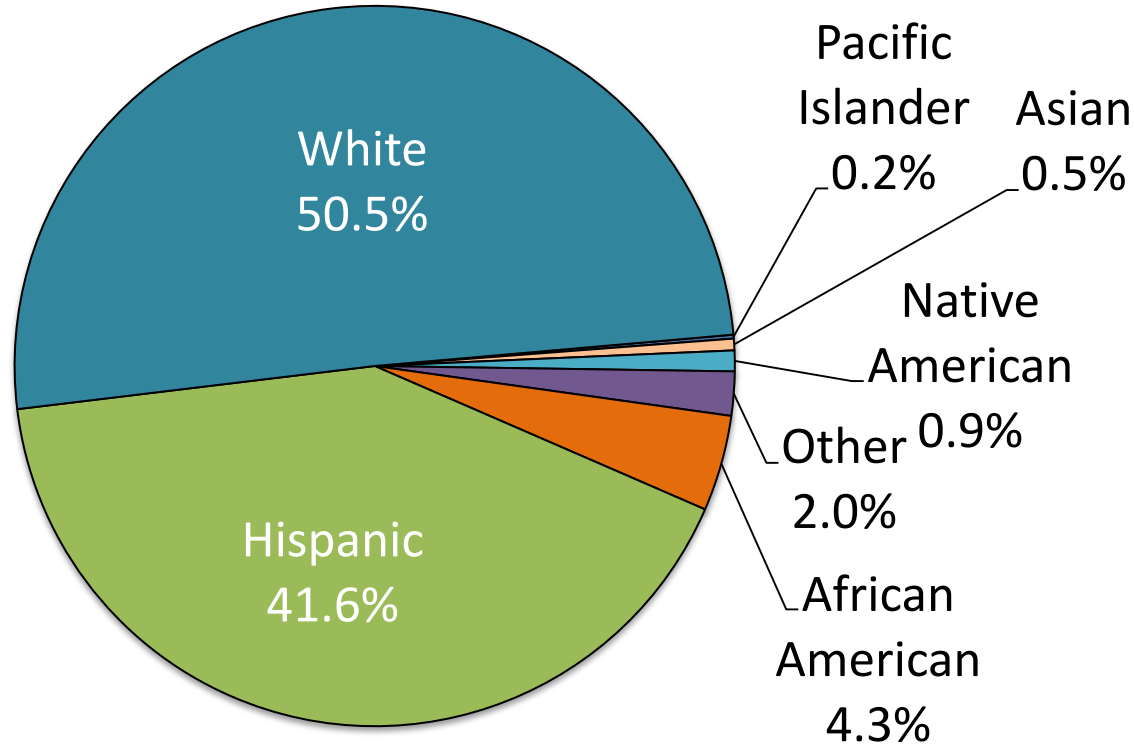


HIGH PROFILE EVENT 2017


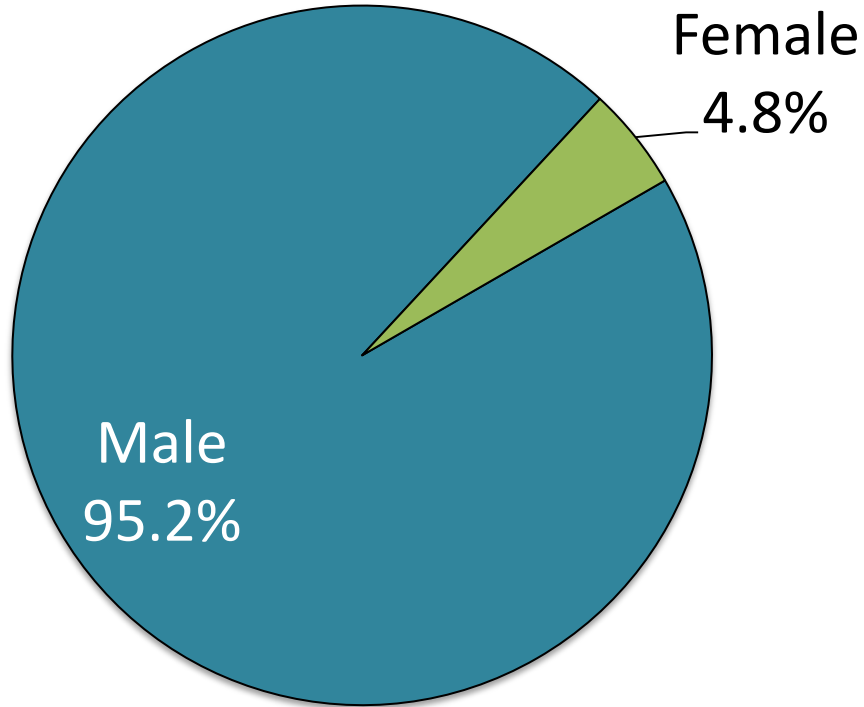
- | | |
|-----------------------------|---------------|
| 1. 228 Rockhill Dr. | May 05, 2017 |
| 2. PVT St. in Ingram Square | May 18, 2017 |
| 3. 809 E River Walk N | June 27, 2017 |
| 4. 8538 IH 35 S | July 23, 2017 |

-  Human Smuggling MCI
-  Fire Station
-  High Profile Fire
-  Reported Tornadoes


SAFD Uniform Demographics



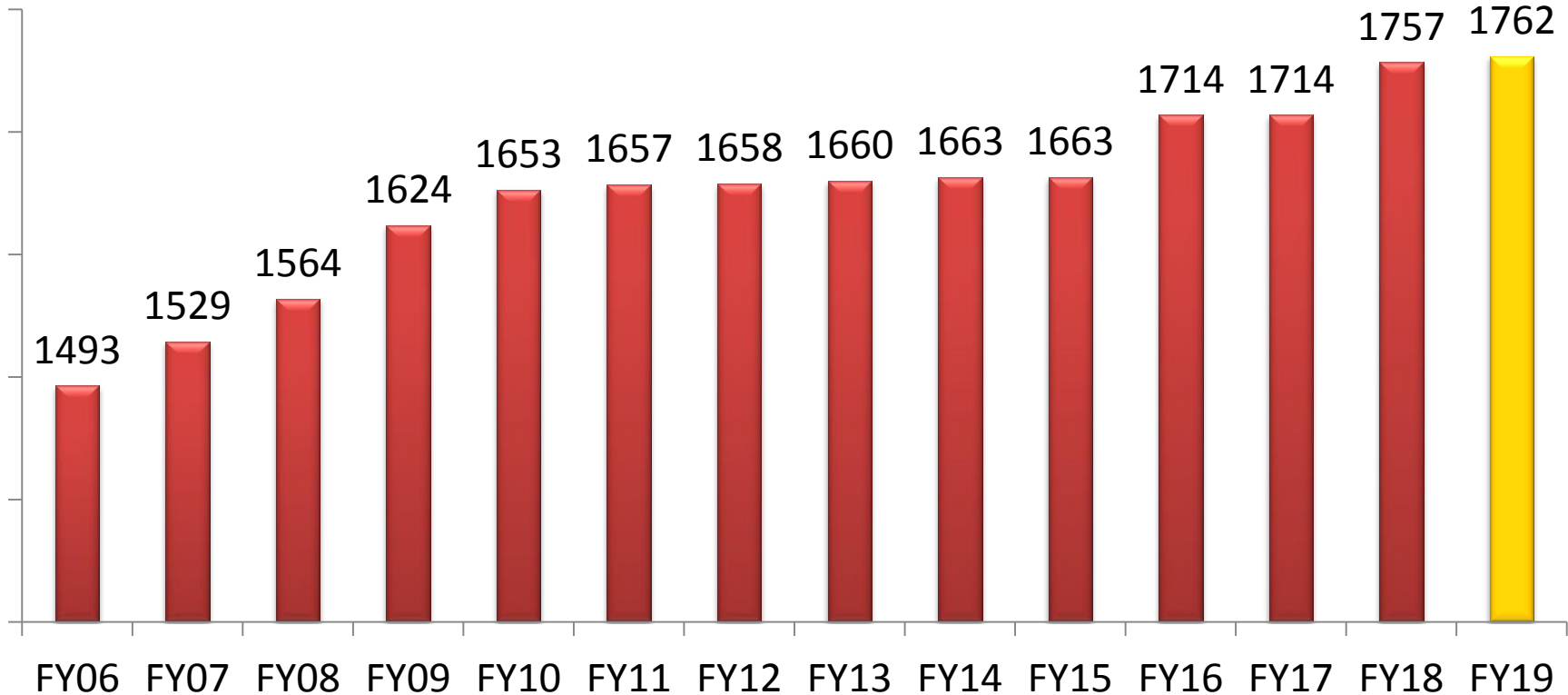
SAFD Uniform Demographics



Class Schedule



Uniform Position History



*FY19 Pending Council Authorization

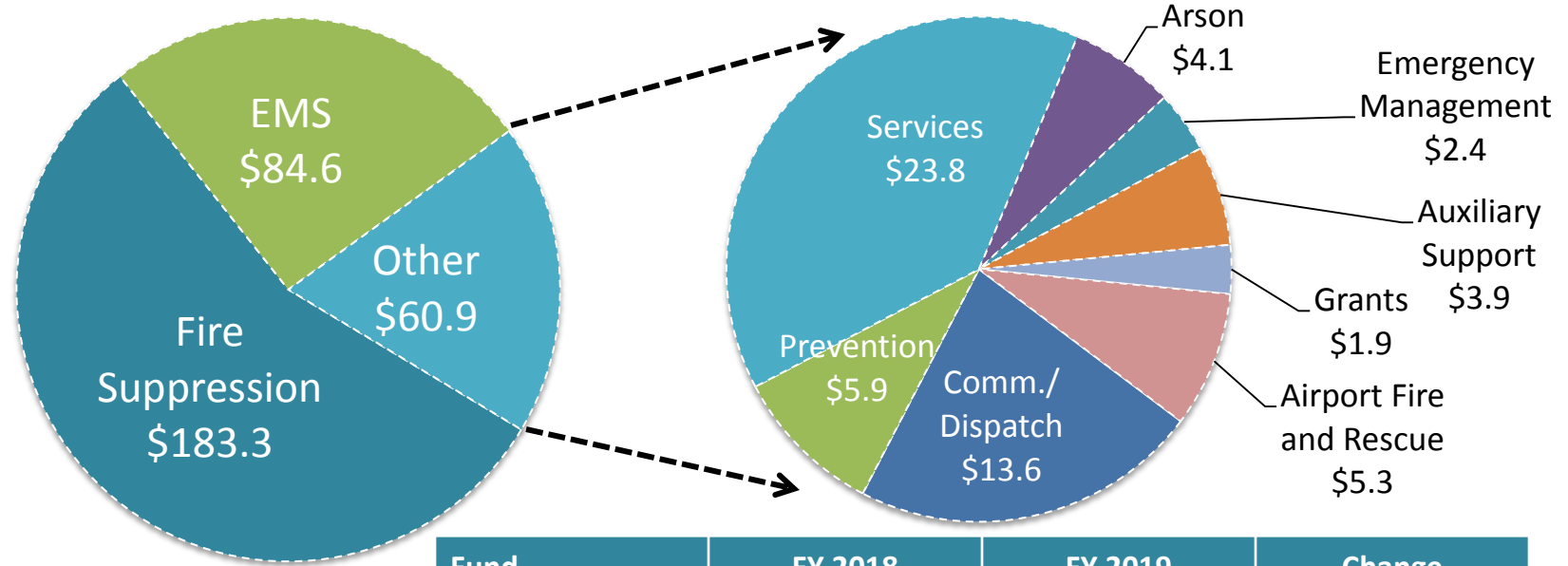
Infrastructure Projects

New Construction Fire Station 54
Preliminary address is 1215 Foster Rd.
Oct 2018



Fire Station 24 Replacement
(2017 Bond Project)
Land Acquisition and Design
October 2017

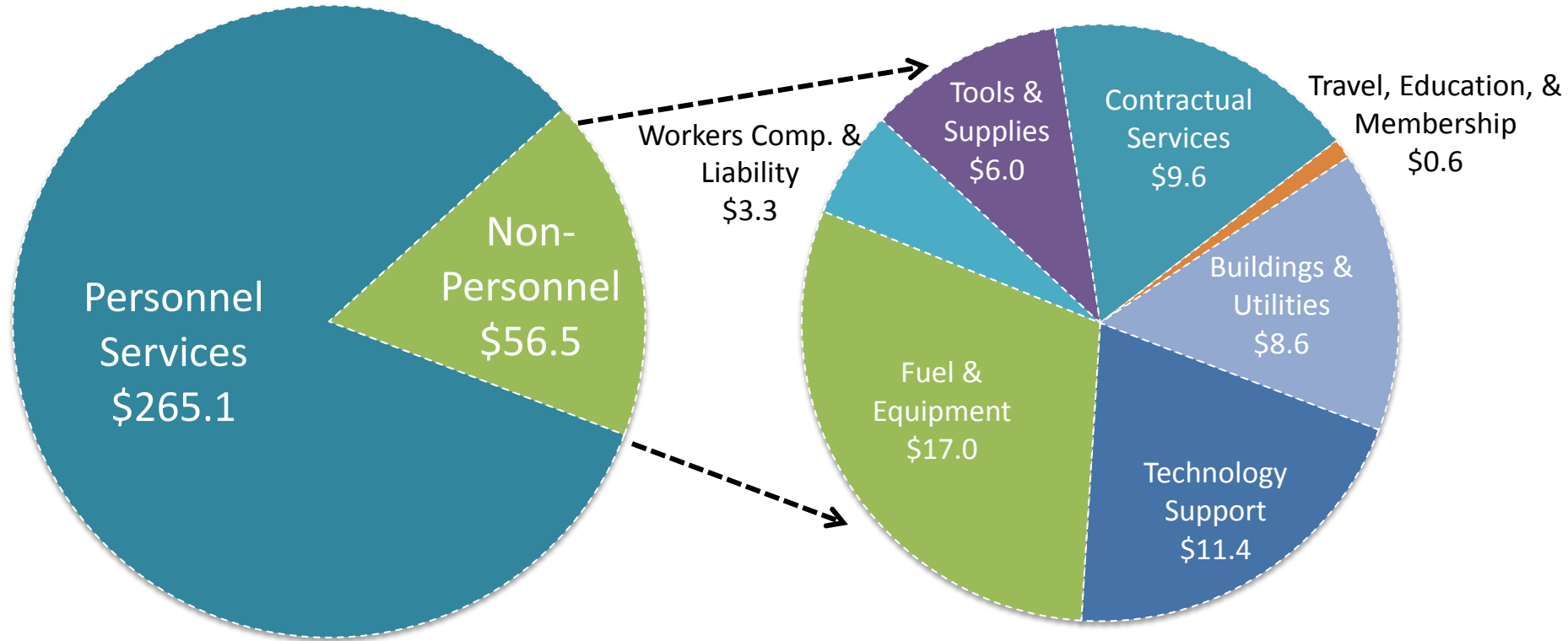
2019 Proposed Budget All Funds \$328.8M



Fund	FY 2018	FY 2019	Change
General Fund	\$318.6M	\$321.6M	\$3.0M
Grants	\$2.0M	\$1.9M	\$(0.1)M
Aviation Fund	\$5.3M	\$5.3M	\$0.0M
Positions	1,879	1,884	5

2019 Proposed General Fund Budget


\$321.6 Million



EMS Transport Fee Increase

\$529,550

Current
\$950




Proposed
\$1,000

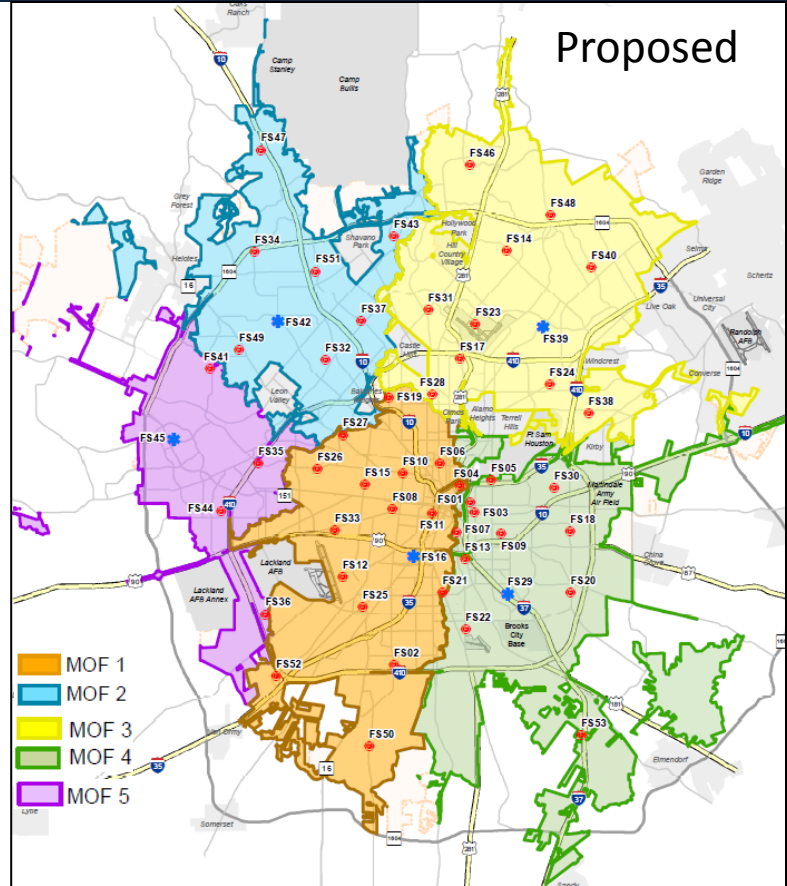
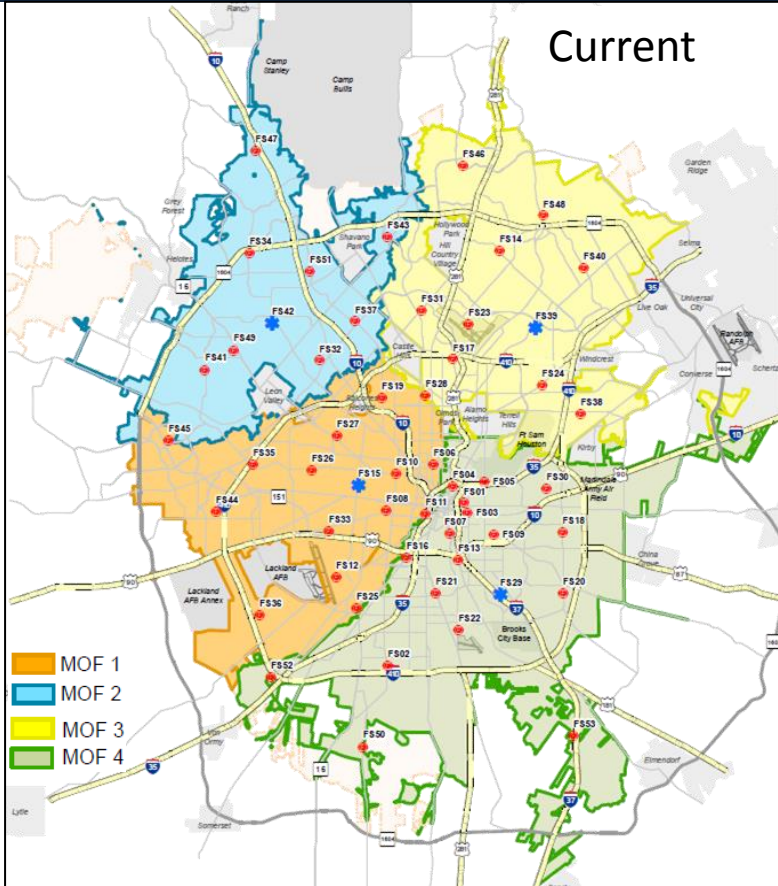


Department Enhancements


Medic Officer



Medic Officer District Map



State Fire Marshal's LODD Report



Department Enhancements

Incumbent Training Chief



Department Enhancements

Blue Card



Department Enhancements

Wellness Building




Department Enhancements

Wellness Building



Department Enhancements

Capital Purchases



Department Enhancements

Zoll Vent



ResqCPR



Department Enhancements



Barrier Hoods & Gloves

Squad Trucks



Cancer Prevention Initiatives



Survivability Initiatives

