



COMPETITIVE GRANTS UPDATE 2018-2019

04.09.2019

AGENDA



- 2018-2020 Grant Renewals
- Grant Initiatives Overview 2018-2019



COMPETITIVE GRANTS RENEWAL 2018-2020



RENEWAL PROCESS



**Applications
Due**

4/01/2019

**Committee
Review**

4/10/2019

**Final
Approvals**

5/01/2019

Brief Board

5/14/2019

COMPETITIVE EDUCATION GRANTS

Year 1 (2018-2020)



Agency	Category	Award
North East ISD	Public	\$ 801,000
Northside ISD	Public	\$ 771,827
San Antonio ISD	Public	\$ 558,000
Harlandale ISD	Public	\$ 250,000
Edgewood ISD	Public	\$ 250,000
East Central ISD	Public	\$ 300,077
Southwest ISD	Public	\$ 300,325
Archdiocese: Hope for the Future	Private	\$ 268,067
St. Mary Magdalen	Private	\$ 122,000
Jubilee Academies	Charter	\$ 48,659
Islamic Academy of San Antonio	Private	\$ 31,571

COMPETITIVE EDUCATION GRANTS

Year 1 (2018-2020)



Agency	Award
Child Development Center 1 (Accredited)	
KinderCare – Nacogdoches Learning Center	\$ 20,000
KinderCare – Guilbeau	\$ 20,000
St. Philip’s College Child Development Center	\$ 20,000
University Presbyterian Children’s Center	\$ 20,000
Child Development Center 2 (Unaccredited)	
La Mision Child Care	\$ 20,000
La Petite – Judson	\$ 20,000
La Petite – Emerald Glade	\$ 20,000
Northwood Presbyterian Day School	\$ 30,000
Humble Creek Ranch Youth Enrichment	\$ 30,000

COMPETITIVE EDUCATION GRANTS

HIGH QUALITY IMPACT PYRAMID TOOL



Developed to:

- Communicate how Pre-K 4 SA prioritizes grants dollars
- Ensure every dollar is funding a quality initiative

CYCLE 2 FUNDING DISTRIBUTION

YEAR 1



All Awardees



Tier 1

Program Features
&
Staff Qualifications

42%

\$ 1,627,225

Tier 2

Instructional Quality
&
Environments

40%

\$ 1,560,482

Tier 3

Family Engagement

16%

\$ 634,233

Tier 4

Innovations

2%

\$ 87,316



GRANT INITIATIVES OVERVIEW 2018-2019



GRANT GOAL: CHILD DEVELOPMENT CENTERS



Goal 1: Equitable Access

To support equitable access to early learning across the City by increasing the number of accredited child development centers.

Grant Requirement:

- **Child Development Center 1-**
Maintain or improve upon accreditation status
- **Child Development Center 2-**
Apply for and obtain accreditation or TRS certification

GRANT FUNDED CHILD DEVELOPMENT CENTERS

CDC 1

Certification
(CQI) Cohort

Grant Centers: 5
Non-grant: 15

20

CDC 2

Leadership
Academy

Grant Centers: 4
Non-grant: 8

12

ALL GRANT CDCs

PK3 & PK4
Teacher PL
(30 hrs training + coaching)

Grant Centers: 9
Non-grant: 2

11

TRS DATA ON CHILD CARE IN SAN ANTONIO


Description	#
Total # of DFPS licensed child care centers within San Antonio city limits	513
Uncertified child care centers	459
Certified child care centers	54
By Star Level:	
➤ 2 Star Centers - 11	
➤ 3 Star Centers - 18	
➤ 4 Star Centers – 25	
Child care centers TRS is currently working with	13

89%

uncertified

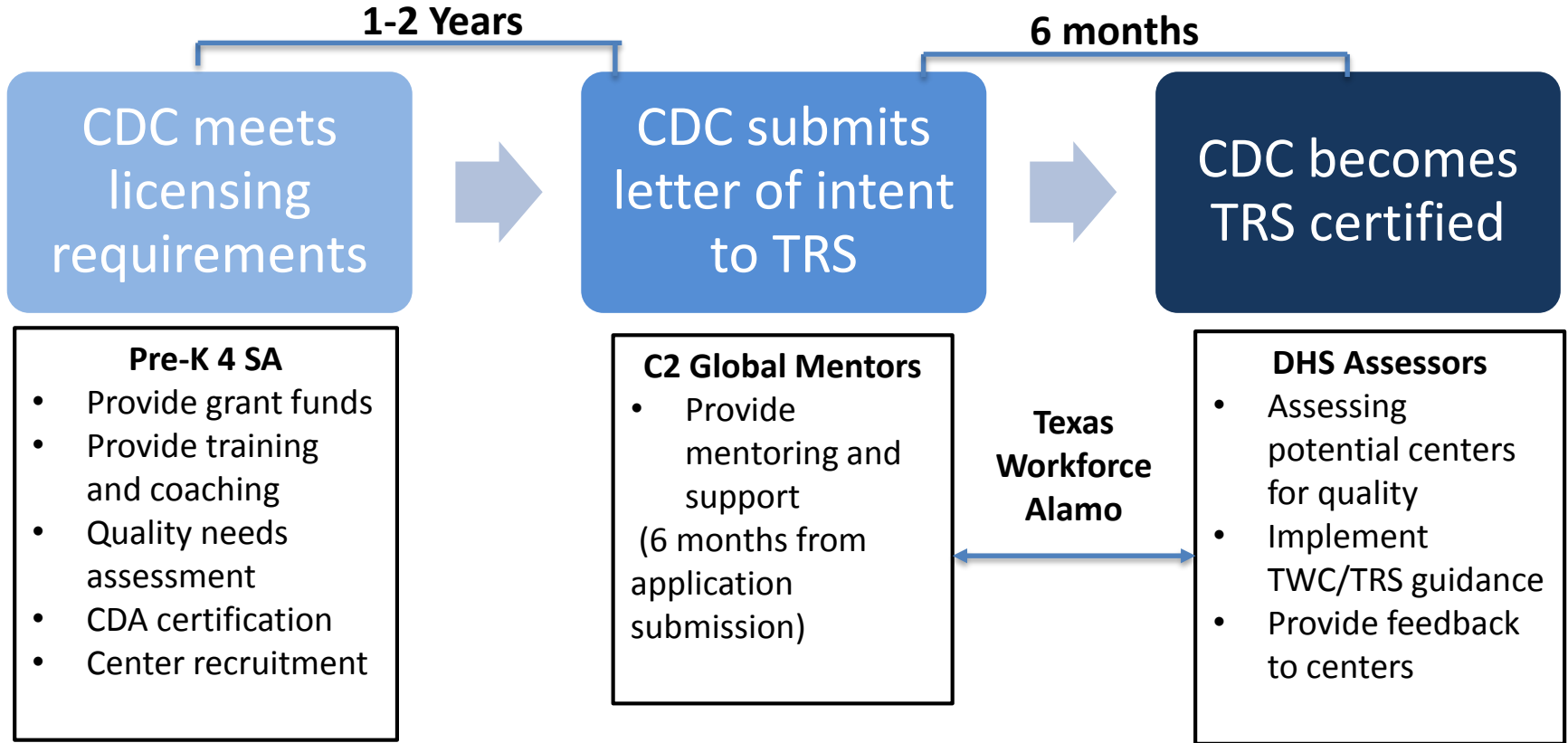


CHILD CARE PARTNERS



- Texas Workforce Alamo
- C2 Global – Texas Rising Star Mentors
- Department of Human Services (DHS) – Texas Rising Star Assessors
- DFPS Licensing
- United Way

TEXAS RISING STAR CERTIFICATION



CONTINUOUS QUALITY IMPROVEMENT COHORT – (CDC 1)



Collaboration with Texas Rising Star, TWF
Alamo, DHS Assessors, Licensing DFPS, UW

Recruitment through phone calls, personal
visits, email and social media

Commitment with centers to participate in
Continuous Quality Improvement Cohort

Participation in 10 sessions and 2 site visits
for a total of **200 training hours**

CHILD DEVELOPMENT CENTERS (CDC 1)

TRAINING



Leadership Academy

Director Training

- Directors of Texas Rising Star 3 or 4 Star centers
- 5 Sessions
- 10 Hours (Grants requirement)
- 2 observations
- 3 Consultative visits by Pre-K 4 SA PLS
- **Participants: 12 Centers**

CHILD DEVELOPMENT CENTERS (ALL CDCs)

TRAINING



Training Programs

Teacher Training

- 5 Sessions
- 30 Hours (Grants requirement) + 15 hours 1:1 coaching
- Pre-K 4 SA classroom observations
- Educators of Pre-K 4 SA Grants Awardees
- **Participants: 11 centers**

GRANT GOAL: INSTRUCTIONAL QUALITY



Goal 2: Instructional Quality

To improve the instructional quality in early childhood classrooms: b) through the programmatic use of the Classroom Assessment Scoring System (CLASS)

Grant Requirement:

- CLASS observation in 60% of grant-funded campuses
- Teachers receive 30 hours of early childhood professional learning

CLASSROOM ASSESSMENT SCORING SYSTEM (CLASS)



School Year	# of Agencies observed by Pre-K 4 SA	# of Classrooms observed by Pre-K 4 SA	# of CLASS Observers Trained
SY2016-17	5	18	0
SY2017-18	14	52	10
SY2018-19	20	125	31

HIGH-QUALITY PRE-K PILOT SERIES



SWISD and HISD participated in the PK4SA high-quality pre-kindergarten series

Teachers received:

- 30 hours of training
- 15 hours of 1:1 coaching
- \$2,000 materials + resources

Participants:

- SWISD: 6 classrooms
- HISD: 14 classrooms

Total: 20 classrooms



PRE-KINDERGARTEN INSTRUCTIONAL COACHES



District	# of Coaches
SAISD	2
Archdiocese	1
NISD	1
Total:	4

GRANT GOAL: DATA SHARING



Goal 3: Student Outcomes

To improve student learning and growth along the Pre-K through third grade continuum through common assessment and student outcome data sharing.

Grant Requirement:

- Submit beginning and end of year Pre-K student data
- K-3 reading level scores,
- Data for students previously attending Pre-K 4 SA

DATA SHARING

Awardee	Submitted Data
Archdiocese	✓
East Central ISD	✓
Edgewood ISD	✓
Islamic Academy	✓
Jubilee Academy	✓
North East ISD	✓
Northside ISD	✓
San Antonio ISD	✓
St. Mary Magdalen	✓
Southwest ISD	✓
Child Development Centers	✓

GRANT GOAL: LEADERSHIP



Goal 4: Pre-K – 3rd Alignment

To align curriculum and standards from Pre-K through third grade by providing professional learning for district and program leaders.

Grant Requirement:

- Leaders participate in **9 hours** of Pre-K 4 SA professional learning

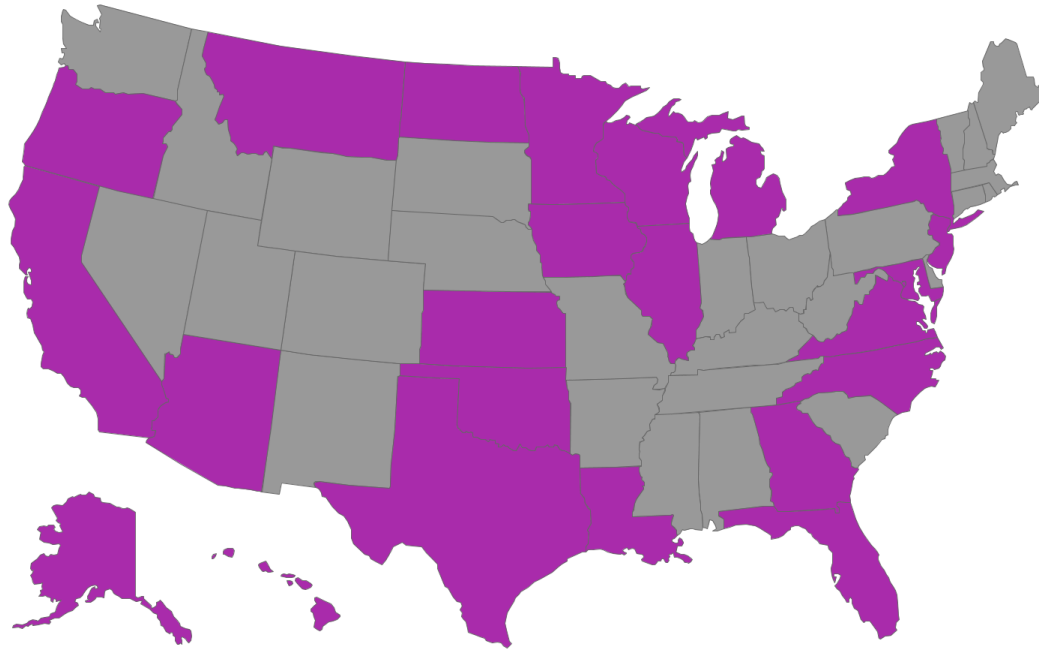
EARLY LEARNING LEADERSHIP



Leadership Training	# of Hours	# of Participants	Districts
NTC Early Learning Leadership Program (ELLP)	Year-Long 6-sessions (18 hours) + 2 site visits + Learning Walks	33	Edgewood ISD
		27	Harlandale ISD
PK4SA Early Learning Leadership Series	9 Hours 3-sessions + optional site visits	6	East Central ISD
		24	Northeast ISD
		11	Southwest ISD
	TOTAL	101	5

BUILDING STRONG BRAIN ARCHITECTURE





Today, the New Teacher Center supports over **7,500** mentors and coaches and **34,000** teachers, and is improving the learning of over **2,600,000** students across the country.

EARLY LEARNING INITIATIVE: FOUR MAIN FOCUS AREAS

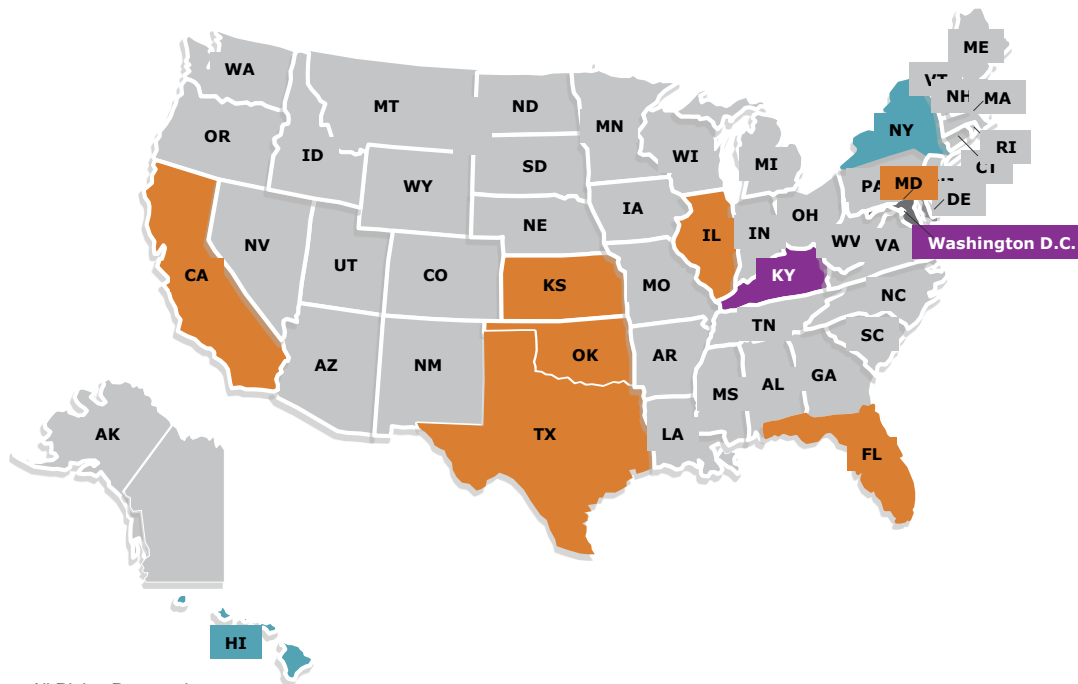


Current Leadership Reach

States	Districts/ Organizations	Principals/ Leaders	Classrooms	Students
7	19	239	720	33,473

CURRENTLY
San Antonio:

HISD and EISD
60 participating
principals,
district admin,
assistant
principals and
instructional
coaches



Current
Previous
Projected

GRANT GOAL: INNOVATION



Goal 6: High Quality Impact Pyramid

To increase the quality components of early education programs based on the High Quality Impact Pyramid.

Grant Requirement:

- Prioritizes purchases needed on the High Quality Impact Pyramid Tool

CURRICULAR INNOVATIONS



Innovation	District
Outdoor Learning 21 sites	<ul style="list-style-type: none">• HISD - 1• EISD - 1• ECISD - 6• NEISD - 1• Archdiocese -2• Mary Magadelene - 1• CDCs - 9
HighScope Curriculum 10 sites	<ul style="list-style-type: none">• ECISD – 6• EISD – 1• SAISD – 2• Jubilee – 1



Coming In 2020

Pre.K.4.SA
GRANTS
SHOWCASE





QUESTIONS?