TEST RESPOND CONTAIN

Weekly COVID-19 Update
Epidemiology Program

4/26/2020

CITY OF SAN ANTONIO
METROPOLITAN HEALTH DISTRICT

1,254	43	215	108	54	531
Total Cases Reported	Total Deaths Reported	Ever Hospitalized	Admitted to ICU	Mechanical Ventilation	Recovered

Cases of COVID-19 by Date of Illness Onset (n=1,073)[1] and Cumulative by Date Reported, Bexar County, 4/26/2020

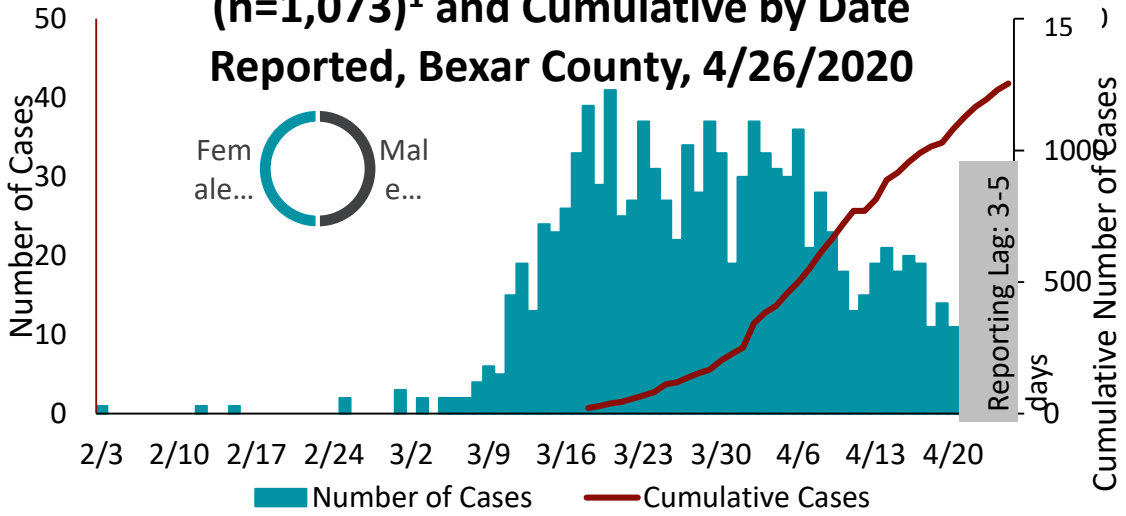

Percent of Cases by Race/ethnicity (n=1,174)

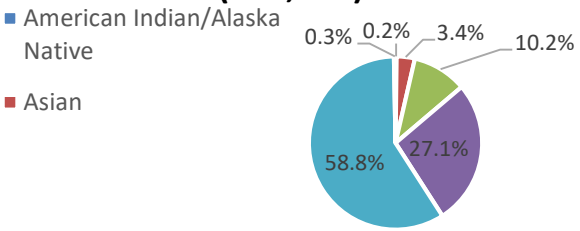

Cases by Age Group

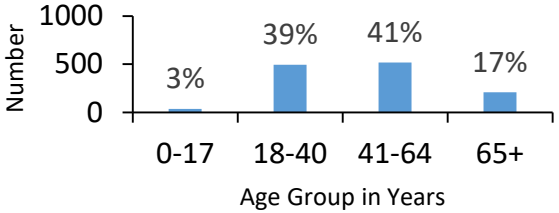

Median age – 46 years (age range: 0-100 years)

[1] Based on completed data as of 4/25/2020 at 8:00 PM; additional cases are under review.

Percent of Cases by Medical Facility Type (n=1,254)[1]

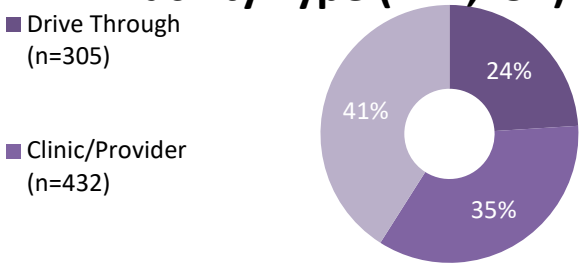

- 76% of tests are being conducted by medical provider
- 76% of cases are attributed to close contact and community transmission
- 42% of cases have recovered

Cases by Source of Exposure (n=1,254)

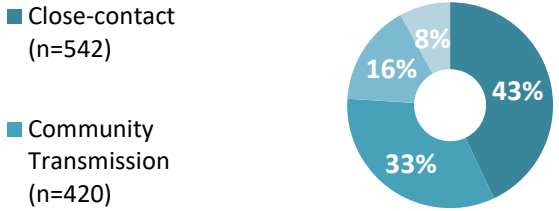

Number of Cases, Deaths, and Percent Positive Labs by Week

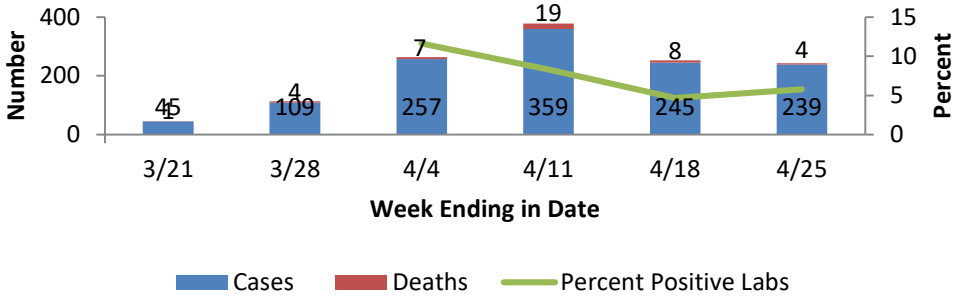

Case Disposition (n=1,254)

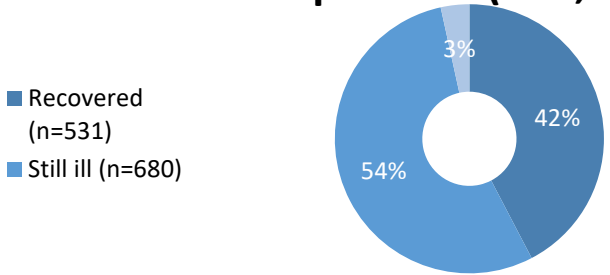

[1] Based on completed data as of 4/25/2020 at 8:00 PM; additional cases are under review.

COVID-19 (Internal Dashboards)

City of San Antonio

Metrics | Internal Surveillance | Screenings (Internal) | Assets | Enforcement | Responses

COVID-19 Indicators (Internal)

BEXAR COUNTY

EPI Curve
n=1,072
Onset Date

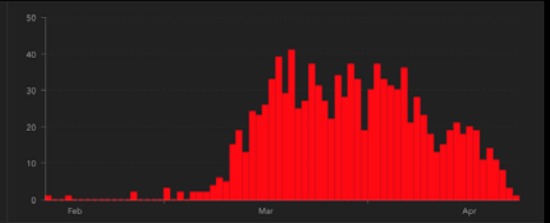

Cases
1,275
Reported Date

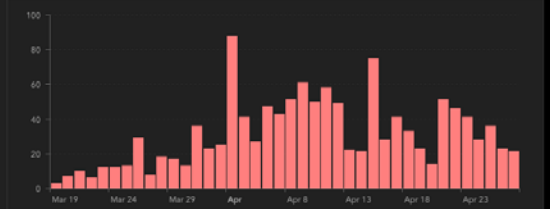

Deaths
44
Reported Date

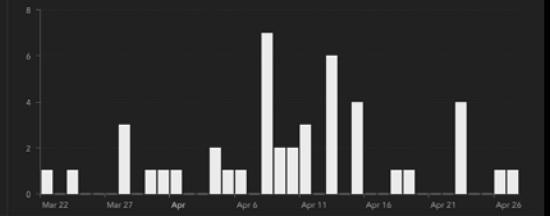

Active Cases
700
Reported Date

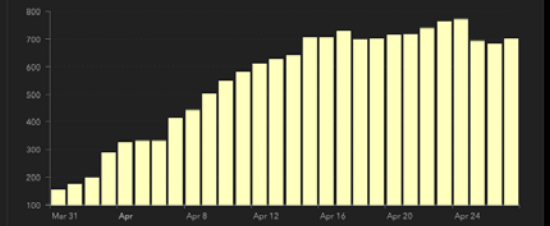

Testing	Ventilators	Staffed Beds
958 (0 – 1.6k)	77%	37.6%
Previous Day	Available	Available

POSITIVE PATIENTS
59

CURRENT ICU
34
COVID-19

CURRENT VENT
16
COVID-19

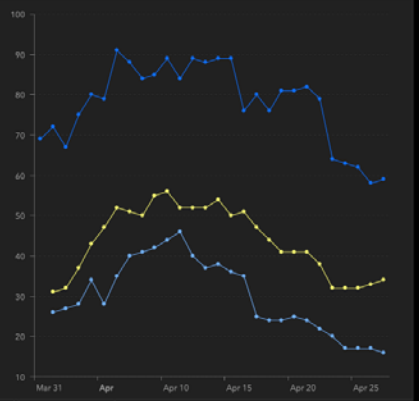

COVID Patients | Testing/Quarantine | Hospital Resources

EMS TRANS
10
Total 471

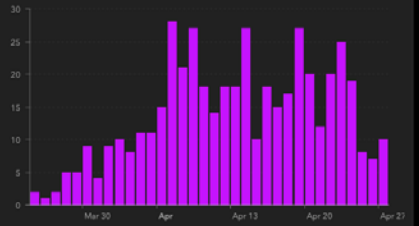

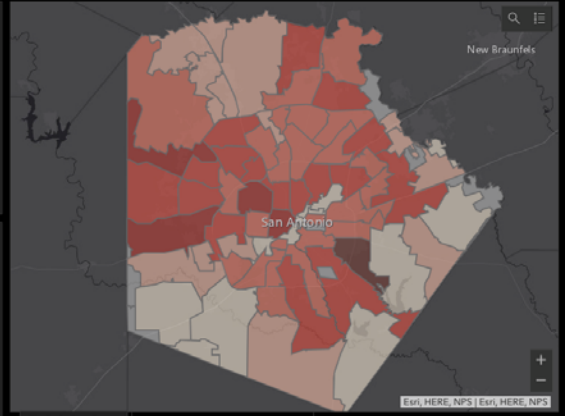

Zip Code Case Range | Case Rates Displayed over Case Ranges

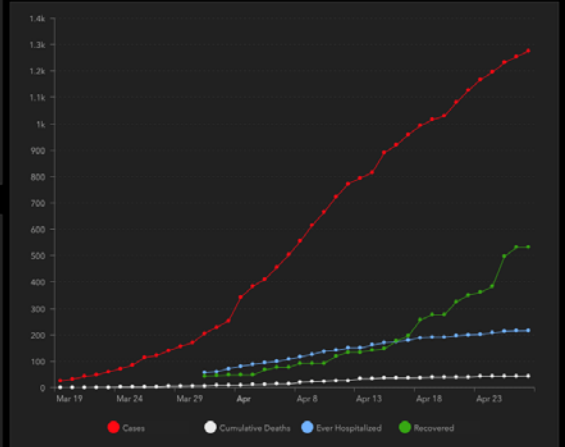

COVID-19 (Internal Dashboards)

City of San Antonio

Metrics | Internal Surveillance | Screenings (Internal) | Assets | Enforcement | Responses

COVID-19 Indicators (Internal)

BEXAR COUNTY

EPI Curve
n=1,072
Onset Date

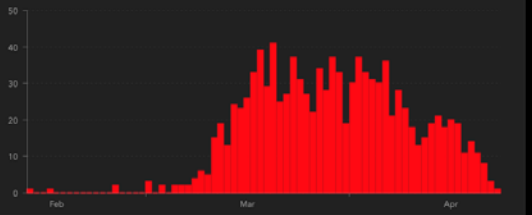

Cases
1,275
Reported Date

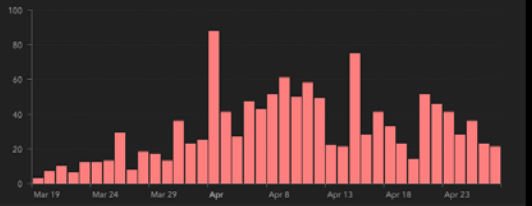

Deaths
44
Reported Date

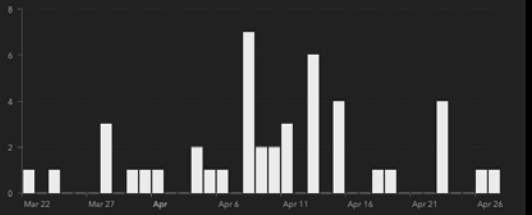

Active Cases
700
Reported Date

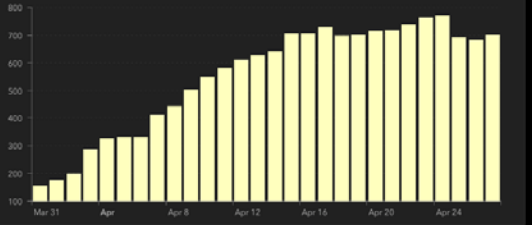

Testing	Ventilators	Staffed Beds
958 (0 – 1.6k)	77%	37.6%
Previous Day	Available	Available

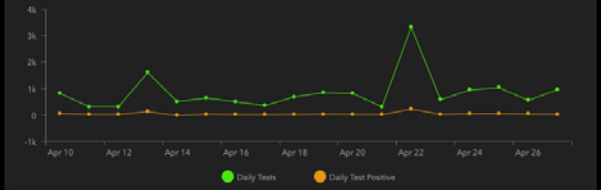

Ever Quarantine
446
COVID-19

Quarantine
446
COVID-19

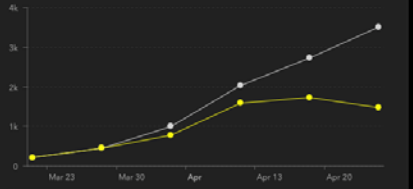

COVID Patients | Testing/Quarantine | Hospital Resources

EMS TRANS
10
Total 471

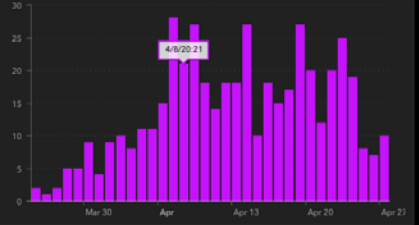

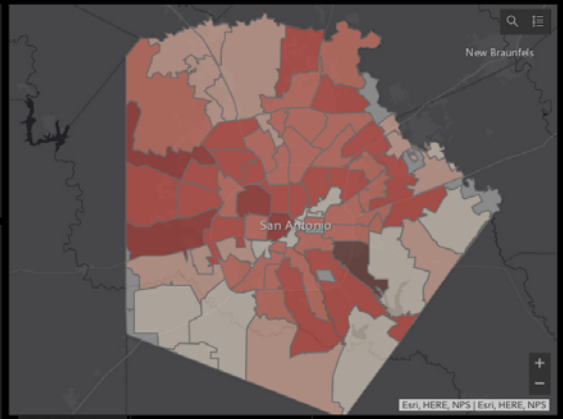
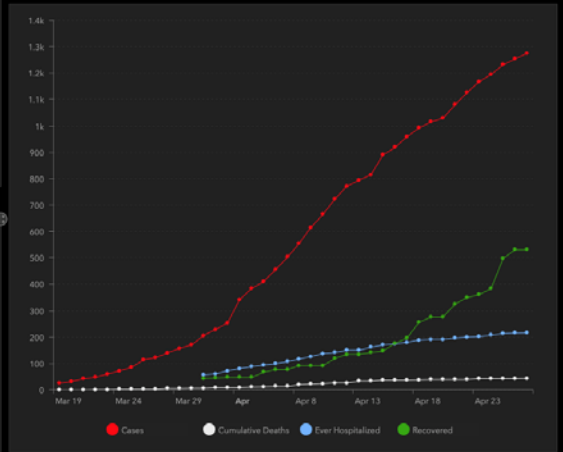
Zip Code Case Range | Case Rates Displayed over Case Ranges