HISTORIC AND DESIGN REVIEW COMMISSION
May 20, 2020

HDRC CASE NO:	**2020-183**
ADDRESS:	1804 S ST MARYS ST
LEGAL DESCRIPTION:	NCB 2979 BLK LOT 22 LUNA'S GLASS WORKS SUBD
ZONING:	IDZ,HS
CITY COUNCIL DIST.:	1
LANDMARK:	Commercial Building
APPLICANT:	David Quinn/Shade TX Sombrilla
OWNER:	CERVANTES JULIO CAESAR & ANA GLORIA
TYPE OF WORK:	Installation of storefront awning
APPLICATION RECEIVED:	April 13, 2020
60-DAY REVIEW:	Not applicable due to City Council Emergency Orders
CASE MANAGER:	Stephanie Phillips

REQUEST:

The applicant is requesting a Certificate of Appropriateness for approval to install one fire retardant fabric awning, approximately 27-feet by 3-feet, with a 3-foot projection at the commercial block addressed 1804 S St Marys.

APPLICABLE CITATIONS:

Historic Design Guidelines, Chapter 6, Guidelines for Signage

1. General
A. GENERAL
i. *Number and size*—Each building will be allowed one major and two minor signs. Total requested signage should not exceed 50 square feet.
ii. *New signs*—Select the type of sign to be used based on evidence of historic signs or sign attachment parts along the building storefront where possible. Design signs to respect and respond to the character and/or period of the area in which they are being placed. Signs should identify the tenant without creating visual clutter or distracting from building features and historic districts.
iii. *Scale*—Design signage to be in proportion to the facade, respecting the building's size, scale and mass, height, and rhythms and sizes of window and door openings. Scale signage (in terms of its height and width) to be subordinate to the overall building composition.
B. HISTORIC SIGNS
i. *Preservation*—Preserve historic signs, such as ghost signs or other signs characteristic of the building's or district's period of significance, whenever possible.
ii. *Maintenance*—Repair historic signs and replace historic parts in-kind when deteriorated beyond repair.
C. PLACEMENT AND INSTALLATION
i. *Location*—Place signs where historically located and reuse sign attachment parts where they exist. Do not erect signs above the cornice line or uppermost portion of a facade wall, or where they will disfigure or conceal architectural details, window openings, doors, or other significant details.
ii. *Obstruction of historic features*—Avoid obscuring historic building features such as cornices, gables, porches, balconies, or other decorative elements with new signs.
iii. *Damage*—Avoid irreversible damage caused by installing a sign. For example, mount a sign to the mortar rather than the historic masonry.
iv. *Pedestrian orientation*—Orient signs toward the sidewalk to maintain the pedestrian oriented nature of the historic districts.
D. DESIGN
i. *Inappropriate materials*—Do not use plastic, fiberglass, highly reflective materials that will be difficult to read, or other synthetic materials not historically used in the district.
ii. *Appropriate materials*—Construct signs of durable materials used for signs during the period of the building's construction, such as wood, wrought iron, steel, aluminum, and metal grill work.

iii. *Color*—Limit the number of colors used on a sign to three. Select a dark background with light lettering to make signs more legible.
iv. *Typefaces*—Select letter styles and sizes that complement the overall character of the building façade. Avoid hard-to-read or overly intricate styles.
E. LIGHTING
i. *Lighting sources*—Use only indirect or bare-bulb sources that do not produce glare to illuminate signs. All illumination shall be steady and stationary. Internal illumination should not be used.
ii. *Neon lighting*—Incorporate neon lighting as an integral architectural element or artwork appropriate to the site, if used.
F. PROHIBITED SIGNS
i. An abbreviated list of the types of signs prohibited within San Antonio's historic districts and on historic landmarks is provided below. Refer to UDC Section 35-612(j) and Chapter 28 of the Municipal Code for more detailed information on prohibited signs.
Billboards, junior billboards, portable signs, and advertising benches.
Pole signs.
Revolving signs or signs with a kinetic component.
Roof mounted signs, except in the case of a contributing sign.
Digital and/or LED lighted signs, not to include LED light sources that do not meet the definition of a sign.
Moored balloons or other floating signs that are tethered to the ground or to a structure.
Any sign which does not identify a business or service within the historic district or historic landmark.
Any non-contributing sign which is abandoned or damaged beyond 50 percent of its replacement value, including parts of old or unused signs.
Notwithstanding the above, signs designated as a contributing sign or structure by the historic preservation officer shall not be prohibited unless or until such designation is revoked.
G. MULTI-TENANT PROPERTIES
i. *Signage Plan*—Develop a master signage plan or signage guidelines for the total building or property.
ii. *Directory signs*—Group required signage in a single directory sign to minimize visual color and promote a unified appearance.

2. Awning and Canopy Signs
A. GENERAL
i. *Appropriate usage*—Limit the use of awning and canopy signs to building forms that historically used awnings, most typically commercial storefronts and apartment buildings.
ii. *Placement*—Place signs on the awning or canopy valance, the portion that is parallel with the window.
iii. *Mounting*—Install awning hardware in a manner that does not damage historic building elements or materials.
B. DESIGN
i. *Materials*—Fabricate awnings using fire-resistant canvas in a color that is appropriate to the period of the building.
ii. *Shape*—Select awning shapes that reflect the door or window openings they cover. Limit valances to approximately eight to twelve inches in length.
iii. *Lettering and symbols*—Lettering should generally be placed on the valance portion of the awning.
C. LIGHTING
i. *Internal illumination*—Do not use internal illumination or other techniques that cause awnings to glow; however, illumination may be concealed in the awning to provide directional light to illuminate sidewalks or storefronts.
D. METAL CANOPIES
i. *Placement*—Do not mount new signs or letters on historic metal canopies in a manner that destroys or conceals historic materials.

FINDINGS:

a. The primary structure located at 1804 S St Marys is a 2-story commercial block constructed circa 1920. The structure features a brick façade, traditional storefront fenestration, and evidence of tie rods for a first for metal awning. The structure is an individually listed local landmark.
b. AWNING – The applicant has request to install an awning above the first floor storefront. The awning is proposed to be constructed of weather resistant fabric with a 3 foot projection. According to the Historic Design

Guidelines, canopy and awning elements should be limited to buildings that historically had them, and missing features should be restored with evidence of an original configuration. Per Google Street View, a metal canopy sign with ties existed on this structure through 2011 and was subsequently removed. The canopy design and material is consistent with historic precedents. Staff finds that the applicant should replicate the prior metal canopy as closely as possible to be consistent with the Guidelines. Staff does not find the fabric awning appropriate given clear evidence of a more appropriate condition.

RECOMMENDATION:

Staff does not recommend the fabric awning as proposed based on finding b. Staff finds that the applicant should install a metal canopy with ties that closely resembles the previous canopy as evidenced in Google Street View photos from as recent as 2011.

City of San Antonio One Stop



May 26, 2020

1:1,000

0 0.01 0.02 0.04 mi

0 0.0175 0.035 0.07 km

City of San Antonio GIS
Copyright 5-26-2020

SOUTHTOWN BARBERS
BARBER & BEAUTY
1804
SOUTHTOWN BARBERS
BARBER & BEAUTY
HOURS
Sunday & Monday
Closed
Tuesday - Friday
SOUTHTOWN BARBERS
BARBER & BEAUTY
SATURDAY'S BY
APPOINTMENT ONLY
210-462-3532
½
PIHONOU
A
DELIGHT
WITH
DRINKS!

SOUTHTOWN BARBERS
BARBER & BEAUTY
STOP
S St Mary's St

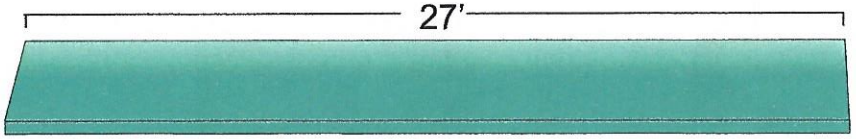

FRONT VIEW

54'

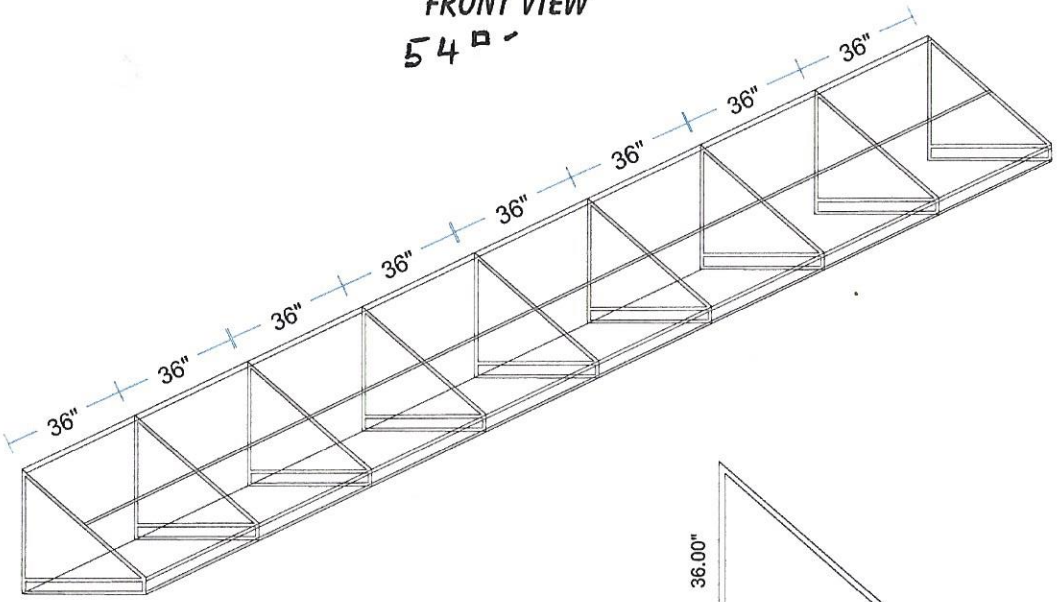

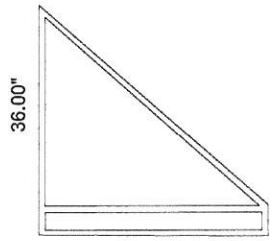

SIDE FRAME VIEW





WELDED MILL FINISH 1"X 1"X.125 ALUMINUM SQUARE TUBING FRAME
WITH 1"X1"X.125 MP1-A SQUARE ALUMINUM STAPLE TUBING FOR FABRIC ATTACHMENT
PERSIAN GREEN SHADE FABRIC

DATE: 3-15-2020
CUSTOMER: Eagle Tax Group
SALES REP: DAvid Quinn
DESIGNER: ART

NOTES: Alaminum welded Tube frame Sunbrella Fabric

SOMBRILLA SHADE

Select State Texas

Zip Code:

78070

Primary Phone:

210. 831. 5501

E-Mail:

sales@shadetx.com

Description of Request(s)

Work Types - Select all that apply (Press Ctrl Key to select multiple):

ADA improvements/modifications
Addition
Antenna/satellite
Awnings ✓ qty: 1
B-cycle
Balcony
City Incentives -- Fee Waivers
City Incentives -- World Heritage Offi

Provide a detailed description of each request item associated with your project:

Qty: 1. Fire retardant fabric awning
size. 27' 0" WIDE x 3'0" Drop x 3'0" projection.
closed wings. Fixed Front Double Bar. 6"
Fabric color: Persian Green. 6043.
American Flame coat. Fire retardant treatment.
Aluminum welded tube frame.
Fabric staple stitch.
NO graphics.
NO electrical.
'Z' clip with masonry brick anchors.

○ **Conceptual Review** ◉ **Final Review**

S St Marys St
STOP
PICOSOS
A
DELIGHT
WITH

S.A. CYCLES
OPEN
GLASS WORKS
A DELIGHT WITH DRINKS!