



# FY 2020 Mid-Year Budget Review

City Council “A” Session  
May 28, 2020

Presented by: María Villagómez, Deputy City Manager

# Presentation Overview

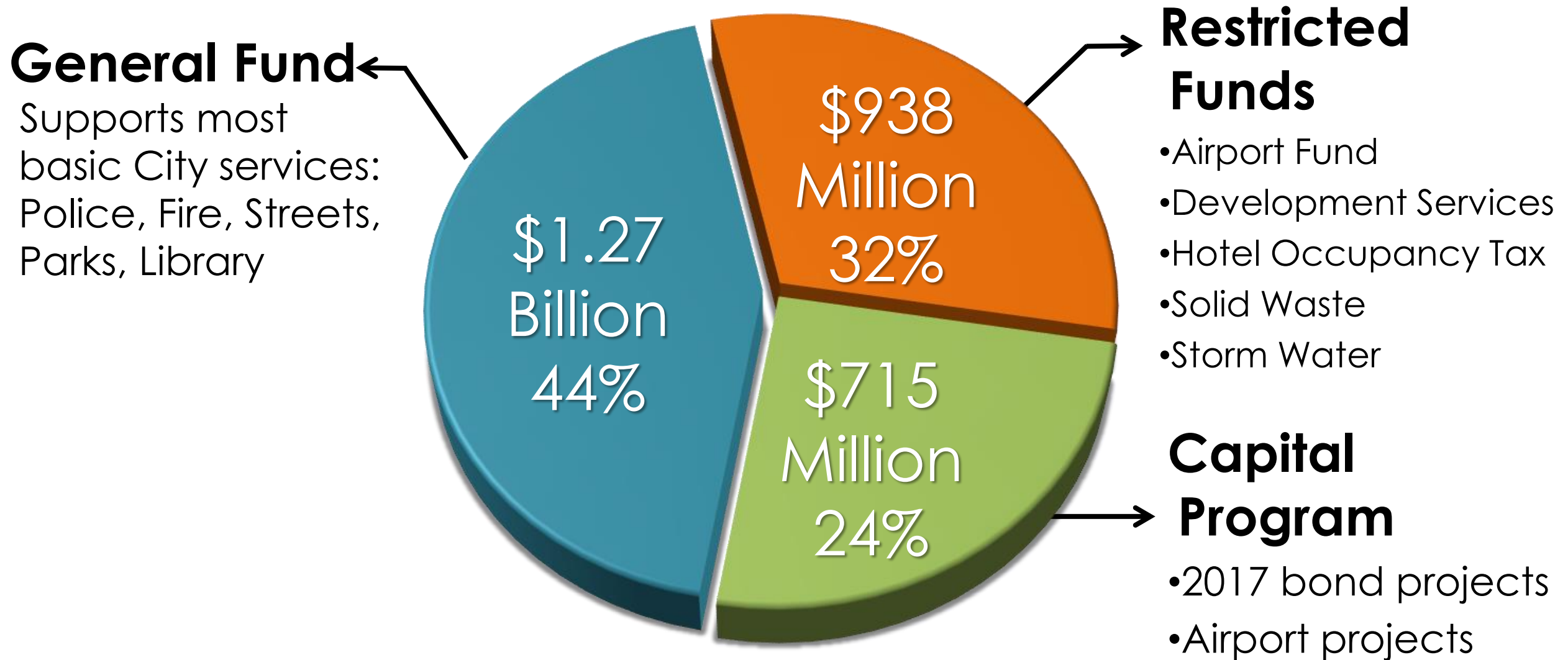


FY 2020 Budget Update  
General Fund & Restricted Funds

COVID-19 Financial Update

Mid-Year Budget Adjustment

# Total FY 2020 City Budget \$2.9 Billion



# FY 2020 COVID-19 City Revenue Impact

**\$198.6  
Million**

**FY 2020 Preliminary  
Revenue Loss**



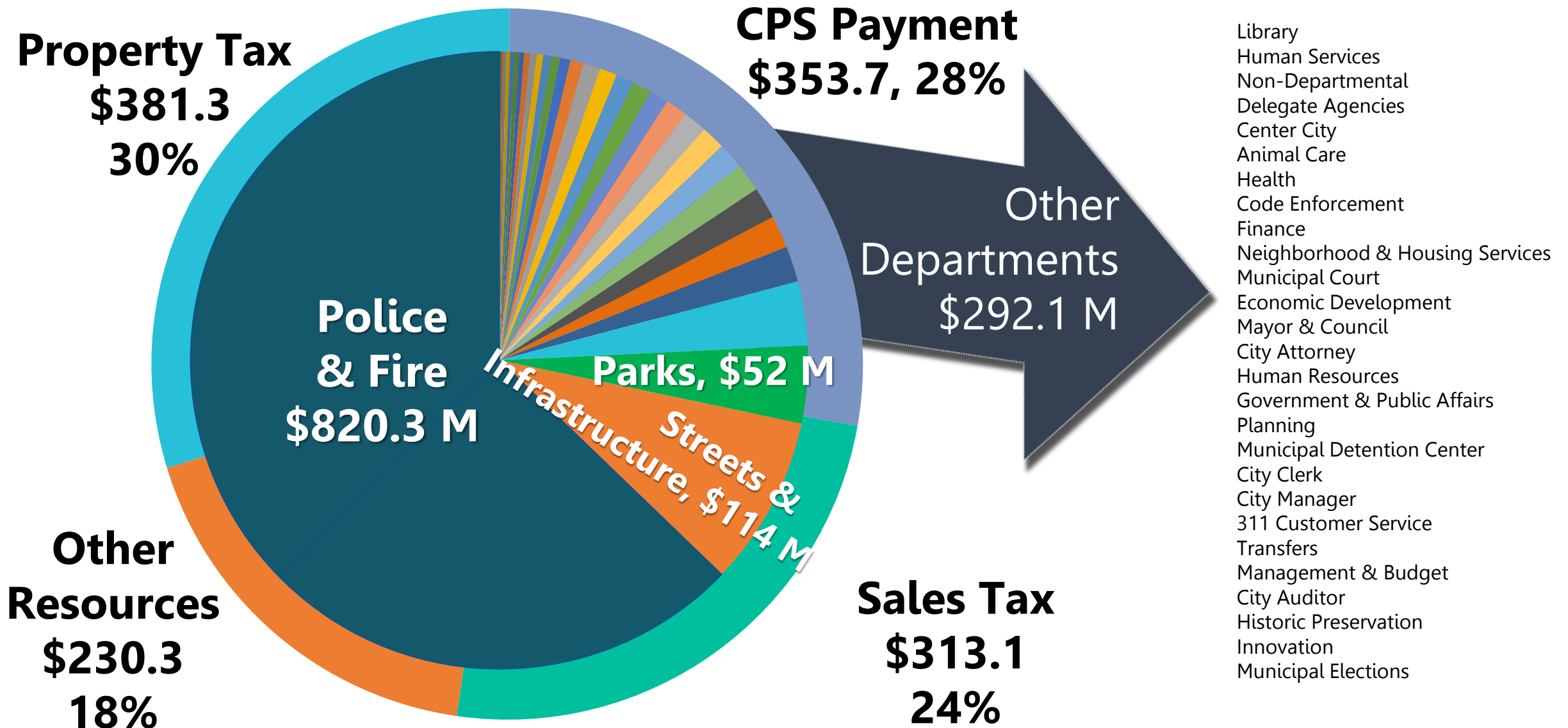
\$84.4 Million  
General Fund

\$114.2 Million  
Restricted Funds

Measures taken to keep budget balance in the General Fund and restricted funds



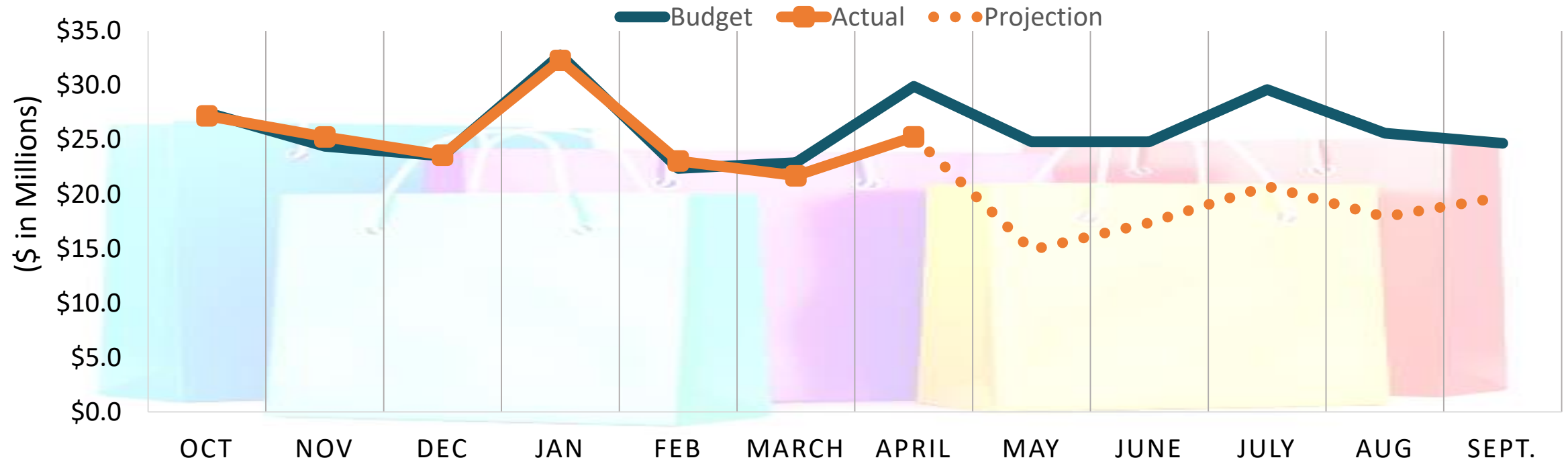
# FY 2020 General Fund Budget: \$1.27 Billion



# FY 2020 General Fund Revenue Update

Revenue Source (\$ in Millions)	FY 2020 Budget	Oct to April Variance	Oct to Sept Variance
Property Tax	\$381	\$0	\$0
Sales Tax	\$313	(\$5.3)	(\$44.1)
CPS Energy	\$354	(\$6.0)	(\$14.6)
Other	\$218	(\$1.4)	(\$25.7)
<b>Total</b>	<b>\$1,266</b>	<b>(\$12.7)</b>	<b>(\$84.4)</b>

# FY 2020 Sales Tax Revenue



FY 2020 (\$ in Millions)	FY 2020 Budget	Actuals/Projections (Oct to April)	Variance
October to April	\$183.6	\$178.3	(\$5.3)
May to September	\$129.5	\$90.7	(\$38.8)
<b>Total</b>	<b>\$313.1</b>	<b>\$269.0</b>	<b>(\$44.1)</b>

# FY 2020 Other General Fund Revenues

FY 2020 (\$ in Millions)	Budget	Oct to April Variance	Oct to Sept Variance
History and Preservation (HOT Tax)	\$11.5	(\$0.9)	(\$5.6)
Recreation and Culture including River barge revenue	\$17.6	(\$2.5)	(\$7.2)
Interest on time Deposits	\$7.2	(\$0.5)	(\$2.2)
EMS Transports, Towing, Alarm Fees	\$43.5	(\$1.0)	(\$6.5)
Other revenues	\$137.9	\$3.5	(\$4.2)
<b>Total</b>	<b>\$218</b>	<b>(\$1.4)</b>	<b>(\$25.7)</b>



# FY 2020 General Fund Mid-Year Request

## Add funds for a Modified Outdoor Pool Season: \$322,000

- Pool Season: July 3 to August 9
- 11 Targeted Pools
  - All pools open weekends
  - Rotating schedules during week
  - Operated at 25% Capacity

# FY 2020 General Fund Mid-Year Budget Adjustment

Programs Suspended/Delayed	(\$83) Million
COVID-19 Reimbursement	(7.8) Million
Department Savings	(4.5) Million
Add funds for Fire CBA	10.4 Million
<b>Total Mid Year Budget Adjustment</b>	<b>(\$85.0) Million</b>

# FY 2020 General Fund Year End Projection



**\$15 M**  
Additional Ending  
Balance for  
FY 2019



**(\$84.4 M)**  
Less Revenue  
in FY 2020



**(\$85 M)**  
Mid-Year  
Adjustments

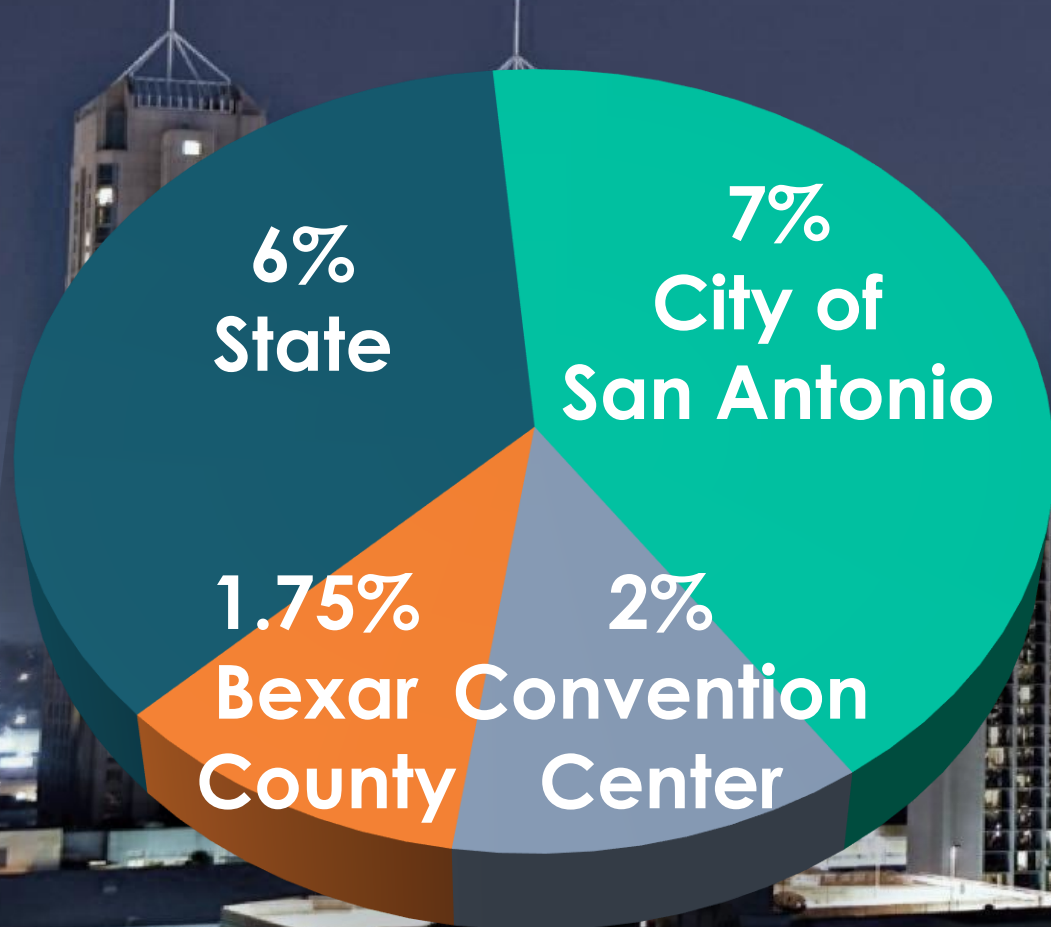


**\$15.6 M**  
Ending Balance  
for FY 2020

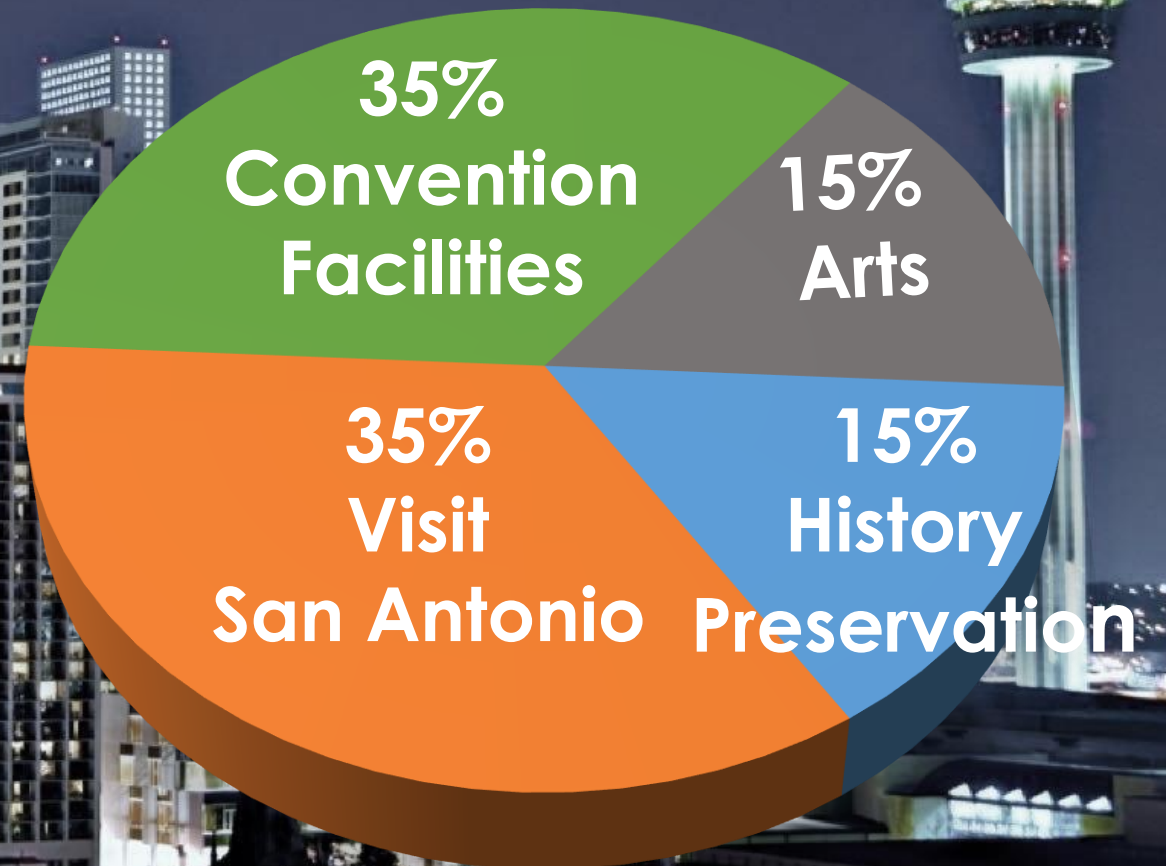


# Hotel Occupancy Tax Rate

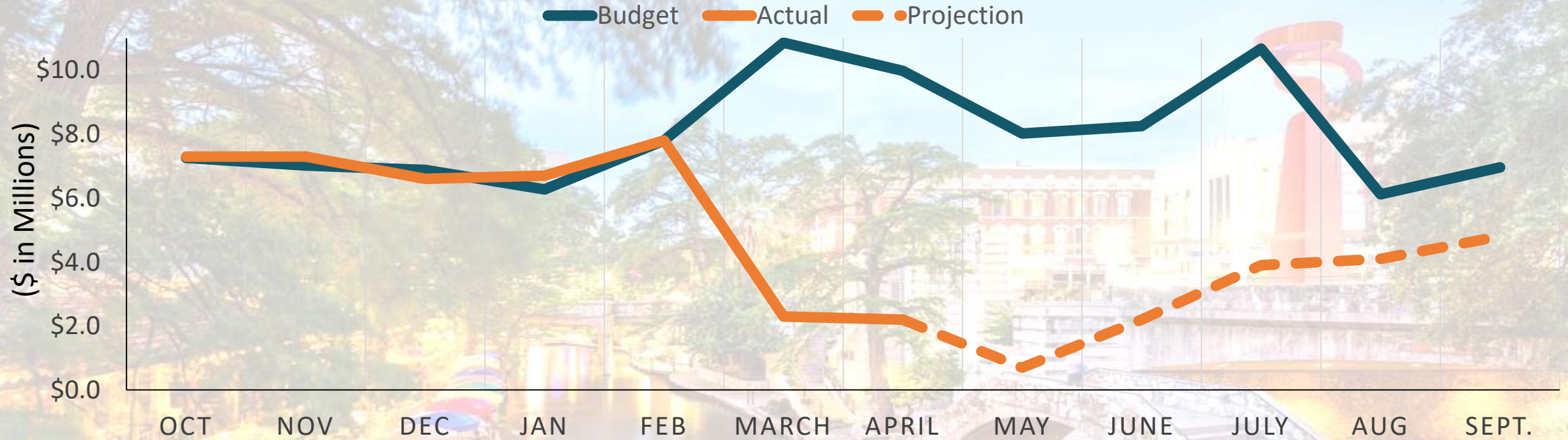
**HOT Rate: 16.75%**



**COSA HOT Tax Allocation**



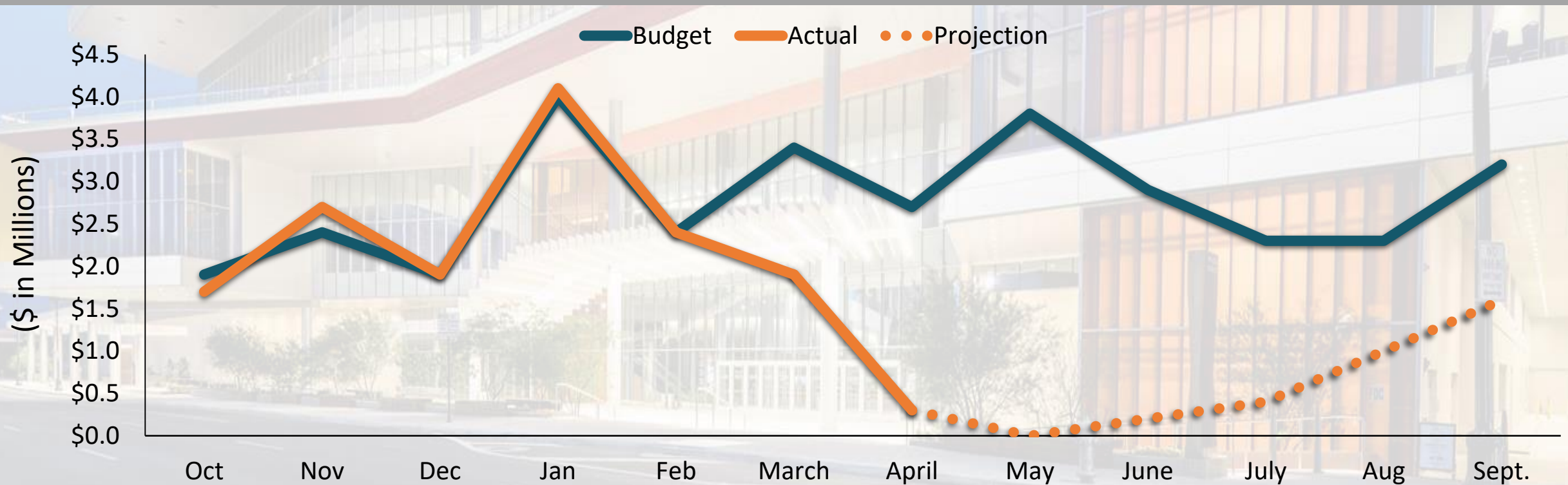
# FY 2020 Hotel Occupancy Tax Revenues



FY 2020 (\$ in Millions)	FY 2020 Budget	Actuals/Projections (Oct to April)	Variance
October to April	\$56.1 M	\$40.2 M	(\$15.9 M)
May to September	\$40.0 M	\$15.8 M	(\$24.2 M)
<b>Total</b>	<b>\$96.1 M</b>	<b>\$56.0 M</b>	<b>(\$40.1 M)</b>



# Convention Center & Alamodome Revenue



FY 2020 (\$ in Millions)	FY 2020 Budget	Actuals/Projections (Oct to April)	Variance
October to April	\$18.7 M	\$15.1 M	(\$3.6 M)
May to September	\$14.5 M	\$3.3 M	(\$11.2 M)
<b>Total</b>	<b>\$33.2 M</b>	<b>\$18.4 M</b>	<b>(\$14.8 M)</b>

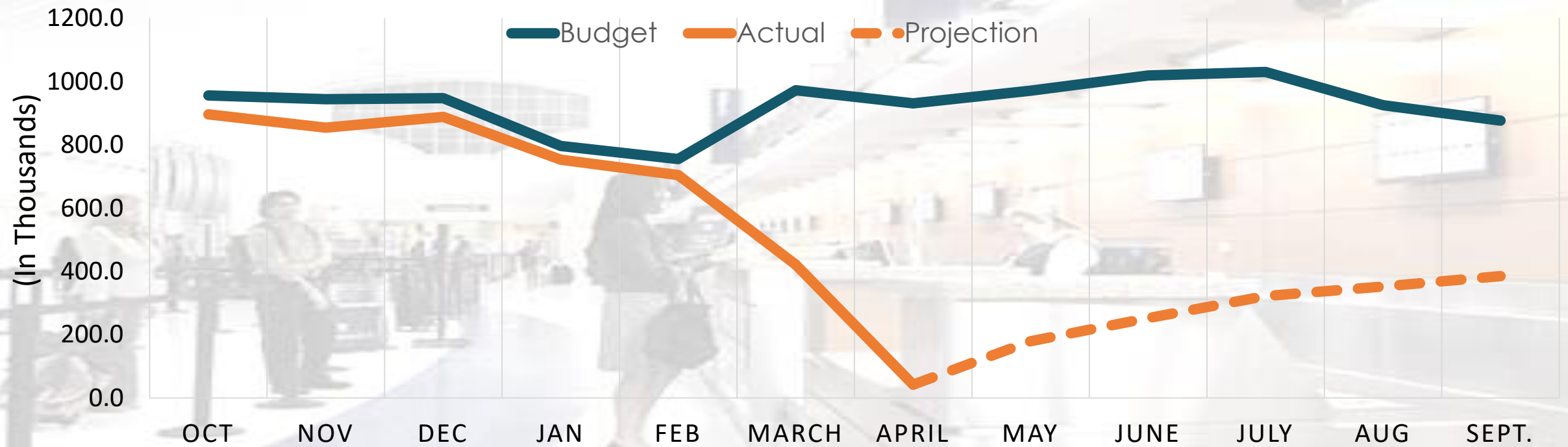
# Mid-Year Budget Adjustment

Revenue Source (\$ in Millions)	FY 2020 Budget	Reduction	% of budget
Convention Facilities	\$54.4	(\$16.4)	-30%
Visit San Antonio	\$24.9	(\$7.5)	-30%
Arts & Culture	\$10.7	(\$2.3)	-22%
History & Preservation	\$10.7	(\$5.3)	-50%
International Affairs	\$0.786	(\$0.229)	-29%
Use of Contingency & Transfer of Capital Projects to Property Tax Debt Fund		(\$23.2)	
Hosting Obligations and Film Incentives		(\$2.6)	
<b>Total</b>		<b>(\$57.5)</b>	

# Airport Funds Revenue Impact

Revenue Source (\$ in Millions)	FY 2020 Budget	Projection	Variance
Operating Revenues	\$112.1	\$85.2	(\$26.9)
Passenger Facility Charge	\$21.5	\$10.9	(\$10.6)
Customer Facility Charge Revenue	\$14.9	\$9.2	(\$5.7)
<b>Total</b>	<b>\$148.5</b>	<b>\$105.3</b>	<b>(\$43.2)</b>

# Airport Passengers – FY2020



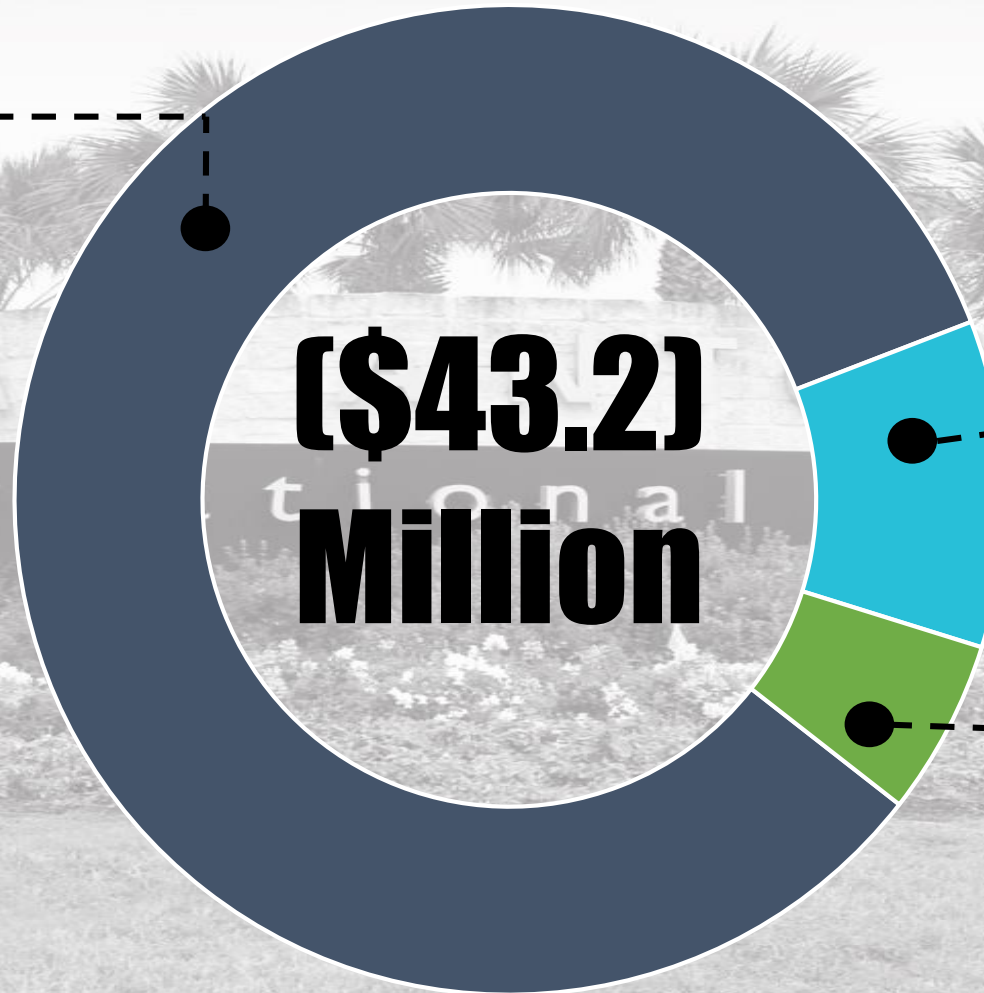
FY 2020 (In Millions)	FY 2020 Budget	Actuals/Projections	Variance
October to April	6.3	4.5	(1.8)
May to September	4.8	1.5	(3.3)
<b>Total</b>	<b>11.1</b>	<b>6.0</b>	<b>(5.1)</b>



# Airport – FY 2020 Mid-Yr Budget Adjustment

## Operating Fund Programs Suspended/Delayed (\$26.9) Million

- Hiring Freeze and suspend temporary services
- Marketing, utilities, commodities, and non-essential building maintenance
- Airline Incentives
- Capital Improvements



## Passenger Facility Charge (\$10.6) Million

- Use of pay-as-you go fund to make debt service payment
- Reduction to future capital projects

## Customer Facility Charge (\$5.7) Million

- Use of fund balance
- Reduction to CFC Fund



# Other Restricted Funds – \$16.1 Million Revenue Loss

Fund	FY 2020 Adopted Budget	FY 2020 Projections	Variance
Advanced Transportation District	\$18.8	\$16.5	(\$2.3)
Linear Greenways and Aquifer	\$39.6	\$34.0	(\$5.6)
Development Services	\$37.8	\$36.8	(\$1.0)
Parking	\$11.3	\$7.6	(\$3.7)
Market Square	\$3.0	\$1.6	(\$1.4)
Child Safety	\$2.2	\$2.1	(\$0.1)
Juvenile Case Manager	\$0.8	\$0.4	(\$0.4)
Municipal Court Technology	\$0.7	\$0.5	(\$0.2)
Municipal Court Security	\$0.6	\$0.3	(\$0.2)
Stormwater Regional Facilities	\$9.0	\$7.8	(\$1.2)



# Other Mid-Year Adjustments



# COVID – 19 Ratification of Grants



**\$361 Million**

In Grants awarded to City

---

**\$347 Million**

Grants appropriated and  
ratified with Mid-Year  
Budget Adjustment

# COVID – 19 Ratification of Grants

**\$347 Million**

in Grants Ratified and Appropriated with Mid-Year Budget Adjustment

<b>\$270 M</b> Coronavirus Relief Fund	<b>\$51M</b> Airport	<b>\$3.5 M</b> Public Health	<b>\$18.1 M</b> Child Care Services
<b>\$2.9 M</b> Community Services Block Grant	<b>\$1.3 M</b> Head Start Grants	<b>\$400K</b> Senior Nutrition	<b>\$80 K</b> Financial Empowerment

# COVID – 19 Grants

**\$14 Million**

**Grants already Approved and Appropriated by City Council**

**\$7.7 M**

Community  
Development  
Grant (CDBG)  
Used for Housing  
Emergency  
Assistance  
Program

**\$3.9 M**

Emergency  
Solutions Grant  
(ESG) for Homeless  
Assistance

**\$2.3 M**

Byrne Justice  
Assistance Grant  
Program  
For SAPD  
Personnel and  
Supplies

**\$393K**

EMS Relief Fund for  
Healthcare Providers  
to offset cost of EMS



# COVID – 19 Ratification of Emergency Purchases

## Emergency Purchases for \$10.7 Million Paid with Federal Grants



Personal Protective  
Equipment (PPE)



Hand Sanitizer



Lab Services (Testing)



Vehicles for Testing  
and Other Equipment



Cleaning Supplies and  
Decontamination  
Equipment



Hotels for COVID  
Positive & High Risk  
Homeless

# Recommended Abatement/Deferral of Revenue

General Fund	Airport Fund	Restricted Funds
4-Month Rent Abatement (April to July)	90-Day Deferral and pay back over 12 months	A. 4-Month Rent Abatement (April to July) B. 2-Month Parking Lease Abatement (April and May) C. Free Public Parking: June to August on weekends & from 5pm to 2am on weekdays D. Convention Facilities
<ul style="list-style-type: none"> <li>✓ International Center (Sushi Zushi, Biga and SAEDF)</li> <li>✓ La Villita</li> </ul>	<ul style="list-style-type: none"> <li>✓ Airline Revenues: \$6 Million</li> <li>✓ Ground/Building Leases: \$2.4 Million</li> <li>✓ Concession Agreement: \$159,230</li> </ul>	<ul style="list-style-type: none"> <li>✓ Market Square Rent Abatement &amp; Riverwalk Leases (4 Months)</li> <li>✓ Parking contracts and retail (2 month Abatement)</li> <li>✓ San Antonio Missions Rent Abatement if Season Suspended</li> <li>✓ San Antonio Sports Rent Abatement at Alamodome</li> </ul>
<b>\$200,000 (FY 2020 Impact)</b>	<b>No Impact payback over 12 months</b>	<b>\$1.7 Million (FY 2020 Impact)</b>

# Next Steps in FY 2021 Budget Process



# Conclusion



- Tremendous amount of uncertainty
- Unprecedented Economic Disruption
- With actions taken by City Manager, the General Fund remains balanced for FY2020 today
- Budget Challenges for FY 2021





# FY 2020 Mid-Year Budget Review

City Council “A” Session  
May 28, 2020

Presented by: María Villagómez, Deputy City Manager