

PROPOSED FY 2021 OPERATING & CAPITAL BUDGET

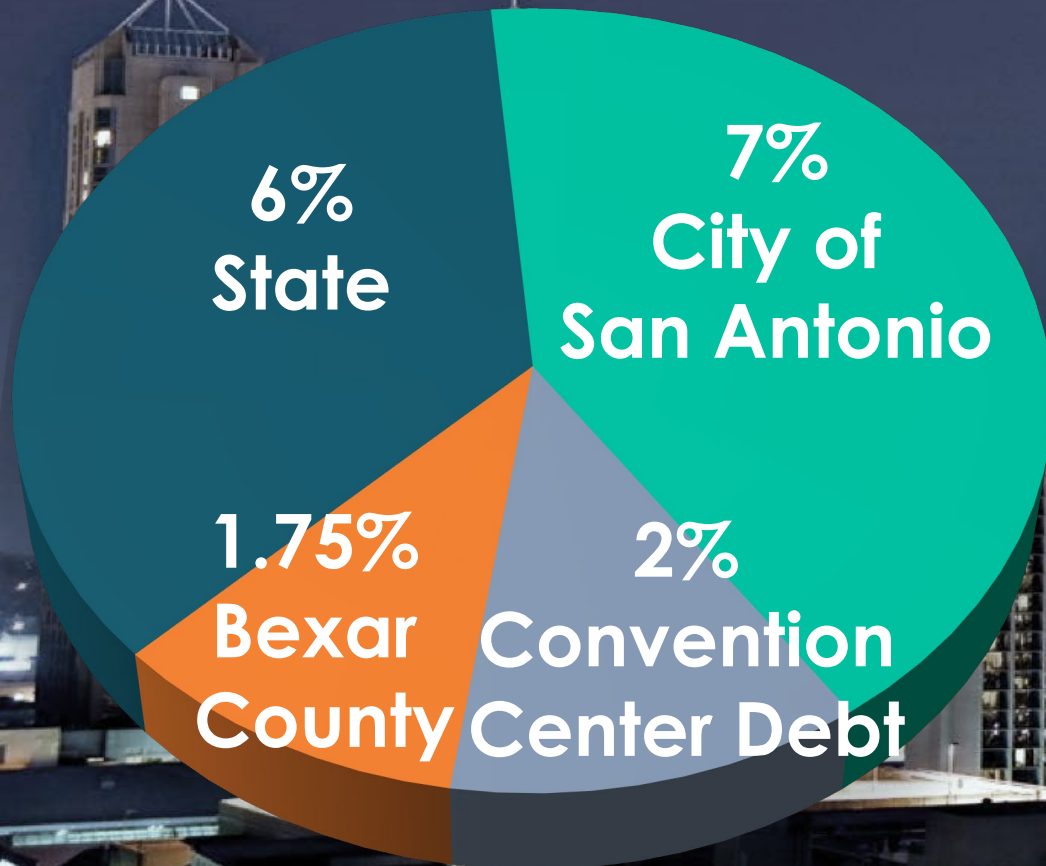
Hotel Occupancy Tax Fund
Budget Worksession
August 26, 2020



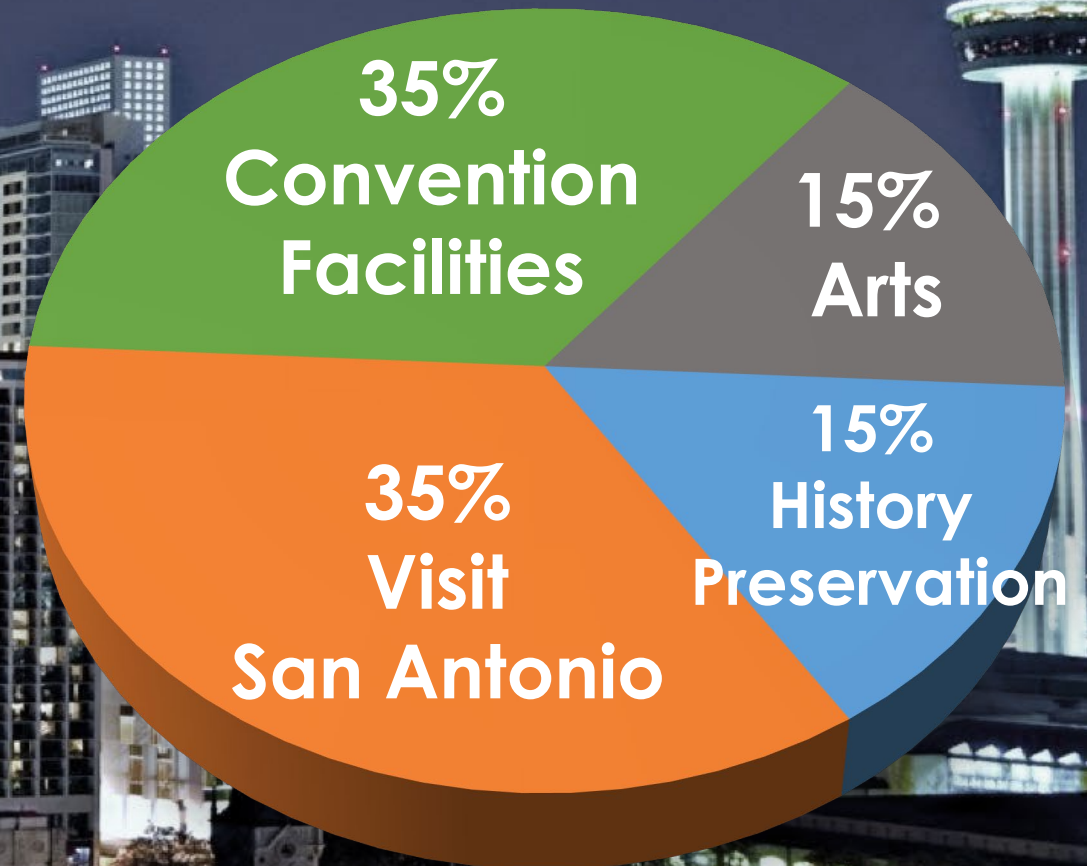
Presented by: Ben Gorzell, Chief Financial Officer

Hotel Occupancy Tax Rate

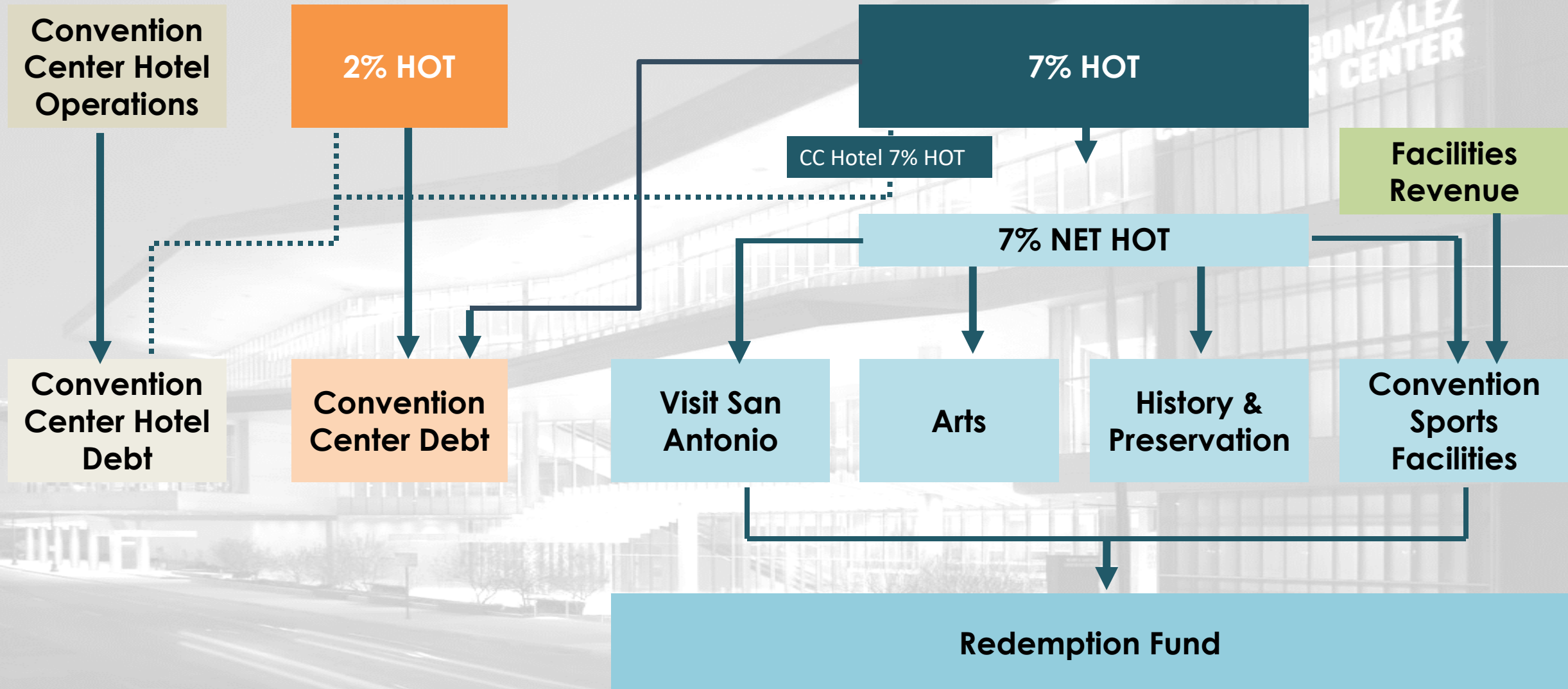
HOT Rate: 16.75%



COSA HOT Tax Allocation



Hotel Occupancy Tax Flow of Funds



Hotel Occupancy Tax & Facilities Revenue

(\$ in Millions)



	FY 2015	FY 2016	FY 2017	FY 2018	FY 2019	FY 2020 Adopted	FY 2020 Estimate	FY 2021 Proposed
HOT Tax	\$79.2	\$81.3	\$85.8	\$91.6	\$93.5	\$96.1	\$53.4	\$61.7
Convention Center	14.3	16.1	18.5	21.2	19.9	20.5	9.9	9.1
Alamodome	11.1	9.9	12.5	11.7	12.6	12.7	5.8	7.3

Addressing \$51 Million Revenue loss in FY 2021

Reduced Operating
Expenses
No Layoffs

General Fund
Transfer to
Convention
Facilities and Arts

Use of Redemption
Fund

No Layoffs
Reduced allocations to VisitSA and Arts based on Formula

FY 2021 Proposed Budget

**Convention
& Sports
Facilities**

\$34.8 Million

**Visit
San
Antonio**

\$15.1 Million

Arts

\$8.9 Million

**History &
Preservation**

\$6.5 Million

PROPOSED FY 2021 OPERATING & CAPITAL BUDGET

Convention & Sports Facilities
Budget Worksession
August 26, 2020



Presented by: Patricia Muzquiz Cantor



Impact of COVID-19

Fiscal Year 2020

▶ **Loss of Events/Revenue/FTEs**

- ✓ HBGCC - 295 Planned/167 lost
- ✓ Alamodome – 115 Planned/62 lost
- ✓ \$17.5 Million in Lost revenue
- ✓ 250 CSF Employees Furloughed

▶ **Community Support**

- ✓ Distribution Events
- ✓ Blood Drive
- ✓ Supply Warehouse & Contract Tracing Center

▶ **Safety Plan/Retrofit of Buildings**

- ✓ Safety plan
- ✓ Retrofit Convention Center, Alamodome, Carver
- ✓ Recall employees

Fiscal Year 2021

▶ **270 Events/Event Days**

- ✓ 167 Events Convention Center
- ✓ 103 Event Days at Alamodome

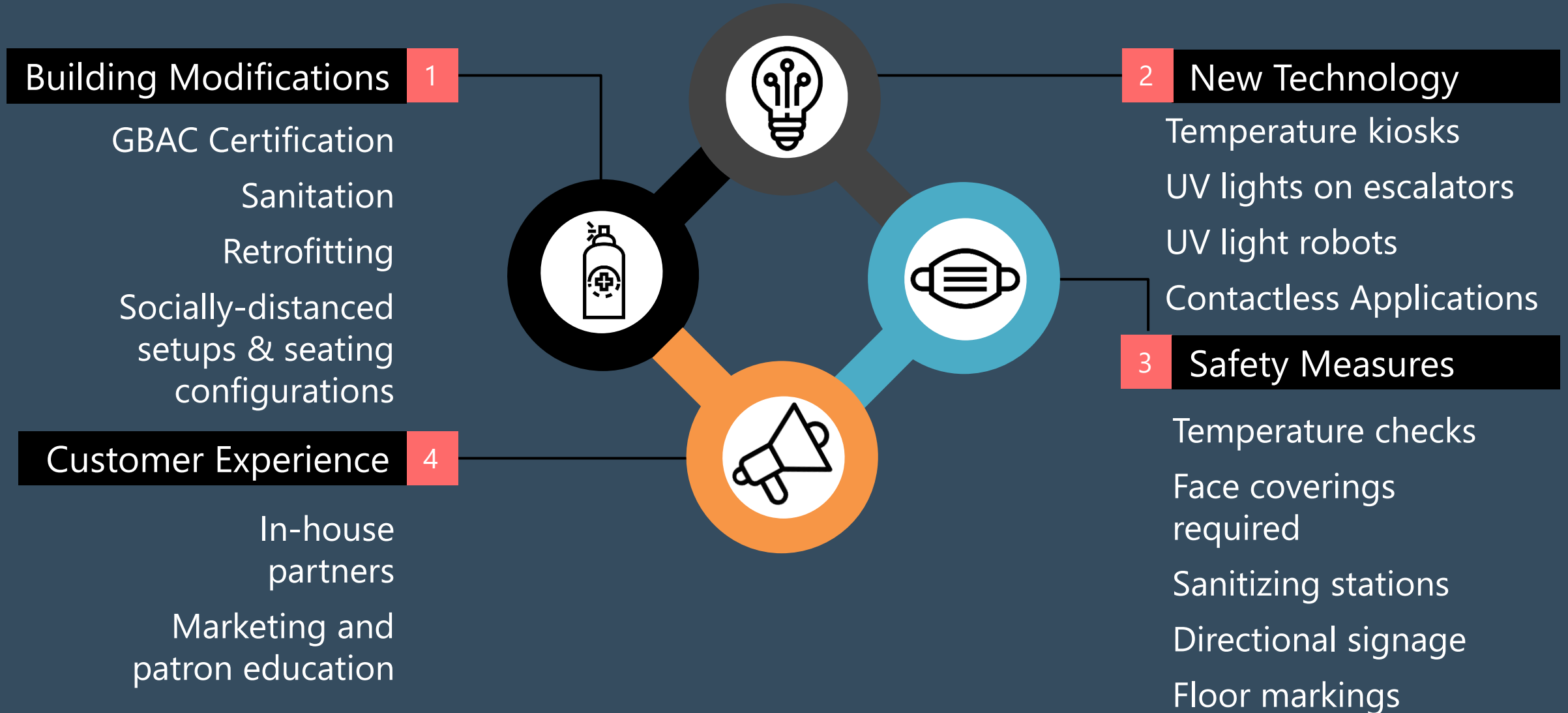
▶ **FY 2021 Work Plan**

- ✓ Continued Community Support
- ✓ Partner with Visit San Antonio to Maintain and Generate Business
- ✓ Cross Train Employees

▶ **Reopening Guidelines**

- ✓ Local and State Orders followed
- ✓ Adjusted Facility Occupancy

Reopening Plan



FY 2021 Community & Visitor Facilities Fund

Fund (\$ in Millions)	FY 2020 Adopted	FY 2021 Proposed	Variance
Facility Revenue	33.1	16.4	(16.7)
Miscellaneous Revenue	0.4	0.3	(0.1)
Hotel Occupancy Tax	20.9	12.2	(8.7)
General Fund	0.0	5.9	5.9
Total	\$54.4	\$34.8	(\$19.6)
Positions	358	358¹	0

¹ 156 positions remain active: 142 at Convention Center and Alamodome and 14 at the Carver Center

FY 2021 Reductions

Personnel Adjustments \$11.3M

- 142 of 344 authorized positions funded
- Remaining employees temporarily redeployed to other City departments

Various Line Item Reductions \$1.1M

- Reductions for temporary services, traffic barricades, disposal services, consultant studies, and building maintenance



Capital Improvements

FY 2020
\$14.3M

- Alamodome Retractable Seating
- HBGCC Roof Replacement
- NCAA Final Four Project Design (Deferred)
- HBGCC Elevator/Escalator Project Design (Deferred)

FY 2021
\$25.1M

- NCAA Final Four Improvements
 - ✓ Upper Concourse/Concession
 - ✓ Vertical Transportation
 - ✓ New Suites

Budget Equity Tool

FY 2020 Progress

- Alamodome and Convention Center utilized during pandemic
 - Food & PPE distribution
 - Blood drives
 - City's COVID supply warehouse
 - Contact tracing center
- Job shadow days
 - 120 high school students learned about careers
 - Predominately students of color from Title I schools
- Carver Community Cultural Center increased the number of low-income households participating in its community arts education classes and hosted gatherings for Women of Color in the Arts

FY 2021 Goals

- Form Department Equity Committee
- Strategic partnerships with organizations that serve lower-income communities and communities of color
- Expand bilingual marketing and messaging efforts to increase patron engagement

PROPOSED FY 2021 OPERATING & CAPITAL BUDGET

Department of Arts & Culture
Budget Work session
August 26, 2020



Presented by: Debbie Racca-Sittre





Cul-TÚ-Art Plan



October 2016 - Film
February 2017 - Centro de Artes



February 2018 – Arts Agency Funding Guidelines
April 2018 – Public Art



September 2018 – Music
September 2019 – Cultural Districts



March 2020 – Performing Arts
March 2020 – Individual Artists



FY 2021 Arts & Culture

Fund (\$ in Millions)	FY 2020 Adopted	FY 2021 Proposed	Variance
Hotel Occupancy Tax	\$10.7	\$6.5	(\$4.2)
Public Art San Antonio	0.7	0.7	0
General Fund	0.1	1.7	1.6
Recovery & Resiliency	0	2.6	2.6
Total	\$11.5	\$11.5	\$0
Positions ¹	20	20	0

¹ Of the 20 authorized positions 15 remain active, 2 employees are redeployed and 3 positions will remain vacant.

Economic Impact of the Arts



Total San Antonio

- **\$4.8 Billion** total impact of the creative economy
- **26,684 Jobs** in the creative industries

Delegate Art Agencies

- **\$79 Million** total investment/expenditures
- **3,543 Jobs** (full time, part time and independent contractors)

Sources: 2018 Creative Economy Report by Dr. Steve Nivin
SMU | DataArts 2018 Funder's Report from 45 Delegate Arts Agencies

FY21 Budget Reductions



- FY21 Reduce Arts Agencies \$1.7 million (avg 20%)
- Cultural Plan reduced from \$75,000 to \$25,000
- Sister Cities reduced from \$150,000 to \$75,000
- City galleries remain closed through June 2021 (\$259,000)
- Cancel department managed events and sponsorships for 2021 (\$240,000)
- Film & Music events cancelled (\$142,000)
- Film incentive & film staff - not funded
- Redirect staff/hold vacancies



FY21 Planned Programs



- Manage SA CARES 4 Art Grants
- Update Arts Agency Funding Guidelines
- Re-open City galleries July 2021
- Hire 10 agencies and partners for Public Art Community Engagement
- Design Enhancement 19 pilot projects with Public Works
- Sister Cities - Fiesta Chef Exchange and El Grito / Fiestas Patrias San Antonio

Equity in the Arts

- Cultural Equity Statement
- Update Agency Policies
- Implicit Bias Training for Staff and Agency Leadership
- Poet Laureate Program
- Culture Commons Exhibit planned
 - Status of Women in San Antonio
- Door of Equality & Labor Plaza Public Art Projects



PROPOSED FY 2021 OPERATING & CAPITAL BUDGET

Department of Arts & Culture
Budget Work session
August 26, 2020



Presented by: Debbie Racca-Sittre

