

COVID-19 Response and Recovery & Resiliency Plan

City Council “B” Session

October 7, 2020





Health Implementation Plan Update



August Financial Report



Recovery and Resiliency Dashboard



Next Steps

Agenda



Health Implementation Plan Update

Dr. Colleen Bridger

Chief Charles Hood



COVID-19 Updates

City Council B Session
October 7, 2020

CITY OF SAN ANTONIO

METROPOLITAN HEALTH DISTRICT

Presented by :
Colleen M. Bridger, MPH, PhD
Assistant City Manager and Interim Health Director



Current Status Bexar County



58,746

7 day rolling average 136

Total Deaths

1,167

Confirmed

Active

1,727

(weekly estimate)

Recovered

55,842


(weekly estimate)

Definitions

Symptomatic – COVID-19 symptoms present

Presymptomatic - Infectious period prior to symptom onset

Asymptomatic - no symptoms at any point



PCR test – molecular test that detects presence of genetic material of virus and amplifies it

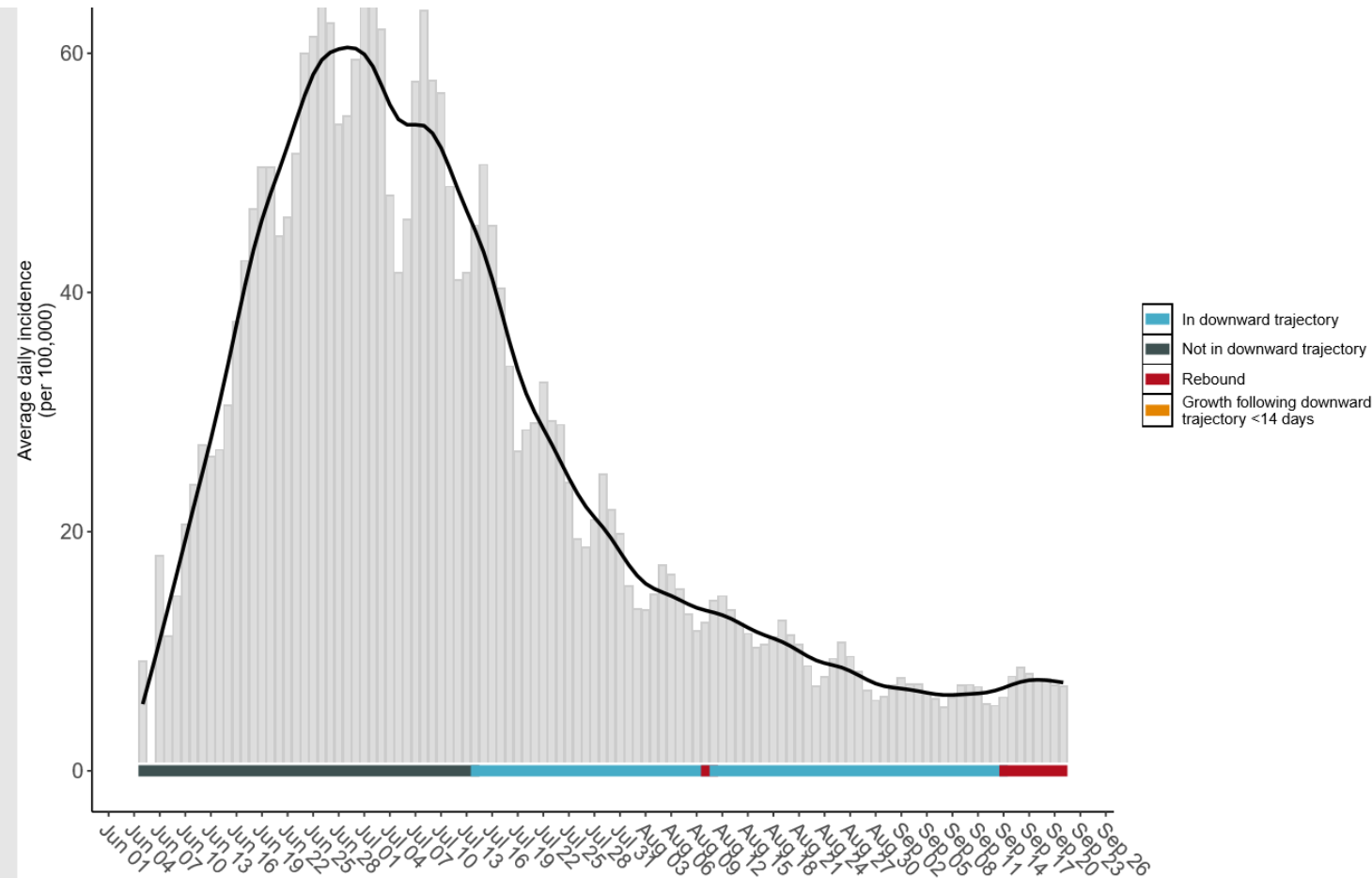
Antigen test – detects proteins on the surface of the virus

Confirmed Case- Laboratory confirmed using a PCR test

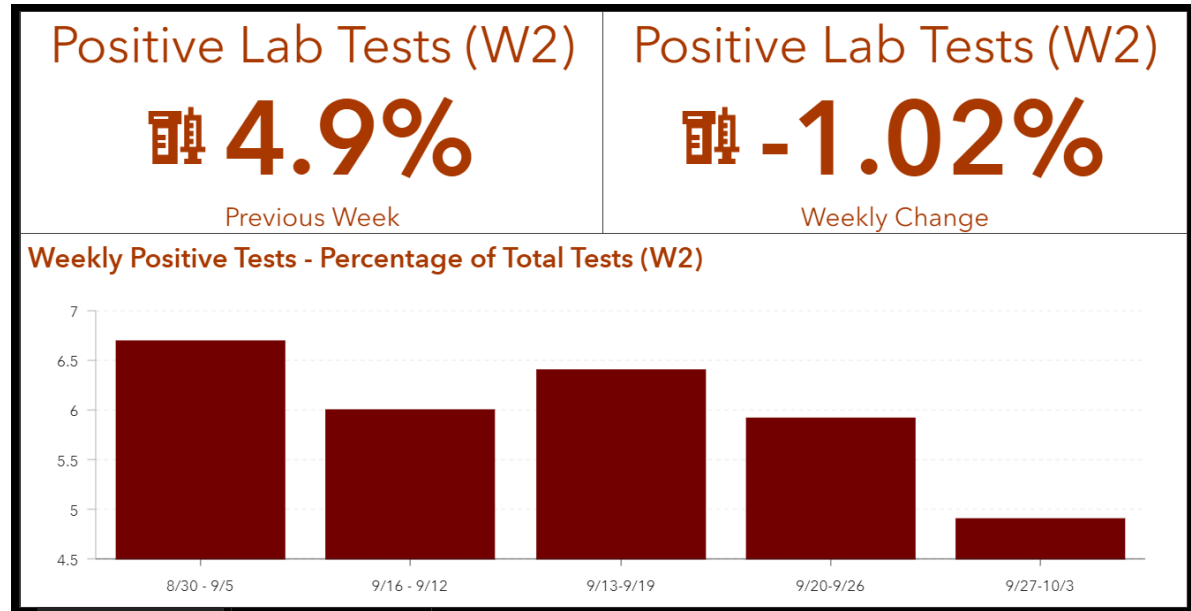
Probable Case – Laboratory confirmed with an FDA Authorized Antigen test

Seven-day Rolling Average of Daily Cases

Currently
136



Current Testing Capacity & Positivity Rate



Prueba gratis de COVID-19

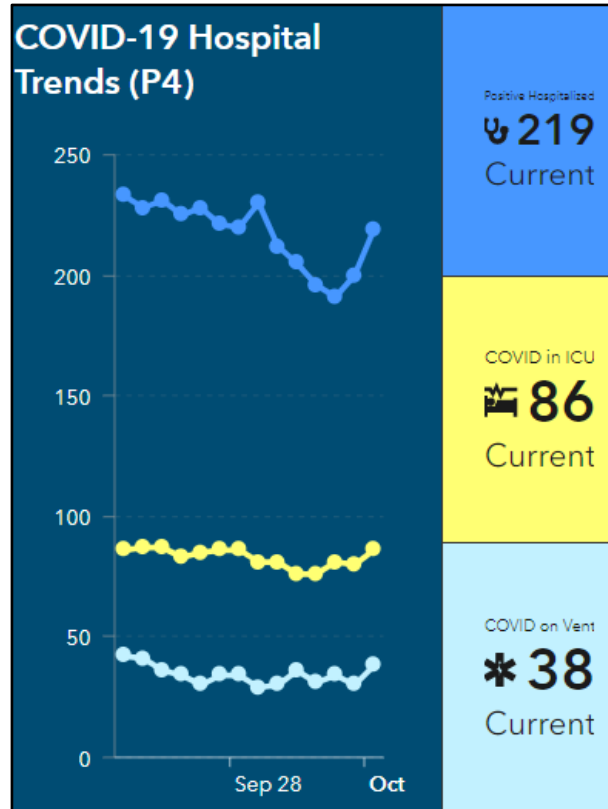
Ubicación sin cita.
Abierto de lunes a domingo, 10am-2pm.

Requiere registro y cita.
Abierto de lunes a domingo, 9am-4pm.
Llame al 833-213-0643 para programar una cita.

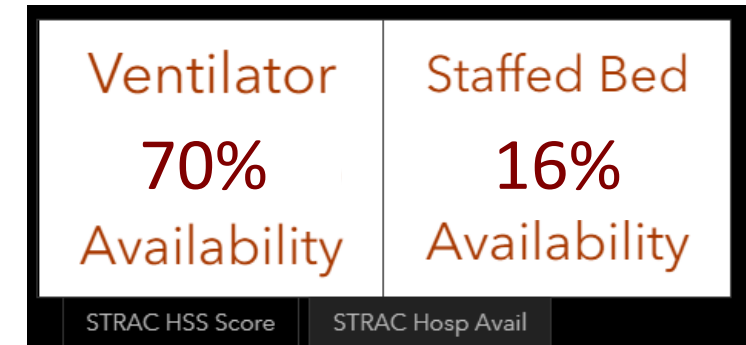
1 Cuellar Community Center
5626 San Fernando St,
San Antonio, TX 78237

2 Ramirez Community Center
1011 Gillette Blvd,
San Antonio, TX 78224

3 Freeman Colliseum
3201 E Houston St,
San Antonio, TX 78219



Warning Indicator 3 (W3): STRAC Health System Score



Current Hospital Systems Status

School Data

Student: 50

Staff: 52

Total: 102

Outbreaks to date: 2



School Risk Level: Low



Current Staffing

- Majority of furloughed staff have transitioned to permanent positions
- Epi Team transitioned back to regular duties
- JBSA staff have completed their assignment
- 89 Temporary staff
- 20 state assets

Section	Staff
COVID-19 Leadership	8
Community Response Coalition (CRC)	9
Case Investigation	131
Congregate Settings	17
Data Management	20
Data Entry	17
Provider Line	4
Alamodome Support Team	4
Media & Marketing	4
PHEP Team	7
Community Health & Prevention Teams	8
Total	229



Case Investigation

- UT Health SPH contract \$2 million to hire, train and deploy up to 200 Case Investigators
- Metro Health staff are investigating all school-age children

Contact Tracing



- Currently contacts are being handled by State contractor, MTX
- Process of transitioning to UT-SPH

Influenza Immunizations Planning 2020-2021

- ❖ **COVID19 Community Response Coalition (CRC)**
 - Enforcement and Education Group is working with stakeholders/community partners to share education about the flu
- ❖ **Vaccines for Children Provider Survey**
 - Distribution to providers in September
- ❖ **Vaccine Strike Team**
 - CDC supplemental funding for 7 full-time staff
 - Will hold community-based flu clinics with partners/stakeholders
- ❖ **REACH Grant**
 - Funding for 2 full-time community health workers
 - Work with Vaccine Strike Team to educate the community, and help connect the to flu clinic events



Influenza Immunizations Planning 2020-2021 (cont'd)

❖ Media Campaigns

- Television/radio commercials
- Billboards
- Social media
- Metro Health website

❖ Other Events

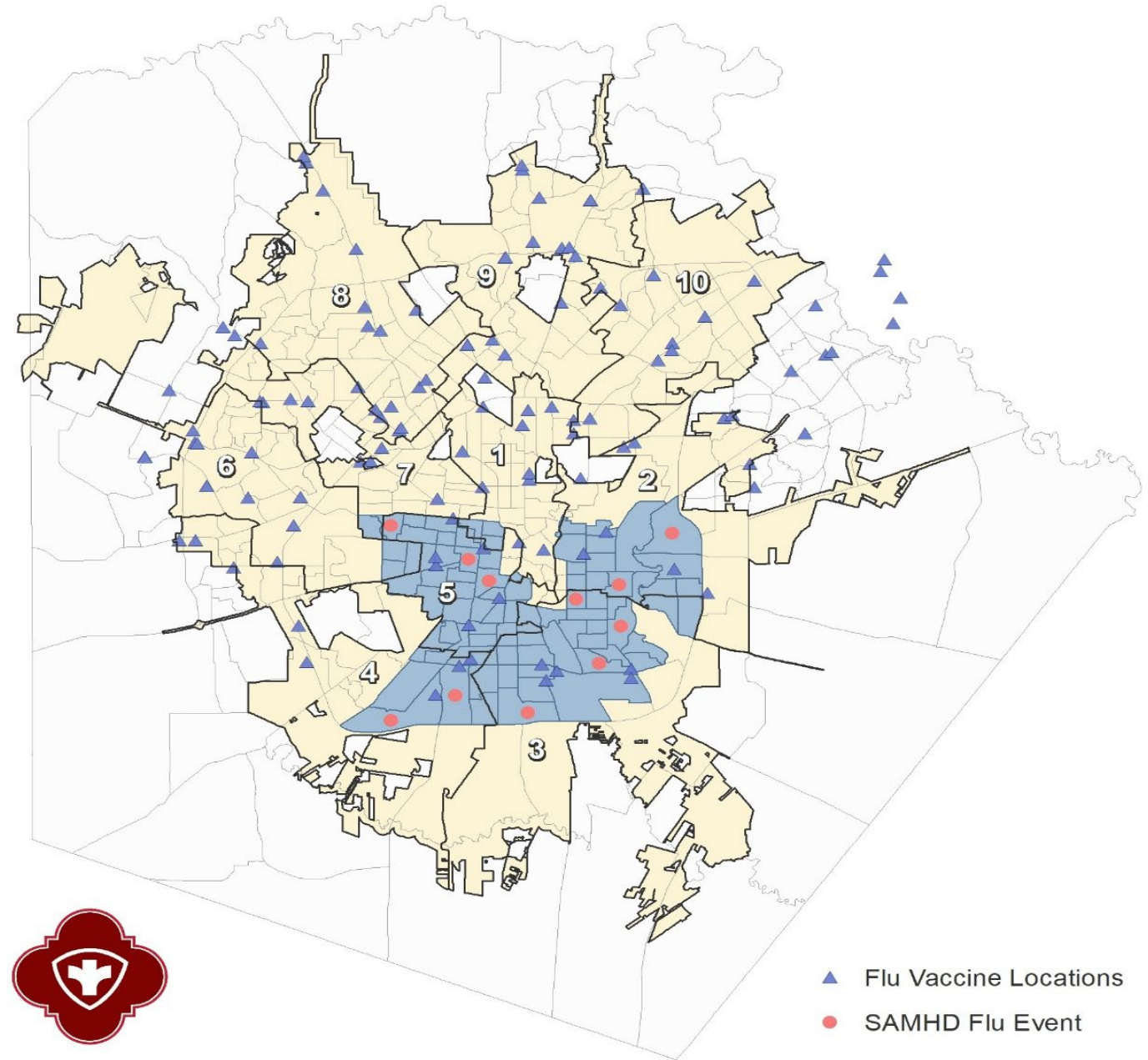
- 50+ flu clinic events with community partners throughout San Antonio
- Drive-thru and mass flu vaccine clinics in collaboration with Metro Health's Public Health and Emergency Preparedness program and community partners (One in each quadrant of city)

❖ Pre-Booked Flu Vaccines

- Total number of VFC vaccines – 2000
- Total number of ASN vaccines – 2000
- Total number of Private-Pay vaccines – 4400



Public & Private Flu vaccination sites in Bexar County



Source: Vaccinefinder.org

COVID-19 Vaccination Planning



- Internal group has been meeting weekly
- Coordinating with Metro Health's CRC Enforcement and Education workgroup to develop vaccine messaging and communications strategy for targeted audiences
- Provider enrollment into CDC's COVID Vaccine Program week by October
- Weekly check-ins with DSHS and CDC for vaccine-related updates
- Planning to use large-scale flu clinics as models for COVID vaccine delivery
- COVID vaccine plan due to CDC by 10/16/20

Key Assumptions for COVID-19 Vaccine



Limited doses may be available by early November 2020, but **supply will increase substantially** in 2021



Initial supply will either be **approved as a licensed vaccine** or **authorized for use under an EUA** issued by the FDA



Cold chain storage and handling requirements are likely to vary from **refrigerated to ultra-cold frozen**



Two doses, separated by ≥ 21 or 28 days, will be **needed for immunity** for most COVID-19 vaccines

Evolving Landscape for COVID-19 Vaccine

CDC Critical Populations for COVID-19 Vaccine

Critical infrastructure/ Essential workers	People living in group settings	People at high risk for severe illness or COVID-19 impact	People with limited access to vaccination services
<ul style="list-style-type: none"> Healthcare workers (ex: frontline or inpatient hospital, long-term care or direct care to people at high risk, EMS, pharmacy, public health) Critical Infrastructure (ex: public safety, fire, education, food and agriculture) 	<ul style="list-style-type: none"> People who are incarcerated or detained Multi-generational households State-supported living centers or state hospitals People experiencing homelessness or living in shelters Colleges and universities 	<ul style="list-style-type: none"> Nursing home, long-term care residents ≥ 65 years old High-risk medical conditions People who are disproportionately affected because of race, ethnicity or tribal affiliation 	<ul style="list-style-type: none"> Rural or medically underserved communities People with disabilities that make it difficult for them to access healthcare Adults who are uninsured or under-insured

Recommendations for prioritization of these populations for early vaccination are still in development.

The San Antonio Fire Department is an ALL HAZARDS Department



SAFD Current COVID-19 Operations

- EOC Partial Activation
- New Equipment for Response Vehicles
- MIH and SAFD Blue Team Activated
- Management of Testing Sites
- Intermediate Care Facilities
- Internal Resiliency



Testing

- From March 1 to October 1
 - **Over 153,000** Tests Collected
 - 56,943 Tested by Nasal Swab
 - 96,257 Tested Utilizing Curative Test
- Utilizing 4 labs for public testing with approximately 5,000 tests available daily
- Testing by Month
 - March – 1,584
 - April – 9,197
 - May – 23,712
 - June – 21,195
 - July – 53,632
 - August – 26,533
 - September – 17,347



- Walk Up Test Sites In Operation
 - Ramirez Community Center
 - Cuellar Community Center
- Drive Up Site
 - Freeman Coliseum



Curative Stand-Alone Testing Sites



Las Palmas Library
803 Castroville Rd.

Collins Library
1525 Nogalitos



Sparky's
1416 N. Main St.

There are no limits on the amount of tests available at these independent sites




MIH and Congregate Settings

- Haven for Hope Daily Assessments for Residents and New Intakes
- Isolation Care Facility
- Metro Health Congregate Testing
 - Nursing Homes
 - Adult Probation
 - Haven for Hope Acute Care Station
 - Holiday Inn (Haven for Hope Courtyard Campus)
- Evacuees Testing at Grand Hyatt and Marriott River Walk During Hurricane Operations
- Metro Health Call Center Assistance



SAFD Blue Team

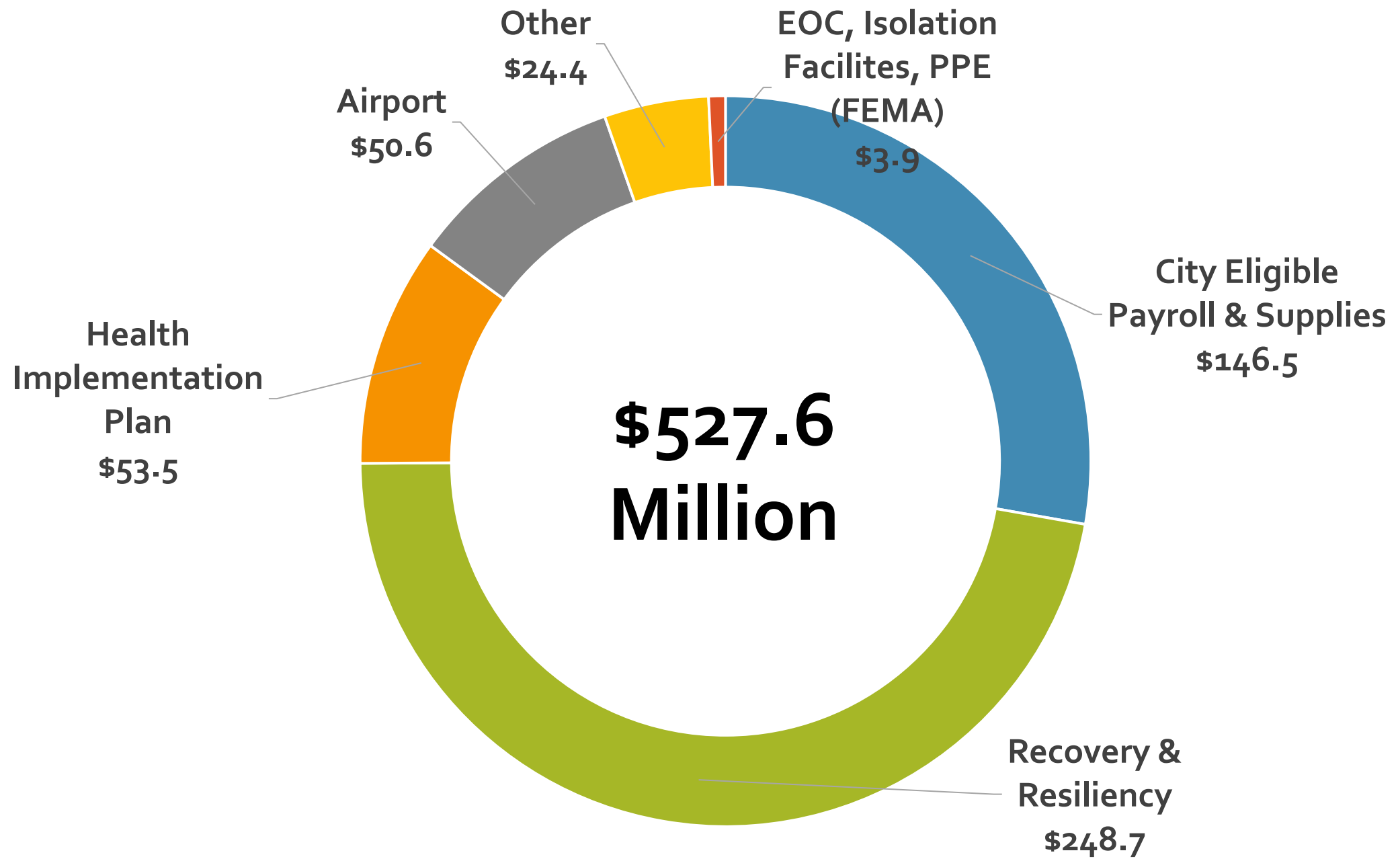
- In-home Testing Through Metro Health Call Center
- COSA Civilian Employee Testing and Convalescence
 - Over 160 COSA Employees assisted
- SAFD Uniformed Employee Testing and Convalescence





August Financial Report & Dashboard

Ana Bradshaw, COVID-19 Financial & Performance
Liaison



Financial Report Highlights

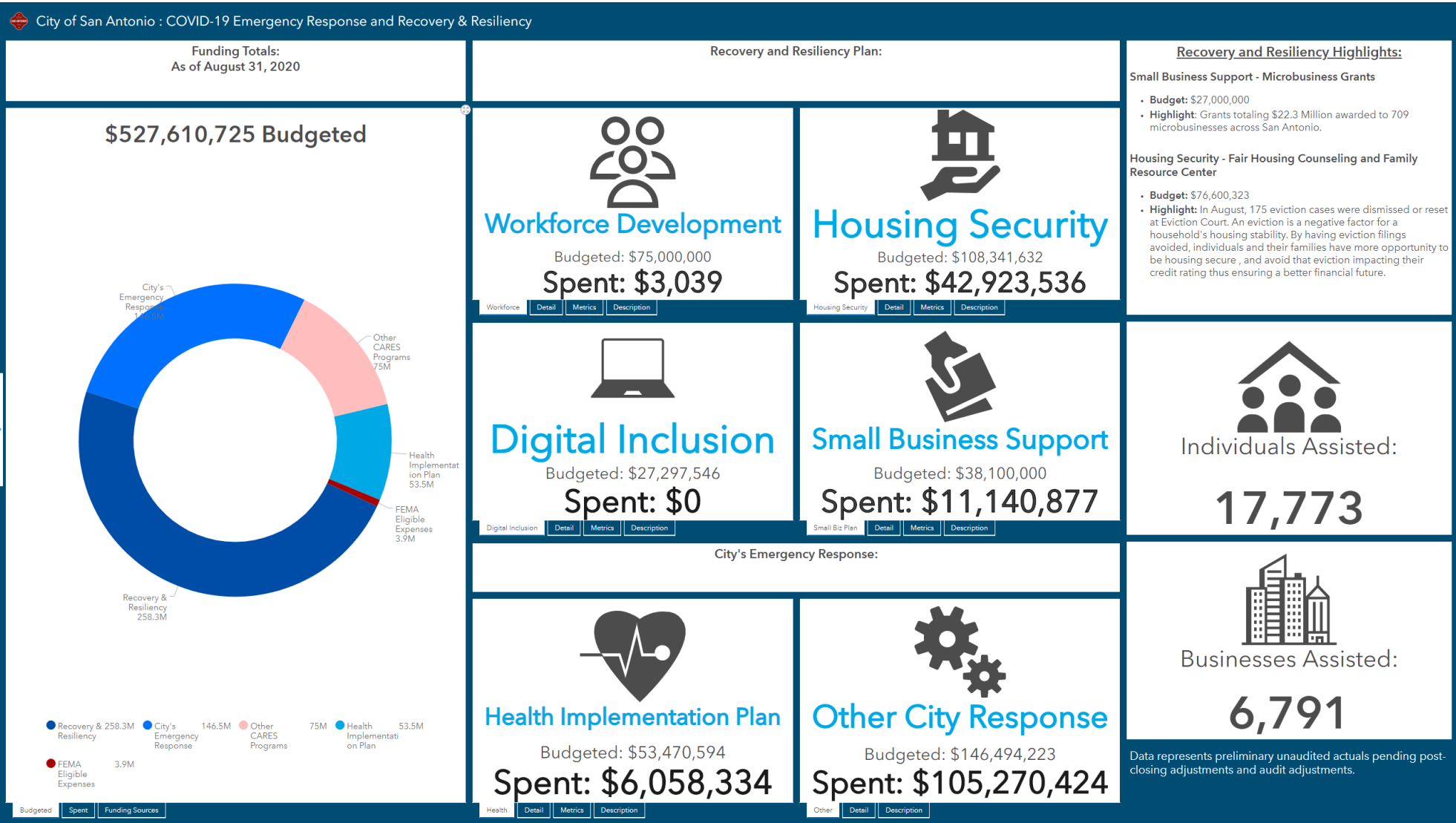
- Overall, expenses are on track with plan amounts
 - In total the City has spent \$179.3 million since March
- Coronavirus Relief Fund (CRF) is on target to be spent by December 30
 - As of August 31, the City has spent \$137.6 million or 51% of the \$270 million CRF
- Recovery and Resiliency Program is almost \$1.1 million ahead of plan primarily due to the Emergency Housing Assistance Program
- Health Implementation Plan is on target through August
 - Continue to balance our expenses with the State's expenses
 - State will continue to fund our free community tests resulting in a positive impact on our budget

	Budget	Plan thru August	Actuals thru August	Variance
Coronavirus Relief Fund	\$270.0	\$134.1	\$137.6	\$3.5
General Fund	125.6	2.5	4.0	1.5
TIRZ	4.0	4.0	4.0	—
San Antonio Housing Trust	6.0	5.0	5.0	—
FEMA Reimbursement (75%)	2.9	2.9	3.6	0.7
Other Federal Grants	118.9	24.8	24.8	—
Donations	0.2	0.2	0.2	—
Total	\$527.6	\$173.5	\$179.2	\$5.7

Spending by Revenue Source
(in millions)

	Budget	Plan thru August	Actuals thru August	Variance
Emergency Response	\$146.5	\$100.4	\$105.3	\$(4.9)
Health Implementation Plan	53.5	5.0	6.0	(1.0)
Recovery and Resiliency	248.7	55.2	54.1	1.1
Other CARES Programs	75.0	9.1	9.1	—
FEMA Eligible	3.9	3.9	4.8	(0.9)
Total	\$527.6	\$173.5	\$179.2	\$(5.7)

Spending by Program (in millions)





Small Business Support

Budgeted: \$38,100,000

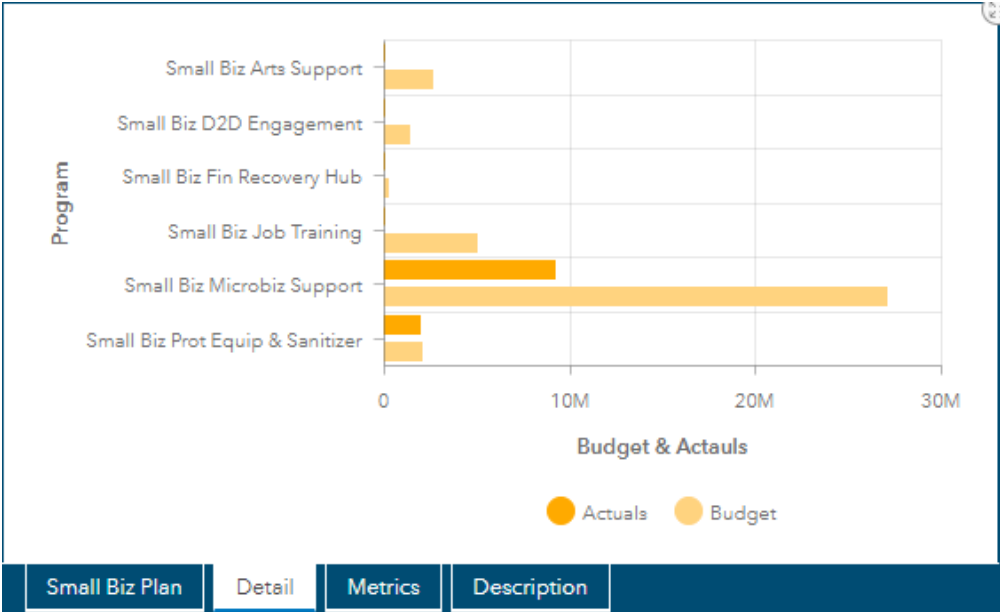
Spent: \$11,140,877

Small Biz Plan

Detail

Metrics

Description



	Program Target	March-August Actual
Small Business		
Businesses receiving PPE and hand sanitizer through City-hosted events	8,500	6,791
Micro business awarded grants	1,000	0
Small Businesses Providing On-the-Job Training Opportunities	300	0
Small Businesses Receiving One-on-One Assistance and Resource Referrals	5,000	0



Quarterly report due to Office of Inspector General October 13



Next financial report to be presented in November



Continue to identify other federal funding opportunities



Recommend additional budget realignments based on actual expenses

Next Steps

COVID-19 Response and Recovery & Resiliency Plan

City Council “B” Session

October 7, 2020

