

COVID-19 Response and Recovery & Resiliency Plan

City Council “B” Session

November 4, 2020





COVID-19 Update



September Financial Report



Plan Adjustments



Next Steps

Agenda



COVID-19 Update

Dr. Colleen Bridger, MPH, PhD

Assistant City Manager & Interim Metro Health Director

Current Status Bexar County



66,529

7 day rolling average 227

Total Deaths

1,260

Confirmed

Active

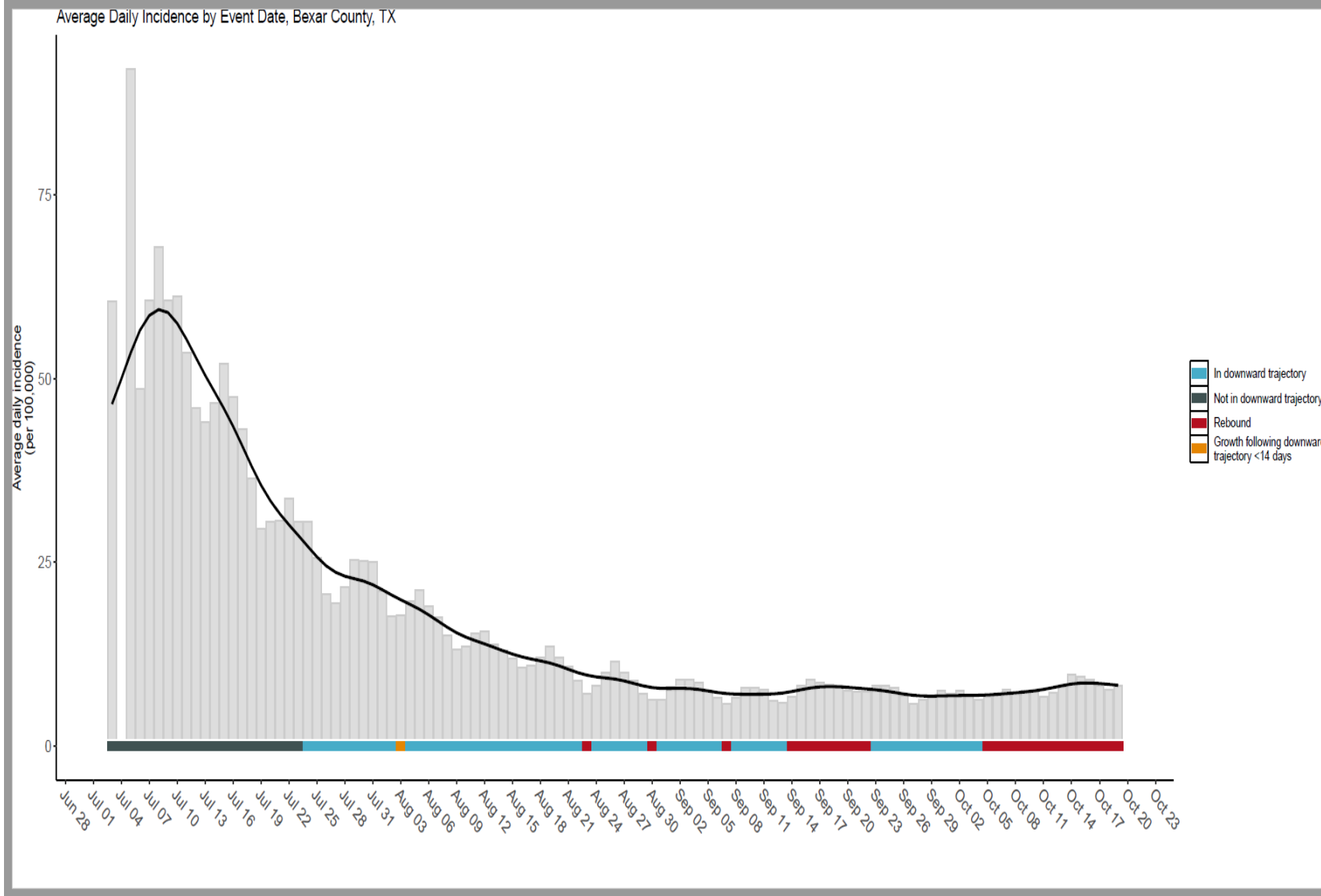
2,277

(weekly estimate)

Recovered

62,694

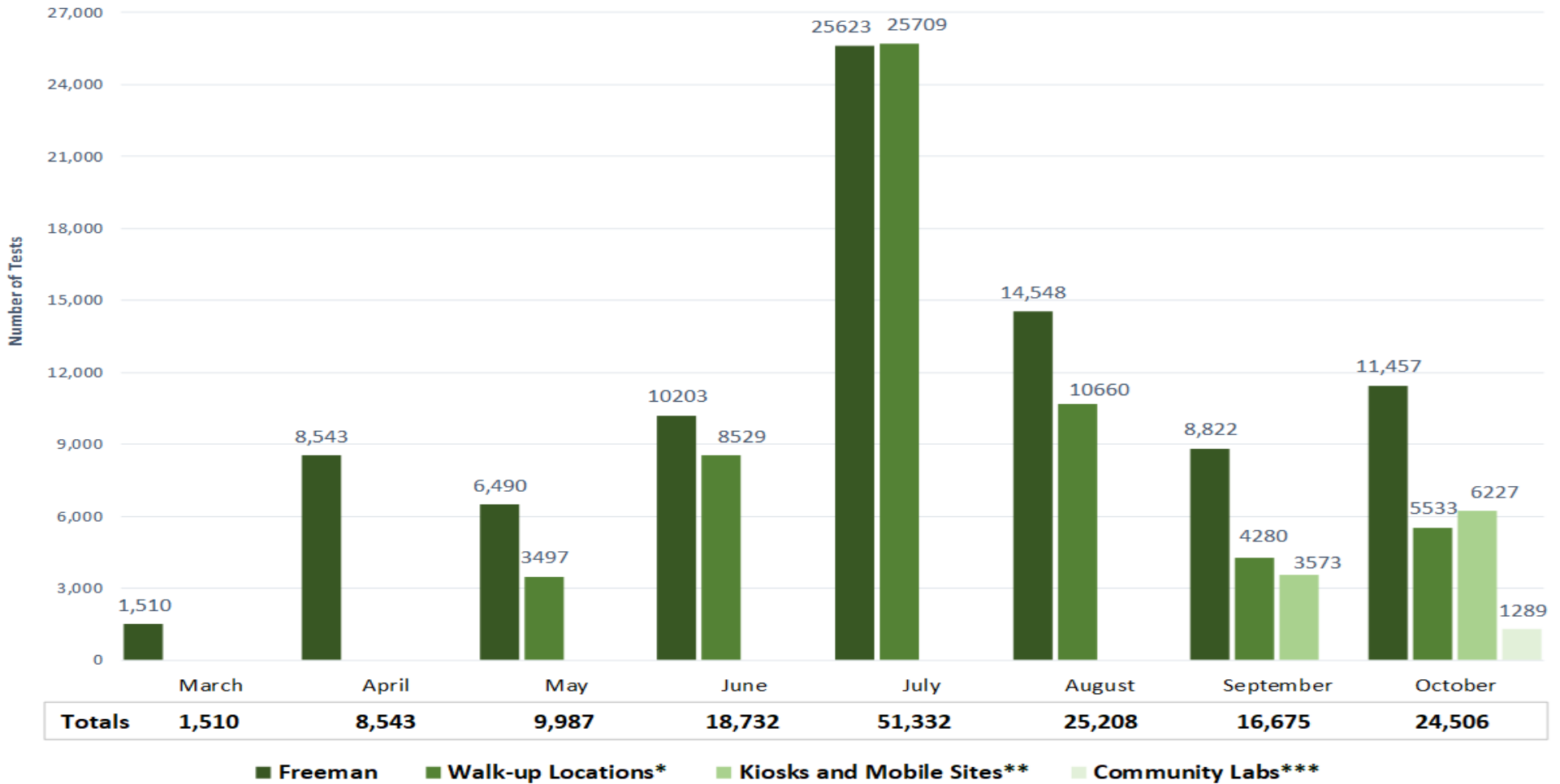
(weekly estimate)



Seven-day
Rolling Average
of Daily Cases

Currently: 227

Number of Tests by Month at City of San Antonio Free Testing Sites



*Walk-up Locations correspond to Kazen, Ramirez and Cuellar Community Centers

** Kiosks and Mobile Sites include: Las Palmas / Edgewood Square, Collins Park / South Park Plaza, and Sparky's / Alamo Care Health

*** Community Labs refer to asymptomatic testing available at the City free testing sites

Positive Lab Tests (W2)

 **7.7%**

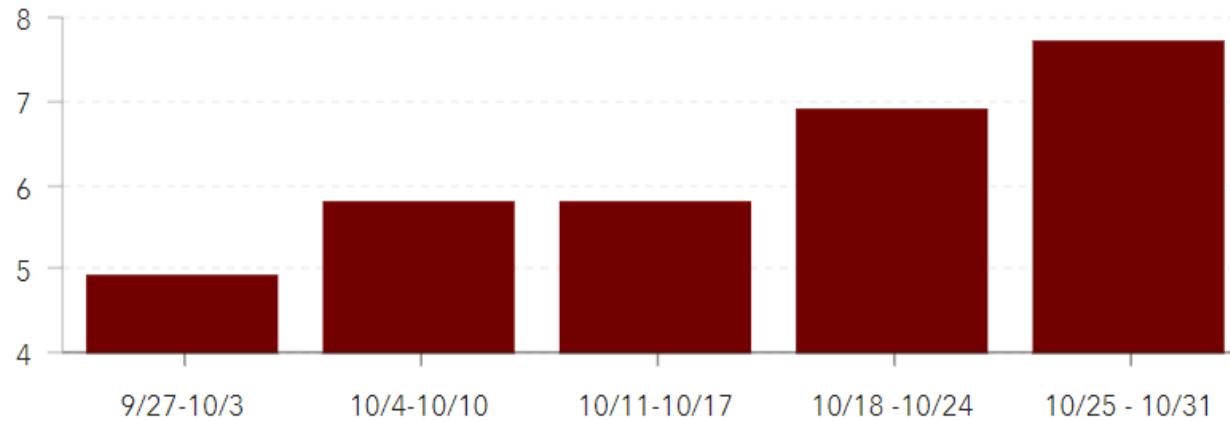
Previous Week

Positive Lab Tests (W2)

 **0.8%**

Weekly Change

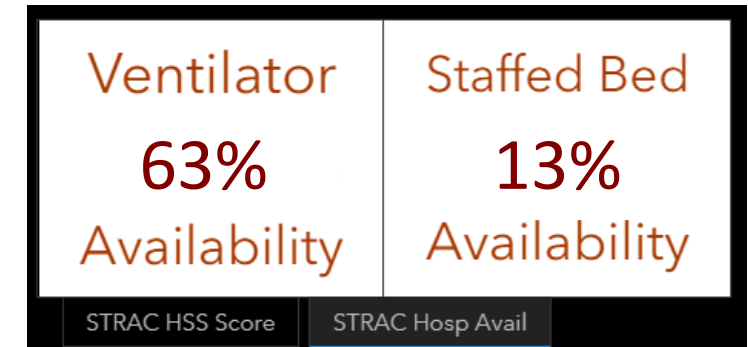
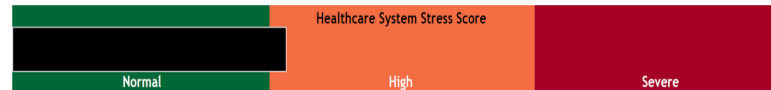
Weekly Positive Tests - Percentage of Total Tests (W2)



Positivity Rate



Warning Indicator 3 (W3): STRAC Health System Score



Current Hospital Systems Status

School Data

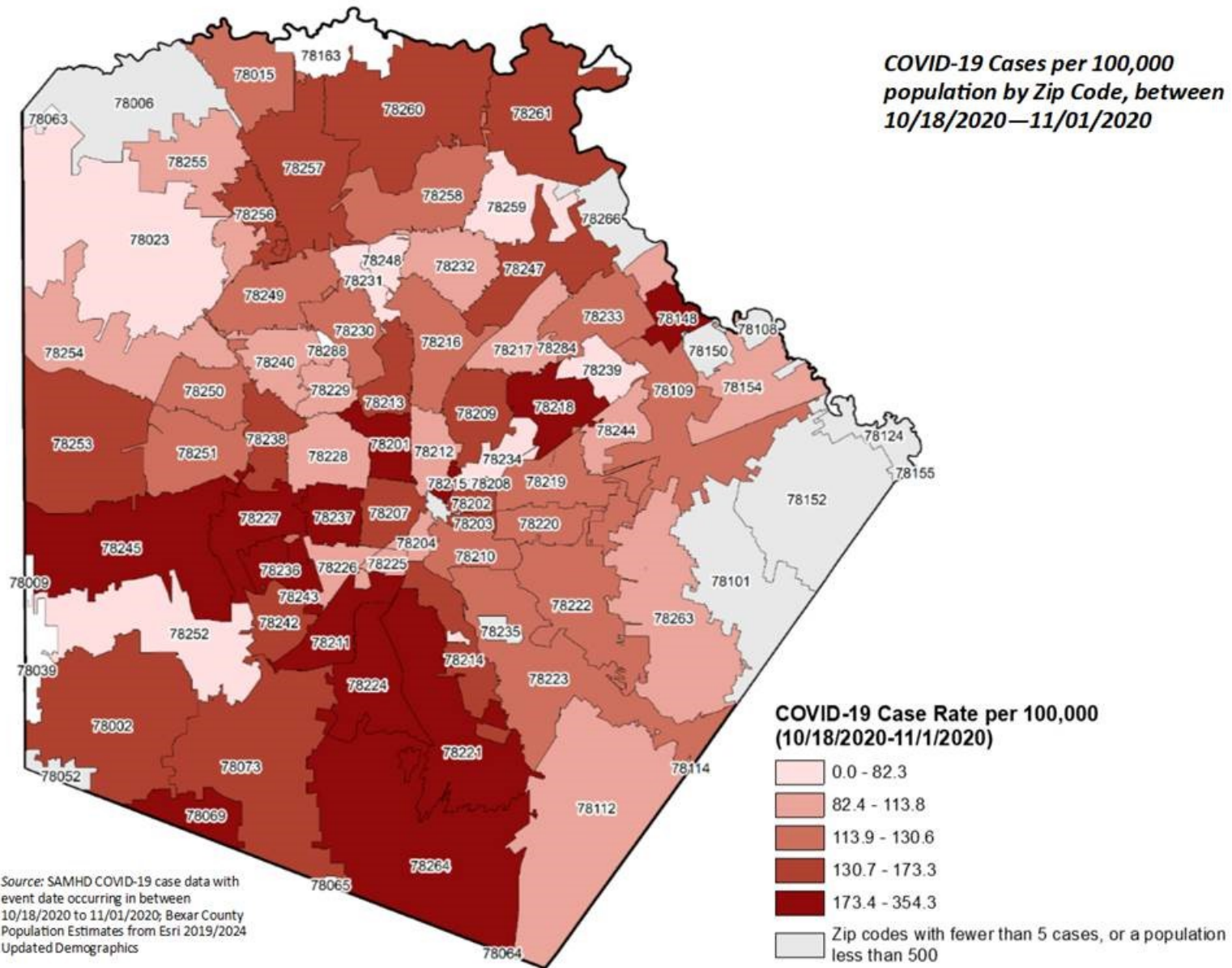
Student: 199

Staff: 134

Total: 333

Outbreaks to date: 5



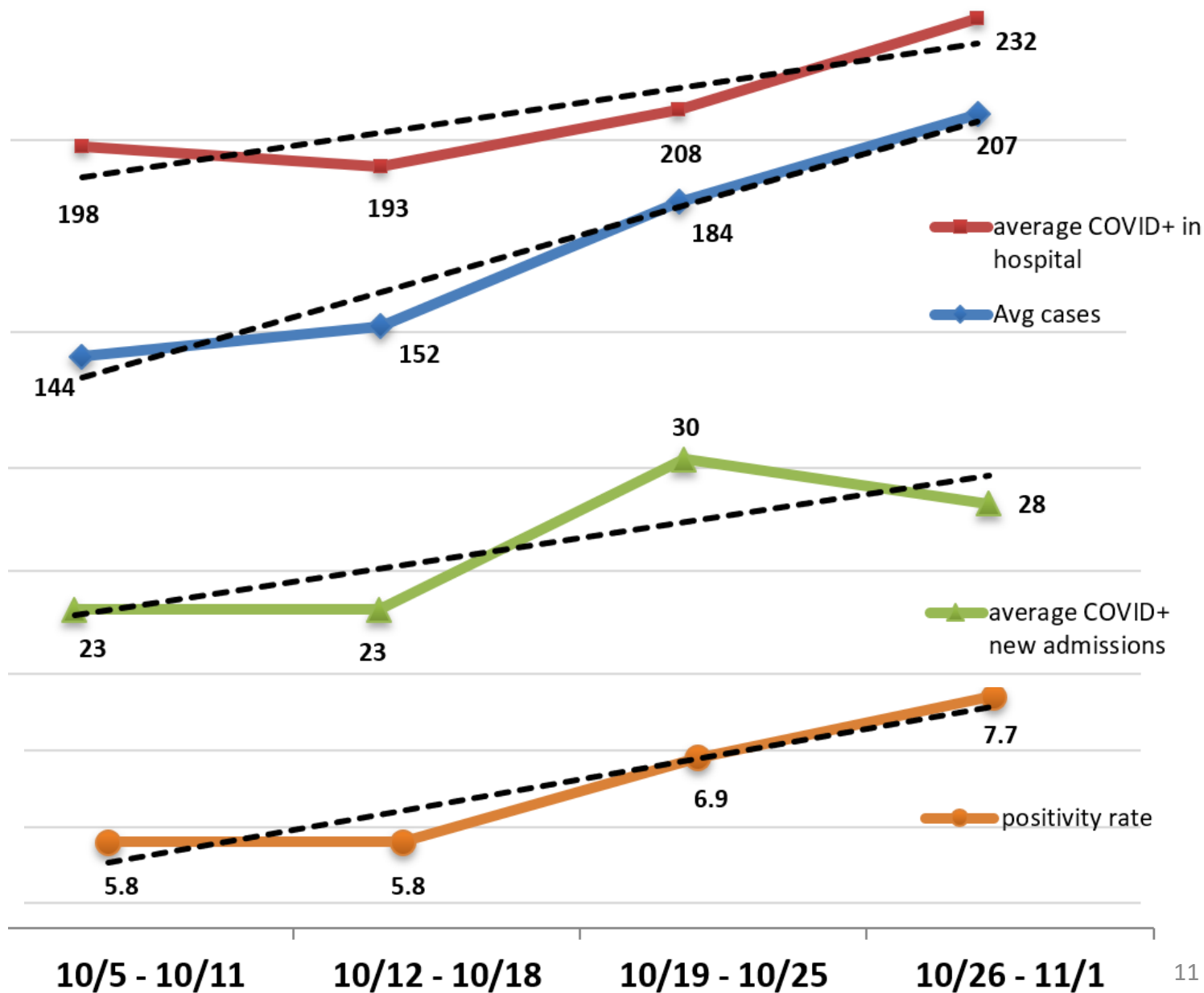


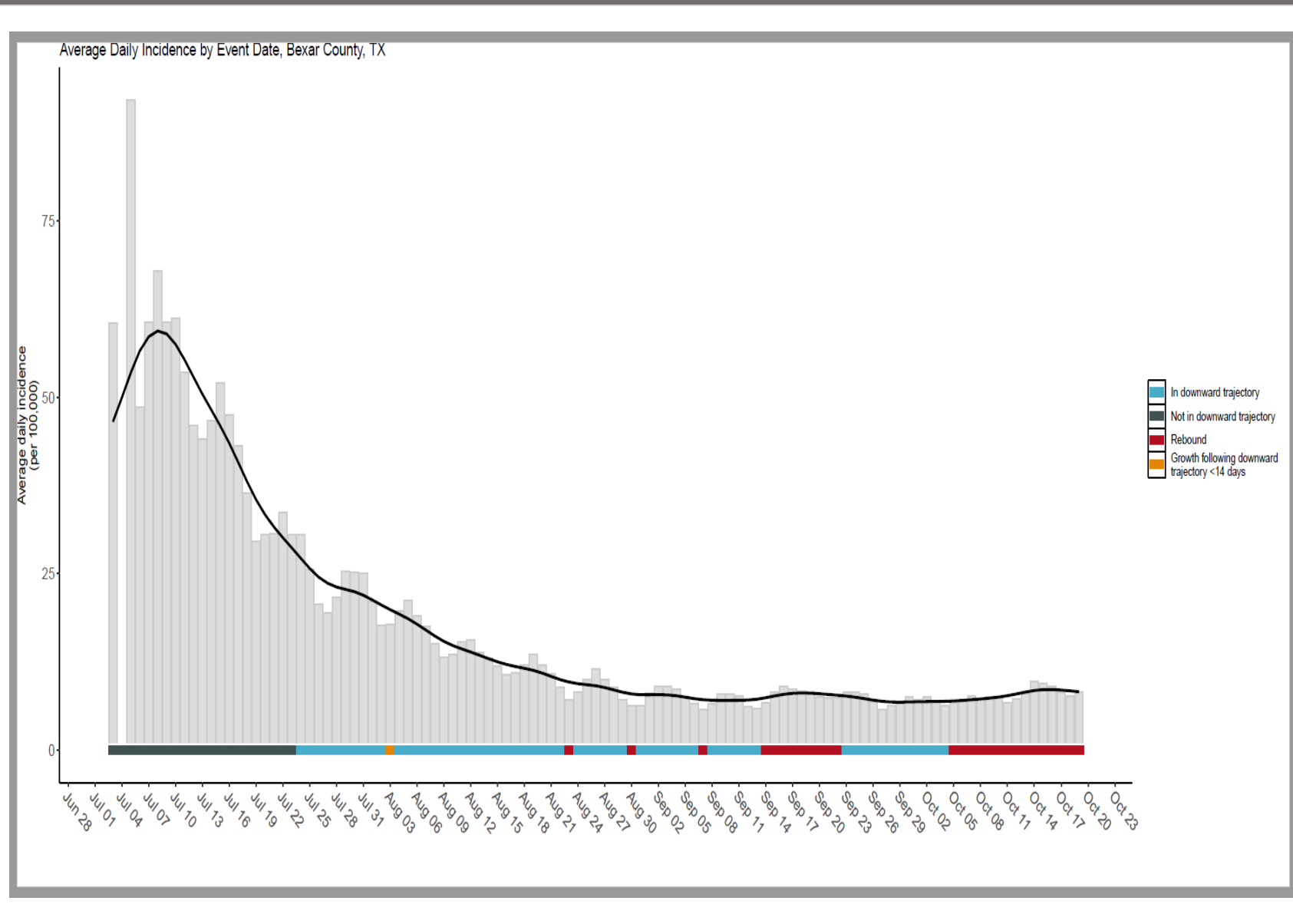
Hot Spots of COVID-19

Are we spiking?

No; but we have been experiencing a modest yet steady upward trend since early October.

Trends for each week (Mon-Sun) in October





Seven-day
Rolling Average
of Daily Cases

Currently: 227

Free Testing Sites Available

Testing Capacity (P2)



**current specimen collection
capacity is 3x higher than
current need**

- Edgewood Shopping Center (111 S. Gen McMullen)
- Our Lady of the Lake Univ. (411 SW 24th St)
- South Park Plaza (2301 SW Military Dr.)
- West Avenue (1300 West Ave)
- Daughters of Charity (19780 S. Hwy 281)
- Freeman Coliseum (3201 E. Houston St.)
- Cuellar Community Center* (5626 San Fernando St.)
- Ramirez Community Center* (1011 Gillette Blvd.)
- Walmart* (8923 W. Military Dr.)
- Center for Advanced Wellness (8723 Botts Lane)
- CentroMed – Palo Alto (9011 Poteet-Jourdanton Hwy)

*Asymptomatic Testing Available

Additional Actions taken after 10-30-2020

- Increased free testing sites from 4 to 11
- Increased Community Health & Prevention Team activities in hot spots
- Additional messaging about increasing numbers and mitigation
- Increased proactive enforcement of Governor's Executive Order GA-32 by 20%
- Mayor has deferred/delayed approval of non-exempted outdoor gatherings greater than 10 persons under Governor's Executive Order GA-32, No. 5



September Financial Report

Ana Bradshaw, COVID-19 Financial & Performance
Liaison

Financial Report Highlights



Overall expenses on track with plan amounts,
\$241.2 M total expense since March



As of September 30, City has spent \$189.5M
(70.2%) of the \$270M CRF



Recovery and Resiliency Program below
planned amount

September 2020 Report

Spending by Revenue Source (in millions)

	Budget	Plan thru September	Actuals thru September	Variance
Coronavirus Relief Fund	\$270.0	\$180.3	\$189.5	\$9.2
General Fund	125.6	13.3	5.4	(8.0)
TIRZ	4.0	4.0	4.0	—
San Antonio Housing Trust	6.0	5.0	5.0	—
FEMA Reimbursement (75%)	2.9	2.9	—	(2.9)
Other Federal Grants	118.9	38.1	37.1	(1.0)
Donations	0.2	0.2	0.2	—
Total	\$527.6	\$243.9	\$241.2	\$(2.7)

Program	Budget	Plan thru Sept	Actuals thru Sept	Variance
Emergency Response	\$146.5	\$117.4	\$124.2	\$(6.8)
Health Implementation	53.5	8.6	7.8	0.7
Recovery and Resiliency	248.7	91.1	86.3	4.8
Other CARES Programs	75.0	22.9	22.9	0
FEMA Eligible	3.9	3.9	0	0
Total	\$527.6	\$243.9	\$241.2	\$2.7

September 2020 Report

Spending by Program (in millions)

Adjustment Drivers



State funds continue to be allocated for community testing



Changes in CRF expense eligibility criteria for equipment impacting the Fire portion of the Health Implementation Plan



Changes in the timing of CRF expenses in Housing Security, Workforce Development, and Health Implementation Plan



Availability of interest income generated by CRF proceeds


Adjustment by Funding Source (in millions)

Funding Source	Budget	Adjustment	Revised Budget
Coronavirus Relief Fund	\$ 269.9	\$ 0.9	\$ 270.9
General Fund	125.6	26.6	152.2
Other Grants	121.8	0.0	121.8
Other Funds	10.2	0.0	10.2
Total	\$ 527.6	\$ 27.5	\$ 551.1


Adjustment Spending by Program (in millions)

Program	Current Budget	Spending Adjustment	Reallocation Adjustment	Revised Budget
Recovery & Resiliency				
Workforce	\$ 75.0	\$ (10.2)	\$ 10.2	\$ 75.0
Housing Security	108.3	(7.7)	6.0	106.7
Small Business	38.1	(0.07)	3.5	41.5
Digital Inclusion	27.3	0	0	27.3
Health Implementation	53.5	(11.4)	10.6	52.6
Emergency Response	146.5	26.60	0	173.1
Other	78.9	0	0	78.9
Total	\$ 527.6	\$ (2.8)	\$ 30.3	\$ 555.1

\$27.5 Million Adjustment



Recommended \$3.5M Additional Small Business Funding


- \$3.5M will support approximately 100-120 additional micro business grants
 - Anticipated micro businesses to be funded:
 - 67% women owned
 - 85% business owners of color
 - 29% bars and restaurants
 - No additional applications process for micro businesses
 - Funds distributed in November
- 

A woman with dark hair, wearing a green shirt and light blue pants, stands with her arms crossed in front of a vibrant, multi-colored mural. To her right, a building with a red facade and a blue 'OPEN' sign is visible. The scene is brightly lit, suggesting daytime.

Current Micro Business and Nonprofit Grants - \$24.8M (As of Oct. 30)

- 1,011 grants awarded totaling \$22.7M
 - \$20.6M to micro businesses and \$2.1M to nonprofits
- \$11.9M to women owned businesses
- \$16.6M to business owners of color
- \$4.9M to bars and restaurant (as of Oct. 21)
- \$2.1M remaining to award will support approximately 80-90 additional grants

Performance Highlights – as of October 30



20,000+ residents
assisted



9,000+ businesses
assisted



761 enrolled in
Train for Jobs



Next financial report to be presented in December



Recommend additional budget realignments based on actual expenses



Quarterly report due to Office of Inspector General January 11

Next Steps

COVID-19 Response and Recovery & Resiliency Plan

City Council “B” Session

November 4, 2020

