



Cite & Release 3rd Quarter Report

Public Safety Committee June 23, 2021

Presented by William McManus, Chief of Police

Citation Process



- Officer confirms if offense(s) qualify for cite & release
- Officer determines whether to make custodial arrest or cite based on observed circumstances and past participation
- If cited, ticket will instruct person to report to the Re-Entry Center within a set timeframe



- County documents program completion
- Maintains record of cite & release participants
- In PTD, offense(s) do not appear on criminal record



- Cited individual reports to Bexar County Re-Entry Center within 30 days
- Reviews offense(s) committed by Assistant DA
- Assigns individual to appropriate program/services



- Cited individual enrolls in Program
- County monitors progress and ensures completion

Texas Code of Criminal Procedure: Eligible Offenses

Offense
Class A Possession of Marijuana
Class B Possession of Marijuana
Class A Possession of Sub Penalty Group 2-A 4 oz or less
Class B Possession of Sub Penalty Group 2-A 2 oz or less
Class B Criminal Mischief
Class B Theft
Class B Theft of Service
Class B DWLI
Contraband in Correctional Facility
Class A Graffiti
Class B Graffiti

Arrests & Citations

3rd Quarter

January 1 – March 31

	Year 1	Year 2
No. of Arrests	1,036	591
No. of Citations	600	299
Other releases	18	6
Total	1,654	896
Release Rate*	37%	34%

*Release Rate = citations plus other releases divided by total

Race/Ethnicity

	San Antonio Demographics*	2020 Q3		2021 Q3	
		Total	%	Total	%
Hispanic	64.2%	1,114	67%	589	66%
White	24.8%	247	15%	154	17%
African American	6.9%	268	16%	147	16%
Other Race	4.1%	25	2%	6	1%
Total	100%	1,654	100%	896	100%

*Source: <https://www.census.gov/quickfacts/sanantoniocitytexas>

Age & Gender Comparison

3rd Quarter

January 1 – March 31

Age

Age Range	Q3 Offense % 2020	Release Rate 2020	Q3 Offense % 2021	Release Rate 2021
<20	17%	61%	15%	39%
21 to 30	40%	40%	38%	33%
31 to 40	26%	32%	31%	31%
41 to 50	11%	25%	10%	32%
51 to 60	5%	32%	4%	45%
61 to 70	1%	32%	2%	64%
70+	<1%	75%	0%	-
Total	100.0%	37%	100.0%	34%

Offenders – 40 years or Younger

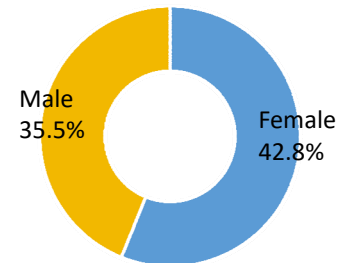
	%
2020	83%
2021	84%

Gender

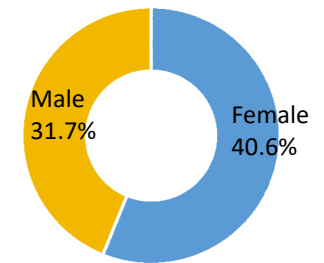
	Total Offenses	%
Female	229	26%
Male	667	74%

TOTAL 896

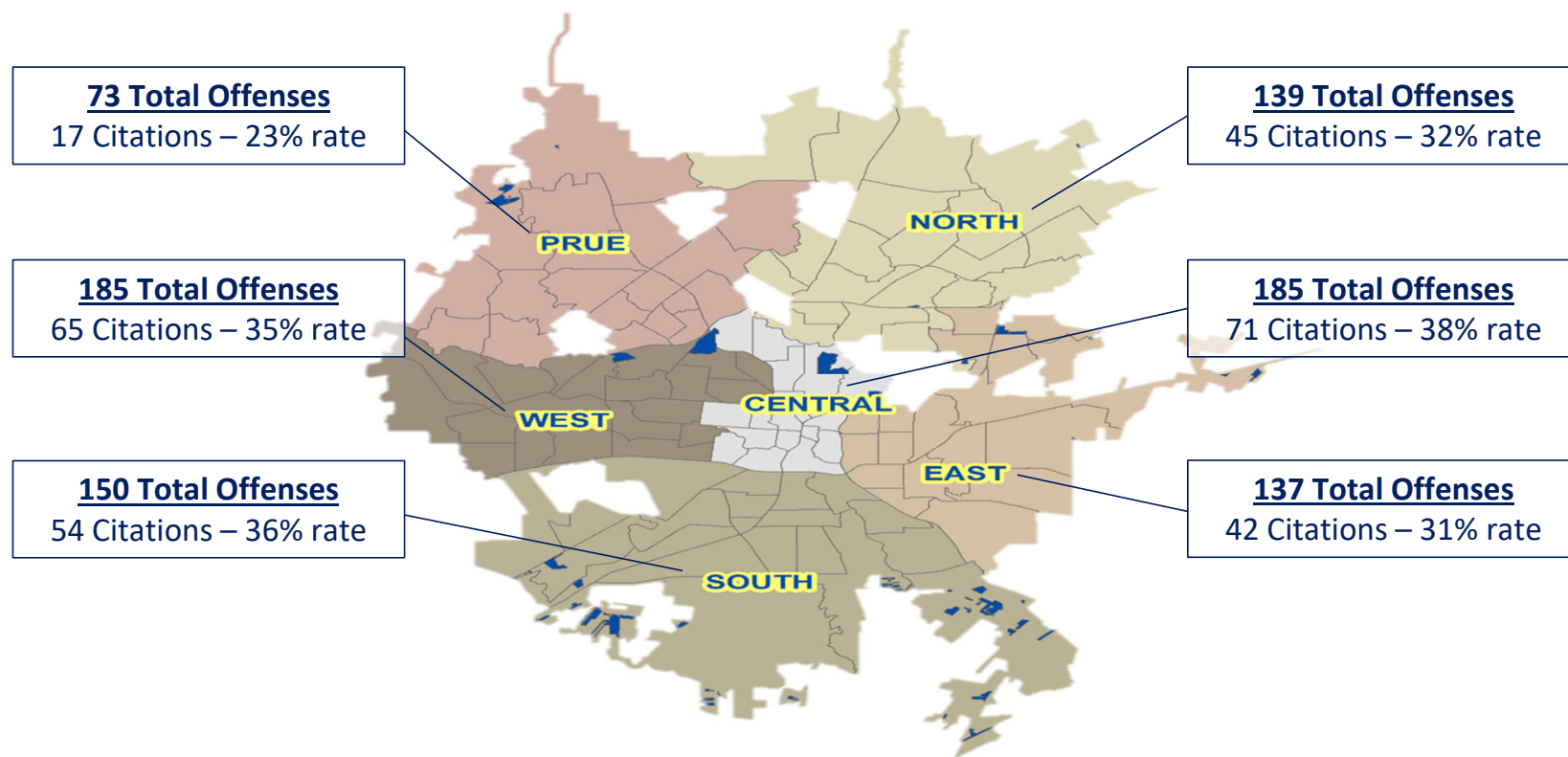
2020 Q3 Release Rate



2021 Q3 Release Rate



Year 2, Q3: Citations – Service Area



Arrests by Offense Type

Year 2, Q3				
OFFENSE	Total	Arrest	Citation, Other Release	% Release
Contraband In Correctional Facility	0	0	0	-
Criminal Mischief \$100 to <\$750	64	58	6	9%
Driving While License Invalid	10	7	3	30%
Class B Theft \$100 to <\$750	169	92	77	46%
Class B Theft of Service \$100 to <\$750	3	2	1	33%
Poss. of Marijuana 0 – 2oz (Class B)	569	366	203	36%
Poss. of Marijuana 2 – 4oz (Class A)	25	21	4	16%
Poss. Schedule 2A Controlled Substance < 2oz	54	43	11	20%
Poss. Schedule 2A Controlled Substance 2 to <4oz	2	2	0	0%
Totals	896	591	305	34%

Reason for Custodial Arrest

Arrest Reason	Year 2, Q3 Jan to Mar 2021	
	Total	%
Multiple Charges	401	68%
Warrants	118	20%
<i>Mandatory arrests - not eligible for C/R</i>	519	88%
Victim Custodial Arrest Demand / Expected	38	6%
Medical / Self Harm	4	1%
Uncooperative Suspect	4	1%
Unspecified	6	1%
Insufficient ID	1	0%
Suspect of Other Criminal Behavior	14	2%
Not Bexar County Resident	5	1%
Total	591	100%

Custodial Arrests-Race/Ethnicity

San Antonio Demographics*		# of Arrests excluding warrants & multiple charges	Percentage
Hispanic	64.2%	47	65%
White	24.8%	15	21%
African American	6.9%	10	14%
Other Race	4.1%	0	0%
Total	100%	72	100.0%

*Source: <https://www.census.gov/quickfacts/sanantoniocitytexas>

Reduced Officer Time on Calls

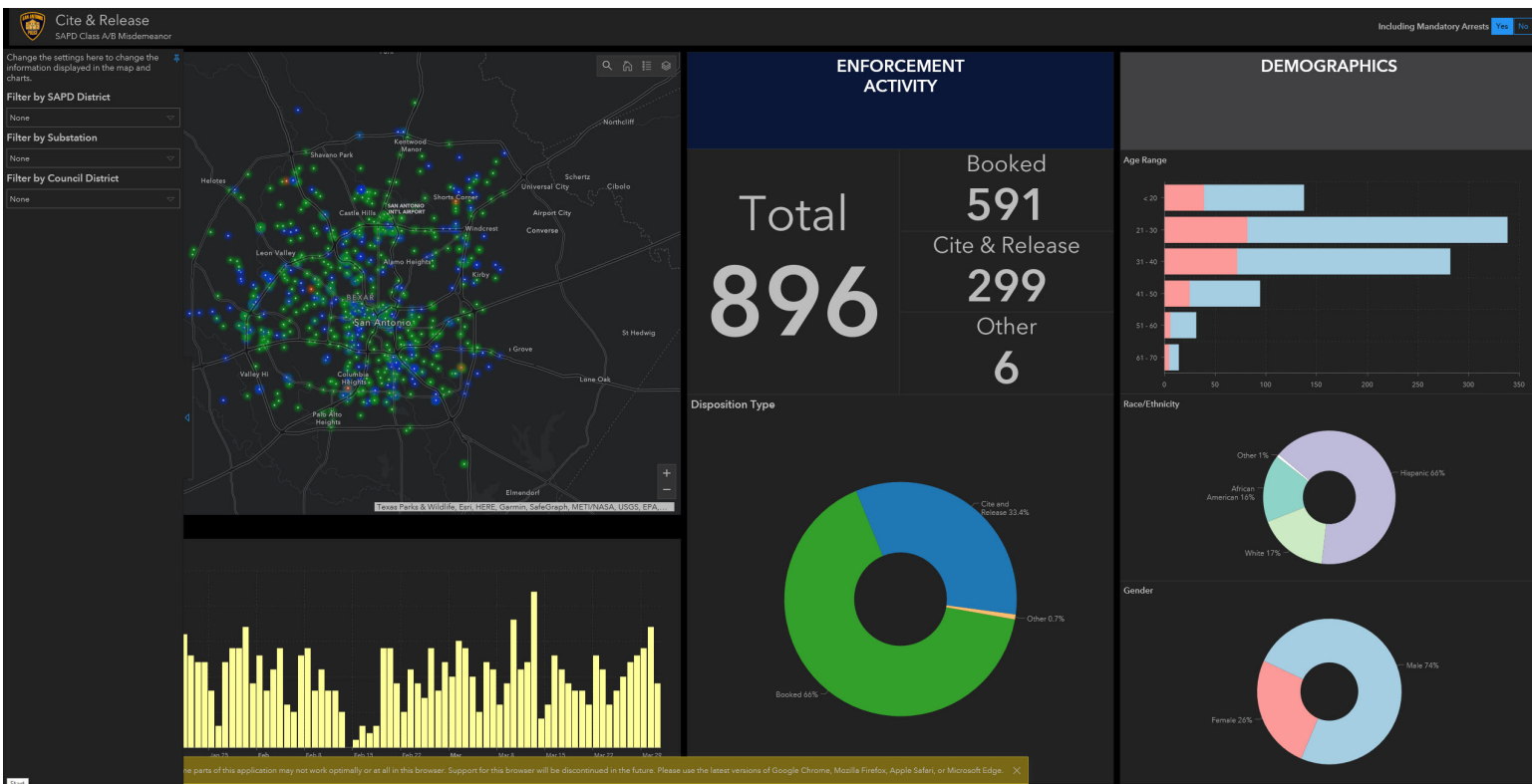
OFFENSE	Hours Saved 2020 Q3	Hours Saved 2021 Q3
Contraband In Correctional Facility	0	0
Criminal Mischief \$100 to <\$750	0	0
Driving While License Invalid	4.7	3.5
Class B Theft \$100 to <\$750	317.9	150.2
Class B Theft of Service \$100 to <\$750	0	0.2
Poss. of Marijuana 0-2oz	754.1	378.9
Poss. of Marijuana 2-4oz	4.3	2.1
Poss. Schedule 2A Controlled Substance <2oz	32.6	11.6
Poss. Schedule 2A Controlled Substance 2 to <4oz	0	0
Total Hours Reduced	1,113.5	546.5

Reporting Schedule

The Department will post each quarterly report to the SAPD website 45 days after the final day of the quarter

Quarter	Release Date
Year 2 Annual Report (July 2020 – June 2021)	August 14, 2021
Year 3 Quarter 1 Report (July 2021 – September 30, 2021)	November 14, 2021
Year 3 Quarter 2 Report (October 2021 – December 31, 2021)	February 14, 2022

Data Transparency: Community Dashboard





Cite & Release 3rd Quarter Report

Public Safety Committee June 23, 2021

Presented by William McManus, Chief of Police